



GB (W)

2010 Catalog





STIHL. Quality products that meet professional standards.

Things only have the value that we give them.

As I read this sentence written by the poet Jean Baptiste Molière, I couldn't help but think of our STIHL products. Where does the value of our tools actually come from? There's no simple answer. Their true value can't be calculated based merely on the development time or employees; it can't be measured by the price or the way they operate. As a user, you too impart great value to our tools. Through your personal connection with the STIHL brand, your trust in the quality of our products or through the pride you feel when working with STIHL tools. Value is a question of perspective. Let's take a closer look together.

With a tour of the company grounds, for example. During development, our engineers place great emphasis on innovation to ensure that STIHL products make your work outdoors easier. In our test department all STIHL tools must undergo rigorous assessment and demonstrate that they are worthy of the quality STIHL name by meeting professional standards for performance, fuel consumption and user comfort. During production, our employees' experience and devotion to quality is the most important factor in maintaining the first-class quality of our products. It's their knowledge that makes a high level of in-house production possible. In fact, STIHL is the only chain saw manufacturer in the world that produces its saw chains, sprockets and guide bars in-house. Using special machines that we designed and constructed ourselves.

Our STIHL dealers add a great deal of value to our STIHL products. With their expertise and convenient locations, they're worth their weight in gold. But are innovative power, experience, quality and personal service the only factors that make STIHL tools valuable?

After all, the value of our STIHL tools is dependent on your evaluation: As a discerning STIHL user, you only want the best when it comes to the maintenance and conservation of the great outdoors. A first-class tool for professional work in a place that means a lot to you; a place that deserves the greatest level of care. It's your desire for high-quality products, your enthusiasm for your work and the pride you take in your achievements, that make our STIHL products so valuable.

With this in mind, we hope you enjoy the diverse range of quality products in the 2010 STIHL catalog.

Yours sincerely,

Hans Peter Stihl
Chairman of the Supervisory Board of STIHL AG

Table of contents

STIHL engine technologies	4–5	
New products for 2010	6–17	1
Chain saws and pole pruners	18–49	2
Cutting attachments	50–67	3
Brushcutters and clearing saws	68–91	4
KombiSystem and MultiSystem	92–105	5
Hedge trimmers and extended length hedge trimmers	106–119	6
Cleaning systems	120–155	7
Mistblowers and sprayers	156–163	8
Earth auger	164–169	9
Cut-off saws	170–179	10
Oils and lubricants	182–187	11
Hand tools and forestry accessories	188–201	12
Personal protective equipment	202–239	13
STIHL® TIMBERSPORTS® COLLECTION	240–249	14
Merchandise	250–255	15
STIHL online/marks of conformity and general information	256–259	16



For more information visit
www.stihl.com

STIHL engine technologies

2-stroke or 4-stroke engine? STIHL customers are clear about the answer. Different drive concepts are after all designed to suit different jobs and requirements. These drive concepts, such as the groundbreaking STIHL 2-MIX engine and the STIHL 4-MIX engine, are the product of systematic improvement of conventional engine technologies. Both drive solutions set new standards in the 2-stroke and 4-stroke engine classes and adhere to the guiding principles of a first-class STIHL engine: reliable high performance, low weight, robust construction, reduced emissions and a long service life.



STIHL 2-MIX engine

Greater performance and lower emissions – the 2-stroke engine with STIHL 2-MIX technology does both. It combines a cylinder with four-channel technology and a piston-controlled stratified charge system. The results are impressive: powerful and environmentally-friendly, the STIHL 2-MIX engine offers high torque over a wide range of speeds – with up to 20 % less fuel consumption and up to 70 % lower emissions compared to conventional STIHL 2-stroke engines without 2-MIX technology.

Advantages

- High-torque: extremely high torque over a wide range of speeds
- Economical: up to 20 % less fuel consumption compared with conventional STIHL 2-stroke engines without 2-MIX technology
- Environmentally friendly: up to 70 % lower emissions compared with conventional STIHL 2-stroke engines without 2-MIX technology
- Future-proof: complies with the strict European EU II emissions standard

How it works

The STIHL 2-MIX engine uses a piston-controlled stratified charge system. The stratified charge system inserts a fuel-free cushion of air between the burnt charge in the combustion chamber and the fresh charge in the crankcase. It reduces the loss of fuel-laden exhaust during charge cycles and significantly lowers fuel consumption compared to conventional STIHL 2-stroke engines without 2-MIX technology.



STIHL 4-MIX engine

The STIHL 4-MIX engine unites the advantages of both a 2 and 4-stroke engine. Compared to conventional 4-stroke engines with separate systems for fuel and engine lubricant, the STIHL 4-MIX engine uses STIHL MotoMix, which facilitates extremely low-residue combustion. Heavy parts such as an oil pump, oil sump and oil filter, as well as regular oil changes, are a thing of the past.

Advantages

- Environmentally friendly: low-residue combustion that even outdoes the strict European EU II emissions standard
- Easy to service: the use of a petrol-mix means less frequent oil servicing
- Compact and light: the fuel consists of a mixture of petrol and oil so fewer engine parts are required, which saves weight and space
- Super quiet: less obtrusive noise, even during the toughest jobs
- High-performance: exceptionally versatile thanks to enormously high torque

How it works

Unlike other 4-stroke engines, the STIHL 4-MIX engine uses a petrol-oil mixture. The mix is distributed throughout the entire engine via a bypass channel in the cylinder head. This ensures the engine is always completely lubricated. A decompression system prolongs valve opening times during start-up. This minimizes the amount of fuel required to get the engine started.





If you value tradition you can still appreciate the rewards of progress.
The new STIHL products for 2010.

The new chain saws	8 – 9
The new cordless hedge trimmers and new high-pressure cleaners	10 – 11
The new mist blowers, new backpack sprayer and new manual sprayer	12 – 13
The new protective equipment, new jackets, new forest management accessories, new protective eyewear, new gloves and new leather boots for chain saw operators	14 – 15
The new functional T-shirt, new fleece jacket/vest, new functional parka jacket and new clasp knife	16 – 17

New products for 2010

NEW MS 441 C-M/MS 441 C-M W

The first professional chain saw from STIHL with fully electronic ignition timing management and fuel metering. STIHL M-Tronic engine management ensures optimal engine performance, a constant maximum speed and superb acceleration at all times and in all operating modes. Adjusting the carburetor is now entirely unnecessary.

See [page 31](#) for further details.

Available from
Spring 2010!

Always the
right setting



Silver medal for
innovation in
2009

STIHL M-Tronic (M)

This fully electronic engine management system adjusts ignition timing and fuel metering in all operating modes. It also takes external conditions such as temperature, elevation and fuel quality into account. It ensures consistent engine performance, a constant maximum speed and superb acceleration. M-Tronic makes manual carburetor adjustments superfluous. Thanks to electronic cold/warm starter recognition, there is now only one start position on the combi-lever. You can start-up with less revs, without changing gears and immediately accelerate up to speed – even after a cold start. M-Tronic also remembers the settings from the last time you used the tool. So when external conditions are the same, full engine performance is at your disposal after every new start. So all you'll need to do is just refuel, start – and saw. M-Tronic takes care of everything else for you.



New products for 2010

NEW HSA 65

Powerful cordless hedge trimmer with 3-in-1 performance: Strong 36 V lithium-ion battery, high stroke rate and single-sided special cutters. Wide tooth spacing and long tooth length for branches up to 22 mm in diameter. With a 50 cm bar length perfect for use in the garden or on private property.

See page 112 for further details.



Mobile,
quiet,
powerful



Gold medal
for innovation
in 2009

NEW HSA 85

Powerful cordless hedge trimmer with 3-in-1 performance: Strong 36 V lithium-ion battery, high stroke rate and double-sided special cutters. Wide tooth spacing and long tooth length for branches up to 22 mm in diameter. With a 62 cm bar length perfect for commercial use in noise-sensitive areas and for landscape and garden care.

See page 112 for further details.



NEW Battery AP 80

Light and powerful lithium-ion battery. 36 V lithium-ion battery delivering 80 Wh allowing a running time of up to 45 minutes with the cordless hedge trimmers. With charge level indicator (LED). Compatible with the AL 100 and AL 300 chargers.

See page 113 for further details.



NEW Standard charger AL 100

Standard charger for battery packs AP 80 and AP 160. With operating mode indicator.

See page 113 for further details.



NEW Battery AP 160

Powerful STIHL 36-volt, lithium-ion battery delivering 160 Wh. Allows cordless hedge trimmers to operate for up to 80 minutes. With charge level indicator (LED). Compatible with the AL 100 and AL 300 chargers.

See page 113 for further details.



NEW Quick charger AL 300

Robust quick charger for battery packs AP 80 and AP 160. With operating mode indicator and integrated air cooling.

See page 113 for further details.



Comfortable
and
ergonomic



NEW Professional sprayer

All high-pressure cleaners for professional use (RE 271 PLUS through RE 661 PLUS) are equipped with the new professional sprayer. It makes work less tiring thanks to easier triggering and holding and an optimal working angle on the trigger. With quick-release coupling between the trigger and the spray lance that makes changing the spray lance a snap.

See page 143 for further details.

The products pictured here represent only a selection of the entire range of new products. This chapter should not be taken as a complete presentation.

New products for 2010



NEW SR 430

This powerful mistblower has been specially designed for applying liquid plant protection agents and features a spraying range of 14.5 meters.

See page 160 for further details.

14.5 m
spraying
range



NEW SR 450

This flexible, versatile tool is just as powerful as the SR 430 but also features an intelligent 2-in-1 conversion mechanism. So you can put it to use on spraying and dusting jobs as well as apply granulate in the blink of an eye.

See page 160 for further details.

Available from
Spring 2010!

Spraying
and
dusting



NEW SG 20

Robust backpack sprayer with a large 18 liter tank for precise manual application of pesticides and liquid fertilizer on larger plots. With an external pressure pump, adjustable brass cone nozzle, pressure gauge, fabric-reinforced pressure hose and flexible spray lance.

See page 162 for further details.

With two
different
nozzles



NEW SG 10

Practical manual sprayer with a 1.6 liter tank for house and garden owners. For simple and precise application of pesticides and fertilizers. Pressure piston pump with pump arm for prolonged and constant spraying without repeated pumping. Two nozzles with different spraying angles and flow rates. With automatic safety valve.

See page 162 for further details.

New products for 2010

NEW ADVANCE PLUS

High-tech protective equipment with a large area of signal color for professional forestry workers. Very light and comfortable to wear. Regular pants and overalls with first-class cut protection (EN 381, Design A) thanks to a high-tech cut-resistant inlay. Superb freedom of movement and a perfect fit thanks to a highly elastic outer layer.

See page 216 for further details.



NEW ECONOMY PLUS

Economical protective equipment for chain saw beginners or hobbyists. Excellent visibility with a large area of signal color. Regular pants and overalls with tested cut protection (EN 381, Design A). Practical details for greater user comfort.

See page 210 for further details.



NEW STANDARD

Robust, moisture-repellent jacket with a large area of signal color. Vents keep you cool in the jacket. Pre-formed elbows for more freedom of movement.

See page 211 for further details.



NEW MICROFASER

Light, breathable jacket with a large area of signal color. Vents under the arms and on front and back. Width-adjustable in the back.

See page 213 for further details.

NEW Protective eyewear SUPER OTG

Light goggles with unobstructed lateral vision. Comfortable to wear with close-fitting arms. Perfect for spectacle-wearers.

See page 237 for further details.



NEW Case for chalk holder

Robust case with belt loop for attaching to a tool belt. Insulated, padded plastic backing with leather cover.

See page 200 for further details.



NEW Chain saw gloves SPECIAL

Robust, comfortable four-season gloves without cut protection made of soft goatskin.

See page 239 for further details.



NEW Carving gloves

Modern gloves without cut protection made of synthetic leather and flexible Spandex®. Excellent movement, slip-resistant and comfortable to wear.

See page 239 for further details.



NEW Chain saw leather boots SPECIAL PLUS

Comfortable work boots with steel midsole made of high-quality, water-repellent cowhide.

See page 227 for further details.



NEW Chain saw leather boots RANGER GTX

Stable leather boots with waterproof, breathable GORE-TEX® membrane.

See page 227 for further details.



The products pictured here represent only a selection of the entire range of new products. This chapter should not be taken as a complete presentation.

New products for 2010

NEW Functional T-shirt

Combines the superb comfort of cotton with the moisture wicking properties of synthetic fibers. Moisture is drawn off the skin and away where it can evaporate quickly. Your skin stays pleasantly dry. T-shirts with both crew neck and V-neck available. Certified according to the Oeko-Tex® standard 100.

See page 225 for further details.



NEW Fleece jacket/vest

Breathable, warm jacket/vest for anyone who works outdoors in the cold. Prevents loss of body heat with excellent insulation. Soft material and very pleasant and comfortable to wear.

See page 224 for further details.

NEW Functional parka jacket

Lined, warm parka for TIMBERSPORTS® and STIHL fans. Perfect for the colder months. Waterproof, windproof and breathable. With lots of convenient pockets.

See page 244 for further details.



NEW Switchblade with leather case

Splendid pocket knife made of high-quality steel. Liner lock for safely locking the blade in the open position. Knife case made of black leather.

See page 247 for further details.

NEW Switchblade

Light pocket knife with unusual design highlights. Blade made of rustproof, high-quality steel. Blade button opens the knife. Liner lock locks the blade safely in place.

See page 247 for further details.



The products pictured here represent only a selection of the entire range of new products. This chapter should not be taken as a complete presentation.



If you’ve lovingly cultivated a stand of trees down through the years, you’ll appreciate true value. STIHL chain saws and pole pruners.

Chain saws – cutting-edge technology in detail	20 – 21
Petrol chain saws for cutting firewood and for property maintenance	22 – 25
Petrol chain saws for agriculture and horticulture	26 – 27
Petrol chain saws for forestry	28 – 32
Arborist saws/Carving saws/Emergency services saws	33 – 35
Electric chain saws	36 – 37
Chain saw overview	38 – 45
Accessories for chain saws	46 – 47
Pole pruners and forest care tool/Overview and accessories	48 – 49

Cutting-edge technology in detail

Chain saws

Wood is one of the oldest raw materials known to man. It has been in use for about 400,000 years.* Nowadays, working with wood is quicker, more convenient and efficient than ever. Handy STIHL chain saws make light work of cutting firewood with their array of practical features and excellent torque. And not only that: these powerful assistants have won over both professional and occasional users with their range of applications – everything from cutting firewood, stand management or harvesting wood in commercial forests. STIHL chain saws deliver exactly the performance and features required by professional users. Cutting-edge technology means that the machines have astonishingly low emissions, and are both low in noise and vibration. All that with tried-and-tested STIHL quality.

1 Side-mounted chain tensioning
The convenient way of tensioning the saw chain without risk of contact with the sharp chain.

2 STIHL anti-vibration system
Precisely calculated buffer zones minimize the transfer of engine and saw chain oscillations to the handles.

3 Easy start system
Practically jolt-free starting with the STIHL ElastoStart, decompression valve and/or manual fuel pump.

4 Long-life air filter system with air routing
Compared with conventional air filter systems, the service life of the filter is significantly increased.

5 Compensator
Keeps the fuel-air mix constant even as the filter becomes increasingly dirty.

6 QuickStop Super chain brake (Q)
Additional braking system for added safety – a STIHL exclusive. The chain is not just stopped in seconds whenever there is a sufficiently strong kickback or when the front hand guard is activated, but also when the user lets go of the rear handgrip.

11 STIHL Oilomatic saw chain

7 Master control lever
All functions – such as start, operation and stop – can be conveniently controlled with just one hand.

8 Toolless fuel caps
Special caps for the easy opening and closing of the fuel and oil tanks.

9 STIHL M-Tronic (M)
The fully electronic engine management system, with memory function, adjusts the ignition timing and fuel metering in all operating modes, while cold/warm start recognition ensures optimal engine performance at all times, as well as a constant maximum speed and superb acceleration. There is only one start position on the combi-lever. For easy start-up with a minimum of revs and without changing gears.

10 Microprocessor ignition
Ignition timing is optimally adapted to engine speed. Long spark duration, optimum combustion.

11 STIHL Oilomatic saw chain
The STIHL Oilomatic lubrication system reduces friction and wear, thereby extending the service life of the cutting attachment.



Further technological highlights and information:

■ **STIHL Quick Chain Tensioning (B)**
Once the sprocket cover has been loosened, the saw chain can be tensioned via a knob – no tools required.

■ **Catalytic converter (D)**
Reduces the proportion of unburned fuel in the exhaust, thereby lowering hydrocarbon emissions by up to 80 %.

■ **STIHL ErgoStart (E)**
Lightweight, strength-saving start-up is achieved by an additional spring between the crankshaft and the starter cord reel.

■ **Intelligent engine management (I)**
Electronically controls the full-throttle mixture and maximum speed, so manual corrections to the carburetor during full load operation are no longer necessary.

■ **Carburetor heating (V)**
Prevents the carburetor from icing up.

■ **Handgrip heating (W)**
Warms up the handles. This ensures additional comfort in cold outdoor conditions.

STIHL chain saws have lots of useful features. But depending on the model, the featured fittings can deviate from those pictured here.

More information on technical details and features can be found in the tables on pages 38–45. Visit us online at www.stihl.com for further product information and the address of your local STIHL dealer. Your authorized STIHL dealer will be happy to help and advise.

Designation of chain saw comfort features (C versions)
B = Quick Chain Tensioning
E = ErgoStart
M = M-Tronic
Q = QuickStop Super chain brake

Designation of special features
D = Catalytic converter
I = Intelligent engine management
R = Loop handle
T = Top handle
V = Carburetor heating
W = Handgrip heating

Original **STIHL**
Swiss Made




Original STIHL saw chains: superior quality for peak performance

- Quality STIHL development: STIHL is the only chain saw manufacturer in the world that also develops its own saw chains and guide bars. Meaning that the three components are guaranteed to match each other perfectly.
- Quality STIHL production: All our saw chains are manufactured with Swiss precision in our STIHL factory in Wil, Switzerland. They are made using special machines that have also been developed and manufactured by STIHL.
- Super cutting performance: STIHL saw chains not only deliver an outstanding cutting performance on STIHL chain saws, but are also excellent on chain saws from other manufacturers.

Petrol chain saws for cutting firewood and for property maintenance

Repair a fence, build an arbor, thin shrubs, prepare firewood – property owners have to be veritable all-rounders. After all, there’s always something that needs doing. So it’s good to know that you have the equipment that makes light work of all tasks around the home and garden. Able assistants such as the lightweight STIHL chain saws deliver a high performance and offer great user comfort. They’re just the thing for a whole range of jobs around the house, yard and garden. Thanks to the innovative engine technology in many models, it’s now possible to save even more fuel while keeping emissions down to a minimum.



MS 170



Displacement	Power output	Weight
30.1 cm ³	1.3 kW/1.8 hp	3.9 kg*
Bar length	Order No.	
30 cm	1130 200 0113	

Handy introductory chain saw for thinning out wood, sawing firewood and for felling small trees with a diameter up to approx. 30 cm.

MS 171


Displacement	Power output	Weight
30.1 cm ³	1.3 kW/1.8 hp	4.3 kg*
Bar length	Order no.	
30 cm	1139 200 0000	

Chain saw for grounds maintenance. Wide range of features such as the long-life air filter system and the STIHL anti-vibration system. Great for cutting firewood, for building and for felling small trees. Up to 20 % less fuel consumption and up to 70 % lower emissions compared with the previous model without 2-MIX technology.


MS 180


Displacement	Power output	Weight
31.8 cm ³	1.5 kW/2.0 hp	3.9 kg*
Bar length	Order No.	
30 cm	1139 200 0110	
35 cm	1137 200 0108	

Light compact chain saw. Highly suitable for cutting firewood and for tree pruning. Good for felling small trees up to approx. 30 cm in diameter.

Additional versions: (see table on page 32 for all data and features)

MS 180 C-BE
with Quick Chain Tensioning and ErgoStart


MS 181


Displacement	Power output	Weight
31.8 cm ³	1.5 kW/2.0 hp	4.3 kg*
Bar length	Order no.	
30 cm	1139 200 0032	
35 cm	1139 200 0005	

A light and low-vibration chain saw. Wide range of features such as the long-life air filter system and the STIHL anti-vibration system. Great for cutting firewood, for building and for felling small trees. Up to 20 % less fuel consumption and up to 70 % lower emissions compared with the previous model without 2-MIX technology.

Further versions: (see table on page 38 for all data and features)

MS 181 C-BE
with Quick Chain Tensioning and ErgoStart


MS 192 C-E


Displacement	Power output	Weight
30.1 cm ³	1.3 kW/1.8 hp	3.3 kg*
Bar length	Order no.	
30 cm**	1137 200 0113	
35 cm**	1137 200 0116	

The lightest chain saw from STIHL with standard handle. With STIHL ErgoStart fitted as standard. Great for cutting firewood, for building and for felling small trees. Very low vibration levels.


STIHL Quick Chain Tensioning (B)

With STIHL Quick Chain Tensioning, it’s quick and easy to adjust the saw chain, without tools and without coming into contact with the sharp saw chain itself. Just release the sprocket cover and turn the knob to set the optimum tension.



STIHL ErgoStart (E)

Lightweight, strength-saving start-up thanks to an additional spring between the crankshaft and the starter cord reel.




B = Quick Chain Tensioning E = ErgoStart D = Catalytic converter

* Without fuel, guide bar or saw chain ** With lightweight bar

Petrol chain saws for cutting firewood and for grounds maintenance



MS 210



Low vibration compact chain saw with a wide range of features including long-life air filter system and anti-vibration system. High cutting performance and very comfortable to operate. Ideal for sawing firewood and felling small trees.

Additional versions: (see table on page 32 for all data and features)


MS 210 C-BE

with Quick Chain Tensioning and ErgoStart

Displacement	Power output	Weight
35.2 cm ³	1.6 kW/2.2 hp	4.4 kg*

Bar length	Order No.
30 cm	1123 258 0002
35 cm	1123 258 0000

MS 230



Excellent power-to-weight ratio. Ideal for cutting firewood and for building with wood. Also suitable for tree maintenance and for felling small trees.

Further versions: (see table on page 38 for all data and features)


MS 230 C-BE

with Quick Chain Tensioning and ErgoStart

Displacement	Power output	Weight
45.4 cm ³	2.0 kW/2.7 hp	4.6 kg*

Bar length	Order no.
30 cm	1123 200 0366
35 cm	1123 200 0367

MS 211



Low-vibration compact chain saw. Wide range of features such as the long-life air filter system and the STIHL anti-vibration system. High cutting performance and excellent ease of use. Ideal for cutting firewood and felling small trees. Up to 20 % less fuel consumption and up to 70 % lower emissions compared with the previous model without 2-MIX technology.

Further versions: (see table on page 38 for all data and features)



MS 211 C-BE

with Quick Chain Tensioning and ErgoStart

Displacement	Power output	Weight
35.2 cm ³	1.7 kW/2.3 hp	4.3 kg*

Bar length	Order no.
30 cm	1139 200 0026
35 cm	1139 200 0009


Awarded the Forestry Technology Prize 2008. Awarded by



MS 211 C-BE with the Picco Duro saw chain

with Quick Chain Tensioning and ErgoStart

MS 250



Exemplary power-to-weight ratio. Highly suitable for building with wood and for felling small trees. Suitable for cutting firewood.

Further versions: (see table on page 39 for all data and features)

MS 250 C-BE

with Quick Chain Tensioning and ErgoStart

MS 250 C-BE with the Picco Duro saw chain

with Quick Chain Tensioning and ErgoStart

Displacement	Power output	Weight
45.4 cm ³	2.3 kW/3.1 hp	4.6 kg*

Bar length	Order no.
30 cm	1123 200 0330
35 cm	1123 200 0329

B = Quick Chain Tensioning E = ErgoStart Q = QuickStop Super chain brake

I = Intelligent engine management * Without fuel, guide bar or saw chain

For more information visit www.stihl.com


24




25

Petrol chain saws for agriculture and horticulture

Some jobs require you to be just that little bit tougher. Farmers, landscapers and employees of local authority parks departments are well aware that success depends on the right choice of tool. Here at STIHL, we are aware of this too. That's why we offer powerful and highly-robust chain saws with tried-and-tested STIHL quality – tools that were designed specifically for agricultural and horticultural purposes. Practical features and reliable technology mean that they are particularly efficient to use – so you can get right down to business.







Gold medal for innovation in 2007


Displacement	Power output	Weight
50.0 cm ³	2.6 kW/3.5 hp	5.3 kg*
Bar length	Order no.	
37 cm	1133 200 0230	
40 cm	1133 200 0233	




An ideal combination of performance and comfort. Low vibration levels, optimized handle design and a very good center of gravity.

Further versions: (see table on page 39 for all data and features)

MS 270 C-B

with Quick Chain Tensioning





Gold medal for innovation in 2007

Displacement	Power output	Weight
54.7 cm ³	2.8 kW/3.8 hp	5.3 kg*
Bar length	Order no.	
37 cm	1133 200 0240	
40 cm	1133 200 0241	

Strong saw with electronic full-throttle control for an optimal engine performance. No more manual corrections to the carburetor during full load operation. Low vibration levels and a very good center of gravity.

Further versions: (see table on page 39 for all data and features)

MS 280 C-B I


with Quick Chain Tensioning and intelligent engine management

MS 280 C-BQ I

with Quick Chain Tensioning, QuickStop Super chain brake and intelligent engine management


Long-life air filter system with air routing


The innovative long-life air filter system greatly extends the service life of the filter. Air routing removes larger particles of dirt, meaning the actual filter has less to do. So the saw can be used for longer without having to clean the filter.






Professional STIHL anti-vibration system

The precisely adjusted anti-vibration system consists of Cellasto anti-vibration elements and special springs between the engine block and handles. These buffer zones reduce the vibrations generated by the engine and the rotating saw chain, so the chain saw is quieter to handle and work becomes less strenuous.











Displacement	Power output	Weight
56.5 cm ³	3.0 kW/4.1 hp	5.9 kg*
Bar length	Order no.	
37 cm	1127 200 0161	
40 cm	1127 200 0162	


Extremely robust and long-lasting chain saw. Highly suitable for agriculture, horticulture, orchards and for cutting firewood. Good for harvesting wood in medium-density stands.








Displacement	Power output	Weight
59.0 cm ³	3.2 kW/4.4 hp	5.9 kg*
Bar length	Order no.	
37 cm	1127 200 0166	
40 cm	1127 200 0163	

High-torque chain saw, extremely reliable and robust. Excellent for cutting firewood. Good for harvesting wood in medium-density stands. With a decompression valve.





Displacement	Power output	Weight
64.1 cm ³	3.4 kW/4.6 hp	5.9 kg*
Bar length	Order no.	
37 cm	1127 200 0165	
40 cm	1127 200 0164	

Great performance, an excellent power-to-weight ratio and a classic design. Highly suitable for harvesting wood in medium-density stands and for cutting firewood. With a decompression valve.


* Without fuel, guide bar or saw chain

Petrol chain saws for forestry work

Trees that soar in height from twenty to sixty meters, inhospitable terrain, extreme weather conditions: professional forestry work is a tough job. To ensure that they always deliver their best work, professionals know the value of having the best tools: STIHL chain saws that have been tailored to the highest standards. These high-performance tools deliver a maximum performance with a minimum of weight. What's more, intelligent optional features – such as handgrip heating or carburetor heating – support professional forestry workers in extreme conditions.



MS 200



Extremely handy saw with a very good power-to-weight ratio. Outstanding swivel ability. Suitable for use in many areas of forestry. Lightweight bar fitted as standard.

Displacement	Power output	Weight
35.2 cm³	1.7 kW/2.3 hp	3.8 kg*
Bar length	Order no.	
30 cm**	1129 200 0062	
35 cm**	1129 200 0059	


MS 240



Extremely tough and long lasting. Good for the general care of young trees, for construction work and cutting firewood. Optional attachment: HS 246 hedge trimmer.

Displacement	Power output	Weight
41.6 cm³	2.1 kW/2.9 hp	4.7 kg*
Bar length	Order no.	
32 cm	1121 200 0261	
37 cm	1121 200 0262	

MS 260



Convenient, durable and robust. Good for thinning work, harvesting thin wood and felling in medium-sized stands. Optional attachment: HS 246 hedge trimmer.

Further versions: (see table on page 40 for all data and features)

MS 260 C-B

with Quick Chain Tensioning

MS 260-W


with handgrip heating

MS 260-VW

with carburetor heating and handgrip heating


Displacement	Power output	Weight
50.2 cm³	2.6 kW/3.5 hp	4.8 kg*
Bar length	Order no.	
37 cm	1121 200 0254	
40 cm	1121 200 0255	

Carburetor heating (V)



Work straight on through frosty temperatures. With its temperature-dependent switch-on/off control, the carburetor heating prevents the carburetor from freezing in cold weather.

Electric handgrip heating (W)



The electric handgrip heating helps users to keep a firm grip on their machine even in the depths of winter, making operation safer. No-maintenance, non-wearing heating strips in the front and rear handles can be engaged with a switch as required to make the handle warmer and dryer.

HS 246 hedge trimmer attachment



In a few simple steps, the hedge trimmer attachment can be mounted on the following models of STIHL chain saws: MS 240, MS 260, MS 260-W, MS 260-DW and MS 260-VW. The chain saw is not included with the attachment.

Weight	Bar length	Order no.
1.8 kg	60 cm	4213 710 1203
Accessories	Order no.	
Set of coupling elements	4213 007 1000	
for spur sprockets (3 pieces)	4213 007 1001	
for ring sprockets (3 pieces)		

Petrol chain saws for forestry work

MS 361



Very robust saw for the most demanding jobs. Excellent power-to-weight ratio. Extremely low vibration levels. Dynamic acceleration and high torque.

Further versions: (see table on page 41 for all data and features)

MS 361 C-BQ

with Quick Chain Tensioning and QuickStop Super chain brake

MS 361-W

with handgrip heating

MS 361-VW

with carburetor heating and handgrip heating

MS 440



Well equipped for extreme loads. Exceptionally good for tasks like thinning medium-density stands or brush. Good for harvesting big timber. Conversion kit available for transforming the saw into an emergency services saw.

Further versions: (see table on page 41 for all data and features)

MS 440-W

with handgrip heating

A STIHL exclusive: QuickStop Super chain brake (Q)

QuickStop Super chain brake – the additional braking system for extra safety. STIHL is the only chain saw manufacturer to offer the additional QuickStop Super chain brake system. Users can trigger the chain brake directly at the rear handgrip. The chain is not just stopped in seconds whenever there is a sufficiently strong kickback or when the front hand guard is activated, but also when the user lets go of the rear handgrip. The big advantage: QuickStop Super operates in all working positions – without an additional lever or user action. This means that the user enjoys additional safety both while starting-up and carrying the chain saw. Furthermore, it also means that jobs where the chain saw has to be put down regularly, e.g. to remove branches, are now even safer. STIHL chain saws with QuickStop Super all have a “Q” in their model name.



B = Quick Chain Tensioning V = Carburetor heating Q = QuickStop Super chain brake W = Handgrip heating



MS 441



Modern, low-vibration, high-performance saw with improved engine power for use in forestry and agriculture. With eco-friendly engine technology and innovative anti-vibration system. Long-life air filter system with a new easy-to-clean year-round filter that reliably captures even the finest dust. Enhanced power-to-weight ratio and maneuverability. Very low vibration level. Just the thing for harvesting big timber. Up to 20 % less fuel consumption and up to 50 % fewer emissions compared with the previous model without 2-MIX technology.

Further versions: (see table on page 42 for all data and features)

MS 441 C-Q

with QuickStop Super chain brake

MS 441-W

with handgrip heating

NEW MS 441 C-M

with M-Tronic

NEW MS 441 C-M W

with M-Tronic and handgrip heating



Silver medal for innovation in 2009

Silver medal for innovation in 2009

Available from Spring 2010

Available from Spring 2010

Displacement	Power output	Weight
70.7 cm ³	4.2 kW/5.7 hp	6.6 kg*
Bar length	Order no.	
40 cm	1138 200 0013	
45 cm	1138 200 0014	
50 cm	1138 200 0027	

M = M-Tronic

* Without fuel, guide bar or saw chain

Petrol chain saws for forestry work

Arborist saws

MS 460



High performance chain saw for tasks like thinning medium to high-density forest or brush. Good for harvesting big timber. Conversion kit available for transforming the saw into an emergency services saw.

Further versions: (see table on page 43 for all data and features)

MS 460-W

with handgrip heating

MS 660



Very powerful saw. Extremely robust and hard-wearing. Highly recommended for the effective harvesting of big timber.

Further versions: (see table on page 43 for all data and features)

MS 660-W

with handgrip heating

MS 780



This STIHL high-performance saw combines everything professionals need for a demanding harvest of strong timber.

MS 880



Our top model for professionals. For the most demanding challenges and extreme conditions. Now available with an incredibly good power-to-weight ratio and a new muffler. Ideal for regular use when harvesting big timber.

E = ErgoStart
T = Top handle
W = Handgrip heating
* Without fuel, guide bar or saw chain
** With lightweight bar

Displacement	Power output	Weight
76.5 cm ³	4.4 kW/6.0 hp	6.6 kg*
Bar length	Order no.	
40 cm	1128 200 0127	
45 cm	1128 200 0128	
50 cm	1128 200 0129	

If tree maintenance is your passion, you need equipment that is designed to deliver a top performance. In combination with STIHL cutting attachments, these powerful lightweights with a high full-load torque deliver an exceptional cutting performance and clean cutting surfaces. For tree maintenance that won't sap your energy.



MS 192 T



The lightest STIHL arborist saw. Extremely precise handling. Low-kickback start-up thanks to microprocessor-based ignition and optimal ergonomics. Only approved for use with the low-kickback Picco Micro Mini Comfort 3, Picco Micro Comfort 3 and the 1/4" Rapid Micro Special saw chains in conjunction with the carving guide bar. Recommendation: Picco Micro Mini Comfort 3.***

Further versions: (see table on page 44 for all data and features)

MS 192 TC-E


with ErgoStart

MS 200 T



Lightweight precision instrument for tree maintenance. Optimum handling. Uncompromising technology for the most demanding requirements. Accurate guidance and outstanding cutting. Only approved for use with the Picco Micro Comfort 3 and 1/4" Rapid Micro Special low-kickback saw chains in conjunction with the carving guide bar. Recommendation: Picco Micro Comfort 3.***

VENT arborist helmet set



Five large closable vents on each side. Nylon visor. Easily adjustable chin strap. Ear protection that insulates well. Not to be used for forestry work on the ground. Only approved for arborist work or rope access work. The helmet has a service life of up to 10 years. EN 12492, ear protection SNR 28.****

	Order no.
Helmet set	0000 884 0195
Helmet without visor and ear protection	0000 884 0196

*** Specially designed for working amongst tree branches, only for use by trained arborist personnel.
**** Service life is max. 10 years from date of manufacture. Please consult the user guide to determine the actual lifespan.

Carving saws

Wood is a highly versatile material that excites the imagination. With the right equipment, you can watch your ideas take shape. Outstanding precision and maximum agility are of the utmost importance – and STIHL carving saws offer both. Light, low in vibration and easy to handle, they're ideal for intricate work involving wood. Their small bar nose skillfully carves filigree contours and intricate details. These agile tools make light work of jobs requiring precision.



Emergency services saw

Fires, rescues or clearance work – when the going gets tough, both man and machine have to deliver a first-rate performance. Rescue workers need to be able to rely on their equipment 100 %. Like the tried-and-tested STIHL MS 460-R special chain saw. This compact 6 hp, high-performance chain saw with a special chain delivers an immense thrust even at medium speeds. Its technology and features are perfectly designed for extreme demands.




MS 192 C-E



Displacement	Power output	Weight
30.1 cm ³	1.3 kW/1.8 hp	3.3 kg*
Bar length	Order no.	
25 cm	1137 200 0093	
30 cm	1137 200 0075	

The lightest chain saw from STIHL with standard handle. With very low vibration levels and a cutting attachment developed specially for carving. Extremely low kickback. Extremely small bar nose for the precise cutting of very small radiuses and filigree contours. Perfect for discerning wood carvers, arborists and orchardists.

MS 200



Displacement	Power output	Weight
35.2 cm ³	1.7 kW/2.3 hp	3.8 kg*
Bar length	Order no.	
25 cm	1129 200 0091	
30 cm	1129 200 0092	

Extremely agile chain saw with an outstanding power-to-weight ratio and exceptional swivel ability. Extremely low kickback with cutting attachment specially developed for carving. With small bar nose perfectly suited for the cutting of very small radiuses and filigree contours. Ideal for discerning wood carvers, arborists and orchardists.


MS 460-R



Displacement	Power output	Weight
76.5 cm ³	4.4 kW/6.0 hp	7.0 kg*
Bar length	Order no.	
50 cm	1128 200 0158	

Special chain saw for emergency operations and fire fighting. Engine delivers enormous power even at medium speeds. The Rapid Duro R special chain is reinforced with impact-resistant carbide plates.

Emergency services saw conversion kit



Order no.
For existing 044 and MS 440 models (not 044 C with catalytic converter/MS 440-D)
1128 260 0003
For existing 046 and MS 460 models (not 046 C with catalytic converter/MS 460-D)
1128 261 0005

Emergency services saw accessories (not illustrated)

Order no.
Rollomatic ES (Ematic Super) guide bar, 50 cm (with replaceable bar nose)
3003 002 9421
Rapid Duro R (special chain)
3944 000 0072
Cutting-depth limiter
3003 650 6501
ULTRASONIC protective eyewear (clear)
0000 884 0330

E = ErgoStart R = Loop handle

* Without fuel, guide bar or saw chain

Electric chain saws

If you want to work around the house without disturbing your neighbors, STIHL electric chain saws are just the thing for you. Quiet and with zero emissions, these machines come into their own when used in noise-sensitive areas or indoors. Thanks to their high cutting performance, ease-of-use and practical features, they deliver a reliable and strong performance without making a racket.

MSE 140 C-Q



Very light and handy. With QuickStop Super chain brake. Good for building work and cutting firewood.

Further versions: (see table on page 45 for all data and features)

MSE 140 C-BQ

with Quick Chain Tensioning and QuickStop Super chain brake

MSE 160 C-Q



Extremely agile and highly productive. With QuickStop Super chain brake. Great for building work and cutting firewood.

Further versions: (see table on page 45 for all data and features)

MSE 160 C-BQ

with Quick Chain Tensioning and QuickStop Super chain brake

A STIHL exclusive: QuickStop Super chain brake (Q)

QuickStop Super chain brake – the additional braking system for extra safety. STIHL is the only chain saw manufacturer to offer the additional QuickStop Super chain brake system. Users can trigger the chain brake directly at the rear handgrip. The chain is not just stopped in seconds whenever there is a sufficiently strong kickback or when the front hand guard is activated, but also when the user lets go of the rear handgrip. The big advantage: QuickStop Super operates in all working positions, without an additional lever or user action. This means that the user enjoys additional safety both while starting-up and carrying the chain saw. Furthermore, it also means that jobs where the chain saw has to be put down regularly, e.g. to remove branches, are now even safer. STIHL chain saws with QuickStop Super all have a “Q” in their model name.



MSE 180 C-BQ



Powerful electric chain saw. Easy to operate. With QuickStop Super chain brake and STIHL Quick Chain Tensioning. For craftsmen, farmers and hobbyists.

Further versions: (see table on page 45 for all data and features)

MSE 180 C-BQ with the Picco Duro saw chain

with Quick Chain Tensioning and QuickStop Super chain brake

MSE 200 C-BQ



The most powerful electric chain saw in the series. With QuickStop Super chain brake, STIHL Quick Chain Tensioning and overload indicator. A red LED indicates to the user that overload protection is active. Easy to operate. For craftsmen, farmers and hobbyists.

MSE 220 C-Q



High-performance electric chain saw for the finishing trade. With electrodynamic coasting brake and fully electronic control of the engine’s functions.

Extension cord


15 meter, oil-resistant extension cord. Designed to withstand high mechanical loads and suitable for regular outdoor use.

Order no.
0000 881 5415



STIHL Quick Chain Tensioning (B)

With STIHL Quick Chain Tensioning, it’s quick and easy to adjust the saw chain, without tools and without coming into contact with the sharp saw chain itself. Just release the sprocket cover and turn the knob to set the optimum tension.



Petrol chain saws overview



	Petrol chain saws for cutting firewood and for grounds maintenance																	Petrol chain saws for agriculture and horticulture								
	MS 170	MS 171	MS 180	MS 180 C BE	MS 181	MS 181 C BE	MS 192 C E	MS 210	MS 210 C BE	MS 211	MS 211 C BE		MS 211 C-BE with Picco Duro saw chain	MS 230	MS 230 C BE	MS 250	MS 250 C BE	MS 250 C BE with Picco Duro saw chain	MS 270	MS 270 C B	MS 280 I	MS 280 C B I	MS 280 C BQ I	MS 290	MS 310	MS 390
Displacement (cm³)	30.1	30.1	31.8	31.8	31.8	31.8	30.1	35.2	35.2	35.2	35.2		35.2	45.4	45.4	45.4	45.4	45.4	50.0	50.0	54.7	54.7	54.7	56.5	59.0	64.1
Power output (kW/hp)	1.3/1.8	1.3/1.8	1.5/2.0	1.5/2.0	1.5/2.0	1.5/2.0	1.3/1.8	1.6/2.2	1.6/2.2	1.7/2.3	1.7/2.3		1.7/2.3	2.0/2.7	2.0/2.7	2.3/3.1	2.3/3.1	2.3/3.1	2.6/3.5	2.6/3.5	2.8/3.8	2.8/3.8	2.8/3.8	3.0/4.1	3.2/4.4	3.4/4.6
Weight (kg)	3.9*	4.3*	3.9*	4.2*	4.3*	4.6*	3.3*	4.4*	4.7*	4.3*	4.6*		4.6*	4.6*	4.9*	4.6*	4.9*	4.9*	5.3*	5.4*	5.3*	5.4*	5.5*	5.9*	5.9*	5.9*
Power-to-weight ratio (kg/kW)	3.0	3.3	2.6	2.8	2.9	3.1	2.5	2.8	3.0	2.5	2.7		2.7	2.3	2.5	2.0	2.2	2.2	2.0	2.1	1.9	1.9	2.0	2.0	1.8	1.7
Sound pressure level** (dB(A))	98.0	98.0	97.0	97.0	98.0	98.0	99.0	99.0	99.0	99.0	99.0		99.0	101.0	101.0	99.0	99.0	99.0	101.0	101.0	100.0	100.0	100.0	102.0	102.0	102.0
Sound power level** (dB(A))	106.0	109.0	106.0	106.0	109.0	109.0	110.0	108.0		110.0	110.0		110.0	111.0	111.0	111.0	111.0	111.0	110.0	110.0	110.0	110.0	110.0	113.0	114.0	111.0
Vibration level left/right*** (m/s²)	4.2/5.9	4.1/3.6	6.6/7.8	7.6/7.4	3.3/3.1	3.6/3.6	3.0/3.2	6.0/7.2		3.5/3.2	2.9/3.1		2.9/3.1	6.4/7.0	5.0/6.0	5.7/6.8	4.6/7.0	4.6/7.0	2.9/2.9	2.9/2.9	2.9/3.4	2.9/3.4	2.9/3.4	4.6/5.7	4.3/4.7	5.9/5.1
STIHL Oilomatic saw chain pitch type	3/8" P PMMC3 ^①	3/8" P PMMC3 ^①	3/8" P PMC3 ^②	3/8" P PMC3 ^②	3/8" P PMMC3 ^①	3/8" P PMMC3 ^①	3/8" P PMMC3 ^①	3/8" P PMC3 ^②	3/8" P PMC3 ^②	3/8" P PMC3 ^②	3/8" P PMC3 ^②		3/8" P PD3 ^③	3/8" P PMC3 ^②	3/8" P PMC3 ^②	3/8" P PMC3 ^②	3/8" P PMC3 ^②	3/8" P PD3 ^③	.325" RMC3 ^④	.325" RMC3 ^④	.325" RMC3 ^④	.325" RMC3 ^④	.325" RMC3 ^④	3/8" RMC ^⑤	3/8" RMC ^⑤	3/8" RMC ^⑤
Rollomatic bars (bar length, cm****)	30	30	30 35	30 35	30 35	30 35	30 35	30 35	30 35	30 35	30 35		30 35	30 35	30 35	30 35	30 35	30 35	37 40	37 40	37 40	37 40	37 40	37 40	37 40	37 40
STIHL anti-vibration system	●	●	●	●	●	●	●	●	●	●	●		●	●	●	●	●	●	●	●	●	●	●	●	●	●
Side-mounted chain tensioning	○	●	○	–	●	–	●	○	●	●	–		–	○	–	●	–	–	●	–	●	–	–	●	●	●
STIHL Quick Chain Tensioning (B)	○	○	○	–	○	●	–	○	●	○	●		●	○	●	○	●	●	–	●	–	●	●	–	–	–
QuickStop Super chain brake (Q)	–	–	–	–	–	–	–	–	–	–	–		–	–	–	–	–	–	–	–	–	●	–	–	–	–
Manual fuel pump	–	–	–	–	–	●	●	–	–	–	●		●	–	●	–	●	●	–	–	–	–	–	–	–	–
Decompression valve	–	–	–	–	–	–	–	–	–	–	–		–	–	–	–	–	–	–	●	–	●	●	–	●	●
STIHL ElastoStart	○	○	○	–	○	–	–	○	○	○	–		–	○	–	○	–	–	○	●	○	●	●	○	○	○
STIHL ErgoStart (E)	–	–	–	●	–	●	●	–	–	–	●		●	–	●	–	●	●	–	–	–	–	–	–	–	–
Compensator	●	●	●	●	●	●	●	–	–	●	●		●	–	–	–	–	–	●	●	*****	*****	*****	●	●	●
Long-life air filter system	–	●	–	–	●	●	–	●	●	●	●		●	–	–	–	–	–	–	–	–	–	–	–	–	–
Toolless fuel caps	–	●	–	–	●	●	●	●	●	●	●		●	●	●	●	●	●	●	●	●	●	●	●	●	●
Catalytic converter (D)	●	–	–	–	–	–	–	–	–	–	–		–	–	–	–	–	–	–	–	–	–	–	–	–	–
Intelligent engine management (I)	–	–	–	–	–	–	–	–	–	–	–		–	–	–	–	–	–	–	–	●	●	●	–	–	–
STIHL 2-MIX engine/4-MIX engine	–	2-MIX	–	–	2-MIX	2-MIX	–	–	–	2-MIX	2-MIX		2-MIX	–	–	–	–	–	–	–	–	–	–	–	–	–
Order number	1130 200 0113	1139 200 0000	1130 200 0110	1130 200 0109	1139 200 0032	1139 200 0033	1137 200 0113	1123 200 0323	1139 200 0027	1139 200 0026	1139 200 0027		1139 200 0093	1123 200 0366	1123 200 0364	1123 200 0330	1123 200 0331	1123 200 0459	1133 200 0230	1133 200 0235	1133 200 0240	1133 200 0243	1133 200 0244	1127 200 0161	1127 200 0166	1127 200 0165
			1130 200 0108	1130 200 0005	1139 200 0005	1139 200 0034	1137 200 0116	1123 200 0310	1139 200 0028	1139 200 0009	1139 200 0028		1139 200 0094	1123 200 0367	1123 200 0365	1123 200 0329	1123 200 0527	1123 200 0529	1133 200 0233	1133 200 0234	1133 200 0241	1133 200 0242	1133 200 0245	1127 200 0162	1127 200 0163	1127 200 0164

● Standard
○ Retrofittable (special accessory)

B = Quick Chain Tensioning
E = ErgoStart
Q = QuickStop Super chain brake

D = Catalytic converter
I = Intelligent engine management

① PMMC3: Picco Micro Mini Comfort 3
② PMC3: Picco Micro Comfort 3
③ PD3: Picco Duro

④ RMC3: Rapid Micro Comfort 3
⑤ RMC: Rapid Micro Comfort
* Without fuel, guide bar or saw chain

** K factor according to Dir. 2006/42/EC = 2.5 (dB(A))
*** K factor according to Dir. 2006/42/EC = 2 m/s²
**** Stated bar length does not equal the actual potential bar length. See pages 60–63 for other available cutting attachments

***** Compensator function is undertaken by intelligent engine management

Retrofit kit: Quick Chain Tensioning available for MS 170, MS 180, MS 210, MS 230 and MS 250
Order no. 1123 007 1008

Retrofit kit: Quick Chain Tensioning available for MS 171, MS 181 and MS 211
Order no. 1139 007 1000

Accessories: Attachment holder available for MS 200–MS 260, MS 190 T, MS 192 T, MS 200 T
Order no. 3005 650 7001

Petrol chain saws overview



	Petrol chain saws for forestry work											
	MS 200	MS 240	MS 260	MS 260 C B	MS 260 W	MS 260 VW		MS 361	MS 361 C BQ	MS 361 W	MS 361 VW	MS 381
Displacement (cm³)	35.2	41.6	50.2	50.2	50.2	50.2		59.0	59.0	59.0	59.0	72.0
Power output (kW/hp)	1.7/2.3	2.1/2.9	2.6/3.5	2.6/3.5	2.6/3.5	2.6/3.5		3.4/4.6	3.4/4.6	3.4/4.6	3.4/4.6	3.9/5.3
Weight (kg)*	3.8	4.7	4.8	4.9	5.0	5.0		5.6	5.8	5.8	5.8	6.6
Power-to-weight ratio (kg/kW)	2.2	2.2	1.8	1.9	1.9	1.9		1.6	1.7	1.7	1.7	1.7
Sound pressure level** (dB(A))	99.0	101.0	99.0	99.0	99.0	99.0		101.0	101.0	101.0	101.0	103.0
Sound power level** (dB(A))	109.0	109.0	111.0	111.0	111.0	111.0		113.0	113.0	113.0	113.0	114.0
Vibration level left/right*** (m/s²)	5.1/4.9	3.4/4.4	3.6/4.1	3.6/4.1	3.6/4.1	3.6/4.1		2.9/3.6	2.9/3.6	2.9/3.6	2.9/3.6	5.3/7.1
STIHL Oilomatic saw chain pitch type	3⁄8" P PMC3 ^①	.325" RMC3 ^②	.325" RSC ^③	.325" RSC ^③	.325" RSC ^③	.325" RSC ^③		3⁄8" RSC ^③	3⁄8" RSC ^③	3⁄8" RSC ^③	3⁄8" RSC ^③	3⁄8" RSC ^③
Rollomatic guide bar (bar length, cm****)	30 35	32 37	37 40	37 40	37 40	37		37 40	37 40	37 40	37 40	50
Lightweight bar	●	—	—	—	—	—		—	—	—	—	—
STIHL anti-vibration system	●	●	●	●	●	●		●	●	●	●	●
Side-mounted chain tensioning	●	—	●	—	●	●		●	—	●	●	●
STIHL Quick Chain Tensioning (B)	—	—	—	●	—	—		—	●	—	—	—
QuickStop Super chain brake (Q)	—	—	—	—	—	—		—	●	—	—	●
Decompression valve	—	—	●	●	●	●		●	●	●	●	—
STIHL ElastoStart	●	○	●	●	●	●		●	●	●	●	—
Compensator	●	●	●	●	●	●		●	●	●	●	●
Long-life air filter system	—	—	—	—	—	—		—	—	—	—	—
Toolless fuel caps	●	●	●	●	●	●		●	●	●	●	●
Catalytic converter (D)	—	○	○	○	○	○		—	—	—	—	—
Electric handgrip heating (W)	—	—	—	—	●	●		—	—	●	●	●
Electric carburetor heating (V)	—	—	—	—	—	●		—	—	—	●	—
STIHL 2-MIX-motor/4-MIX-motor	—	—	—	—	—	—		—	—	—	—	—
Order number	1129 200 0062 1129 200 0059	1121 200 0261 1121 200 0262	1121 200 0254 1121 200 0255	1121 200 0317 1121 200 0318	1121 200 0256 1121 200 0257	1121 200 0321		1135 200 0049 1135 200 0050	1135 200 0263 1135 200 0264	1135 200 0051 1135 200 0052	1135 200 0164 1135 200 0163	1119 200 0123

● Standard
○ Retrofittable (special accessory)

B = Quick Chain Tensioning
D = Catalytic converter
Q = QuickStop Super chain brake

V = Carburetor heating
W = Handgrip heating

① PMC3: Picco Micro Comfort 3
② RMC3: Rapid Micro Comfort 3
③ RSC: Rapid Super Comfort

* Without fuel, guide bar or saw chain
** K factor according to Dir. 2006/42/EC = 2.5 (dB(A))
*** K factor according to Dir. 2006/42/EC = 2 m/s²

**** Stated bar length does not equal the actual potential bar length. See pages 60–63 for other available cutting attachments

Petrol chain saws overview



Petrol chain saws for forestry work														
	MS 440	MS 440 W	MS 441	MS 441 C Q	MS 441 W	MS 441 C M NEW		MS 441 C M W NEW	MS 460	MS 460 W	MS 660	MS 660 W	MS 780	MS 880
Displacement (cm³)	70.7	70.7	70.7	70.7	70.7	70.7		70.7	76.5	76.5	91.6	91.6	121.6	121.6
Power output (kW/hp)	4.0/5.4	4.0/5.4	4.2/5.7	4.2/5.7	4.2/5.7	4.2/5.7		4.2/5.7	4.4/6.0	4.4/6.0	5.2/7.1	5.2/7.1	5.6/7.6	6.4/8.7
Weight (kg)*	6.3	6.3	6.6	6.7	6.7	6.6		6.7	6.6	6.7	7.3	7.5	9.9	9.8
Power-to-weight ratio (kg/kW)	1.6	1.6	1.6	1.6	1.6	1.6		1.6	1.5	1.5	1.4	1.5	1.7	1.5
Sound pressure level** (dB(A))	101.0	101.0	105.0	105.0	105.0	105.0		105.0	101.0	101.0	101.0	101.0	103.0	103.0
Sound power level** (dB(A))	112.0	112.0	115.0	115.0	115.0	115.0		115.0	113.0	113.0	109.0	109.0	113.0	113.0
Vibration level left/right*** (m/s²)	4.2/4.5	4.2/4.5	3.1/3.3	3.1/3.3	3.1/3.3	3.1/3.3		3.1/3.3	4.2/6.0	4.2/6.0	4.1/5.9	4.1/5.9	7.5/7.8	7.5/7.8
STIHL Oilomatic saw chain pitch type	3/8" RSC ^③	3/8" RSC ^③	3/8" RSC ^③	3/8" RSC ^③	3/8" RSC ^③	3/8" RSC ^③		3/8" RSC ^③	3/8" RSC ^③	3/8" RSC ^③	3/8" RSC ^③	3/8" RSC ^③	.404" RS ^④	.404" RS ^④
Rollomatic guide bar (bar length, cm****)	40 45, 50	40 45	40 45, 50	40 45	40 45	40 45, 50		40 45	40 45, 50	40 45	50 63	50 63	63 75	63 75
STIHL anti-vibration system	●	●	●	●	●	●		●	●	●	●	●	●	●
Side-mounted chain tensioning	●	●	●	●	●	●		●	●	●	●	●	●	●
QuickStop Super chain brake (Q)	—	—	—	●	—	—		—	—	—	—	—	—	—
Decompression valve	●	●	●	●	●	●		●	●	●	●	●	●	●
STIHL ElastoStart	●	●	●	●	●	●		●	●	●	●	●	●	●
Compensator	●	●	●	●	●	●		●	●	●	●	●	●	●
Long-life air filter system	—	—	●	●	●	●		●	—	—	—	—	—	—
Toolless fuel caps	●	●	●	●	●	●		●	●	●	—	—	●	●
Electric handgrip heating (W)	—	●	—	—	●	—		●	—	●	—	●	—	—
STIHL 2-MIX engine/4-MIX engine	—	—	2-MIX	2-MIX	2-MIX	2-MIX		2-MIX	—	—	—	—	—	—
STIHL M-Tronic (M)	—	—	—	—	—	●		●	—	—	—	—	—	—
Order number	1128 200 0122 1128 200 0123 1128 200 0124	1128 200 0133 1128 200 0134	1138 200 0013 1138 200 0014 1138 200 0027	1138 200 0058 1138 200 0056	1138 200 0025 1138 200 0026	1138 200 0104 1138 200 0105 1138 200 0135		1138 200 0106 1138 200 0107	1128 200 0127 1128 200 0128 1128 200 0129	1128 200 0135 1128 200 0136	1122 200 0193 1122 200 0296	1122 200 0196 1122 200 0297	1124 200 0089 1124 200 0098	1124 200 0000 1124 200 0001

Overview of arborist saws, carving saws, emergency services saw and electric chain saws



	Arborist saws			Carving saws		Emergency services saw
	MS 192 T	MS 192 TC E	MS 200 T	MS 192 C E	MS 200	MS 460 R
Displacement (cm³)	30.1	30.1	35.2	30.1	35.2	76.5
Power output (kW/hp)	1.3/1.8	1.3/1.8	1.7/2.3	1.3/1.8	1.7/2.3	4.4/6.0
Weight (kg)*	3.1	3.2	3.6	3.3	3.8	7.0
Power-to-weight ratio (kg/kW)	2.4	2.5	2.1	2.5	2.2	1.6
Sound pressure level** (dB(A))	97.0	97.0	98.0	99.0	99.0	101.0
Sound power level** (dB(A))	109.0	109.0	109.0	110.0	109.0	113.0
Vibration level left/right*** (m/s²)	2.9/3.1	2.9/3.1	3.4/3.8	4.6/4.6	5.1/4.9	3.1/6.4
STIHL Oilomatic saw chain pitch type	3/8" P PMMC3 ^①	3/8" P PMMC3 ^①	3/8" P PMC3 ^②	1/4" RMS ^③	1/4" RMS ^③	3/8" RDR ^④
Rollomatic bars (bar length, cm)	30 35	30 35	30 35	25 30	25 30	50
Lightweight bar	●	●	●	○	○	—
STIHL anti-vibration system	●	●	●	●	●	●
Side-mounted chain tensioning	●	●	●	●	●	●
Manual fuel pump	●	●	—	●	—	—
STIHL ElastoStart	○	—	●	—	●	—
STIHL ErgoStart (E)	—	●	—	●	—	—
Compensator	●	●	●	●	●	●
Toolless fuel caps	●	●	●	●	●	●
Order number	1137 200 0114 1137 200 0118	1137 200 0115 1137 200 0117	1129 200 0057 1129 200 0054	1137 200 0093 1137 200 0075	1129 200 0091 1129 200 0092	1128 200 0158

- Standard
 - Retrofittable (special accessory)
- E = ErgoStart
 - R = Loop handle
 - T = Top handle
- ① PMMC3: Picco Micro Mini Comfort 3
 - ② PMC3: Picco Micro Comfort 3
 - ③ RMS: Rapid Micro Special
 - ④ RDR: Rapid Duro Rescue (carbide-tipped chain)
- * Without fuel, guide bar or saw chain
 - ** K factor according to Dir. 2006/42/EC = 2.5 (dB(A))
 - *** K factor according to Dir. 2006/42/EC = 2 m/s²

Accessories: Attachment holder available for MS 200–MS 260, MS 190 T, MS 192 T and MS 200 T
Order no. 3005 650 7001

	Electric chain saws							
	MSE 140 C Q	MSE 140 C BQ	MSE 160 C Q	MSE 160 C BQ	MSE 180 C BQ	MSE 180 C BQ with Picco Duro saw chain	MSE 200 C BQ	MSE 220 C Q
Rated voltage (V)	230	230	230	230	230	230	230	230
Power consumption (kW)	1.4	1.4	1.6	1.6	1.8	1.8	2.0	2.2
Weight (kg)*****	3.6	3.7	4.0	4.1	4.2	4.2	4.4	6.2
Sound pressure level** (dB(A))	91.0	91.0	93.0	93.0	92.0	92.0	92.0	95.0
Sound power level** (dB(A))	104.0	104.0	106.0	106.0	105.0	105.0	105.0	108.0
Vibration level left/right*** (m/s²)	4.0/7.6	4.0/7.6	4.2/8.8	4.2/8.8	3.7/8.7	3.7/8.7	4.4/5.8	3.4/6.4
Cable length (m)	0.4	4.0	1.8	4.0	4.0	4.0	4.0	4.0
STIHL Oilomatic saw chain pitch type	3/8" P PMMC3 ^①	3/8" P PMMC3 ^①	3/8" P PMC3 ^②	3/8" P PMC3 ^②	3/8" P PMC3 ^②	3/8" P PD3 ^④	3/8" P PMC3 ^②	3/8" RSC3 ^⑤
Rollomatic guide bar (Bar length, cm)	30 35	30 35	30 35	30 35	30 35	30 35	35 40	40 45
Side-mounted chain tensioning	●	—	●	—	—	—	—	●
STIHL Quick Chain Tensioning (B)	○	●	○	●	●	●	●	—
QuickStop Super chain brake (Q)	●	●	●	●	●	●	●	● ^⑥
Order number	1208 200 0133 1208 200 0132	1208 200 0119 1208 200 0120	1208 200 0116 1208 200 0108	1208 200 0117 1208 200 0195	1208 200 0118 1208 200 0194	1208 200 0183 1208 200 0182	1208 200 0193 1208 200 0192	1207 200 0056 1207 200 0067

- Standard
 - Retrofittable (special accessory)
- B = Quick Chain Tensioning
 - Q = QuickStop Super chain brake
- ① PMMC3: Picco Micro Mini Comfort 3
 - ② PMC3: Picco Micro Comfort 3
 - ③ RSC3: Rapid Super Comfort 3
 - ④ Electrodynamic coasting brake
 - ⑤ PD3: Picco Duro
- ** K factor according to Dir. 2006/42/EC = 2.5 (dB(A))
 - *** K factor according to Dir. 2006/42/EC = 2 m/s²
 - ***** With guide bar and saw chain, without electrical cable or chain oil

Retrofit kit: Quick Chain Tensioning
available for MS 140, MSE 160 and MS 180
Order no. 1208 007 1000

Accessories for chain saws



Carrier bag for chain saws



Order no.
0000 881 0508

For storing and transporting the MS 170, MS 171, MS 180, MS 181, MS 192 C-E, MS 190 T, MS 192 T, MS 200 T, MS 200, MS 211, MS 230, MS 240, MS 250, MS 260, MS 270, MS 280, MS 290, MS 310, MS 311, MS 341, MS 360, MS 361, MS 390, MS 391, MS 440, MS 441, MS 460, MSE 140, MSE 160, MSE 180, MSE 200, MSE 220 with a bar length up to 45 cm.






Chain saw case






Order no.
0000 900 4008

For storing and transporting the MS 170, MS 171, MS 180, MS 181, MS 192 C-E, MS 192 T, MS 192 TC-E, MS 200, MS 200 T, MS 211, MS 230, MS 240, MS 250, MS 260, MS 270, MS 280, MS 290, MS 310, MS 311, MS 341, MS 360, MS 361, MS 390, MS 391, MS 440, MSE 140, MSE 160, MSE 180 (not MSE-C versions). Cannot be used for the MS 441.

Scabbard

	NEW Up to 25 cm bar length	Order no. 0000 792 9134
	For MS 170, MS 171, MS 180, MS 181, MS 192 T, MS 192 C-E, MS 200 T, MS 200, MS 210, MS 211, MS 230, MS 250, HT 101, HT 131, HTE 60, HT-KM	
	Up to 30 cm bar length	Order no. 0000 792 9128
	For MS 170, MS 171, MS 180, MS 181, MS 192 T, MS 192 C-E, MS 200 T, MS 200, MS 210, MS 211, MS 230, MS 250	
	Up to 37 cm bar length	Order no. 0000 792 9129
	For MS 240, MS 260, MS 270, MS 280-I, MS 290, MS 310, MS 311, MS 341, MS 361, MS 390, MS 391, MS 440, MS 441, MS 460, MS 650, MS 660	
	Up to 40 cm bar length	Order no. 0000 792 9152
	For MSE 140, MSE 160, MSE 180, MSE 200, MS 170, MS 171, MS 180, MS 181, MS 192 T, MS 192 C-E, MS 200 T, MS 200, MS 210, MS 211, MS 230, MS 250	
	Up to 53 cm bar length	Order no. 0000 792 9130
	For the MS 880	

Scabbard extension

	15 cm For scabbard	Order no. 0000 792 9131 0000 792 9128
	26 cm For scabbard	Order no. 0000 792 9132 0000 792 9129
	37 cm For scabbard	Order no. 0000 792 9133 0000 792 9130

Combination wrench



Practical tool for STIHL chain saws. For adjusting the chain tension and changing the chain, bar and spark plug.

For all MS models **except** MS 171, MS 181, MS 211, MS 192 C

For MS 171, MS 181, MS 211, MS 192 C

Order no.
1129 890 3401
0000 890 3400

NEW Multi-function tool



Practical, multi-functional quality tool in a sturdy plastic case with both a 3.5 mm (for carburetor adjustments and cleaning grooves) and a 7.0 mm slotted screwdriver, Torx blade TX27 and 19–13 and 19–16 spark plug wrenches. Including a nylon bag and belt loop.

With wrench 19–13:
1129 890 3401

With wrench 19–16:
0000 890 3400

Order no.
0000 881 5501
0000 881 5502

Wooden sawhorse



Order no.
0000 881 4602

Lightweight version to make cutting firewood easier. Bearing load max 70 kg.

Metal sawhorse



Order no.
0000 881 4607

Robust version, painted gray. Spring-loaded chain for lashing the trunk to be cut. Bearing load max. 100 kg.

SMART HOLDER sawhorse



Order no.
0000 881 4605

Made of metal. Can be folded away by simply loosening two wing nuts. For working on logs from 25 to 230 mm in diameter.

Cross-cutting sawhorse



Order no.
0000 881 4606

Metal, painted gray. For chain saws models up to STIHL MS 361 and electric chain saws, max. bar length 37 cm. Bearing load 100 kg.

Pole pruners and forest care tool

Overview and accessories

With a STIHL pole pruner, the sky’s the limit when it comes to tending to fruit trees or thinning out shrubs and bushes, while you keep your feet firmly on the ground. After all, these tools are specifically designed for tending to treetops – from the ground. Depending on the model, STIHL pole pruners can trim branches that are up to five meters from the ground.



HT 75

Displacement	Power output	Weight
25.4 cm³	0.95 kW/1.3 hp	7.3 kg*

Total length	Order No.
270–390 cm	4138 200 0028

With its extendable shaft, STIHL HT 75 can reach branches up to approx. 5 m off the ground. With STIHL 2-stroke engine.

HT 131

Displacement	Power output	Weight
36.3 cm³	1.4 kW/1.9 hp	7.8 kg*

Total length	Order no.
270–390 cm	4182 200 0077

The most powerful STIHL pole pruner enables you to clip branches up to a height of approx. 5 meters. With a telescopic shaft and a particularly lightweight Rollomatic E Mini Light guide bar.

HTE 60

Rated voltage	Power consumption	Weight
230 V	1.45 kW	4.5 kg**

Total length	Order no.
210 cm	4810 011 0603

The particularly quiet, electric HTE 60 pole pruner enables you to cut branches up to a height of approx. 3.2 m meters.

FT 100

Displacement	Power output	Weight
31.4 cm³	1.05 kW/1.4 hp	5.6 kg***

Total length	Order no.
185 cm	4183 011 5500

Lightweight forest care tool for tending to young trees in dense forest stands. Cuts branches up to 4 cm in diameter. Comfortable grip positions thanks to ergonomic loop handle with barrier bar. A 200 mm chisel tooth circular saw blade and stopping device are included.

	Pole pruners and forest care tool				
	HT 75	HT 101	HT 131	HTE 60	FT 100
Displacement (cm³)	25.4	31.4	36.3	–	31.4
Power output (kW/hp)	0.95/1.3	1.05/1.4	1.4/1.9	–	1.05/1.4
Rated voltage (V)	–	–	–	230	–
Power consumption (kW)	–	–	–	1.45	–
Weight (kg)	7.3*	7.6*	7.8*	4.5**	5.6***
Sound pressure level**** (dB(A))	98.0	89.0	93.0	94.0	89.0
Sound power level**** (dB(A))	107.0	101.0	106.0	106.0	101.0
Vibration level left/right***** (m/s²)	2.6/6.0	3.7/5.5	3.0/4.7	3.6/4.8	5.6/4.9
Bar length (cm)	30/ 3/8" P▲	30/ 3/8" P▲	30/ 3/8" P▲	30/ 3/8" P▲	–
Standard cutting tool	–	–	–	–	Circular saw blade
Total length with cutting attachment (cm)	270–390	270–390	270–390	210	–
Total length with cutting tool (cm)	–	–	–	–	185
STIHL 2-MIX engine/4-MIX engine	–	4-MIX	4-MIX	–	4-MIX
STIHL anti-vibration system	●	●	●	–	●
Long-life air filter system	–	●	●	●	●
Automatic decompression	–	●	●	–	●
Toolless fuel caps	●①	●	●	●①	●
Harness/carrying system	●	●	●	–	●
Order number	4138 200 0028	4182 200 0076	4182 200 0077	4810 011 0603	4183 011 5500

● Standard
3/8" P▲ PMMC3: Picco Micro Mini Comfort 3 (narrow cutting attachment)

① Only chain oil tank

**** K factor according to Dir. 2006/42/EC = 2.5 (dB(A))
***** K factor according to Dir. 2006/42/EC = 2 m/s²

Angled gearhead

For HT 101, HT 131, HTE 60

Order no.
4138 640 0201

HT comfort harness

Evenly distributes the weight between the user’s shoulders, back, hips and upper thighs, and also serves as a practical transportation aid. With soft padding for increased comfort during prolonged use and when working on large areas. Suitable for HT 75 and HT 101.

Order no.
4138 710 9001

RTS-HT backpack system

For HT 75, HT 101, HT 131

Order no.
4182 790 4400

The comfortable RTS-HT backpack system – which can be adapted to suit the user’s size by altering the position at which it is mounted – enables particularly strength-saving and ergonomic work, especially with prolonged use. Once securely fastened, the tool can be easily carried to the next tree.

* Without fuel and cutting attachment

** Without electrical cable

*** Without fuel, cutting tool and guard



People who take pride in the maintenance of their stands rely on first-class cutting performance. STIHL cutting attachments.

Cutting attachments – cutting-edge technology in detail	52 – 53
Saw chains – cutting-edge technology in detail	54
Chain technology for every application	55 – 57
Guide bars – cutting-edge technology in detail	58 – 59
Saw chains and guide bars overview	60 – 63
Tools for servicing attachments	64 – 67

Cutting-edge technology in detail

Cutting attachments

About 5,000 years before Christ, Germanic peoples invented the first saws by setting small teeth into half-moon shaped pieces of flint.* Today innovative technology can still be recognized by its uncompromising attention to detail. Take a closer look at your STIHL chain saw. We're the only chain saw manufacturer in the world that produces its saw chains, sprockets and guide bars in-house. So we can be certain everything we produce is made perfectly to order. Specifically for our original STIHL chain saws and with impressive precision and sophisticated technology. This ensures top performance on the job – and that you and your chain saw are perfectly equipped to take on even the toughest assignments.

Original **STIHL**
Swiss Made



Original STIHL saw chains: superior quality for peak performance

- Quality STIHL development: STIHL is the only chain saw manufacturer in the world that also develops its own saw chains and guide bars. That means that the three components are guaranteed to match each other perfectly.
- Quality STIHL production: all our saw chains are manufactured with Swiss precision in our STIHL factory in Wil, Switzerland. They are made using special machines that have also been developed and manufactured by STIHL.
- Super cutting performance: STIHL saw chains not only deliver an outstanding cutting performance on STIHL chain saws, but are also excellent on chain saws from other manufacturers.



1 Oil channels

Narrow oil channels in the saw chain links funnel oil directly into the rivets and distribute it evenly on the sliding surfaces of the guide bar.

2 Hard chrome coating

All STIHL cutters are made of special steel. A chrome coating has been galvanized onto the cutter top plates for further resistance against wear. That means the cutters stay sharp longer.

3 Service and wear marks

Almost all STIHL saw chains have marks embossed into the cutters that allow the level of wear to be easily determined. They are extremely useful for sharpening the chain and make light work of maintaining the cutting angle.

4 Hardened rivets

Every rivet in a STIHL saw chain is induction-hardened, altering the structure of the metal lattice. The rivets therefore become harder and more resistant to wear.

5 Spring-grade steel

The bar is cut from spring-grade special steel with lasers. That ensures the guide bar is flexible but not susceptible to warping.

6 Induction-hardened chain track

Induction hardening ensures that the entire chain track is even more resistant to wear and tear. This gives the guide bar extra durability.

7 Replaceable bar nose

Should the bar nose wear out, it can be easily replaced entirely including the roller bearing (STIHL Rollomatic ES).

8 Sprocket nose with sealed roller bearing

The sealed version prevents corrosion by blocking out dirt and grime. Less maintenance is also required because the lubrication included lasts for the entire life of the guide bar. The sprocket nose is replaceable.

9 Service panel

Important information about cutting attachments can be found in the service panel. The information has been burned into the bar with a laser and remains readable even when used in extreme conditions.

10 Lightweight bar

The steel plates have been largely hollowed out and electrically welded together. The open areas inside are filled with glass fiber-reinforced polyamide. That makes the lightweight bars particularly stable – but still keeps their weight to a minimum. They're perfect for use on light chain saws and pole pruners.

Further technological highlights and information:

■ **Smooth articular bores**

A special pressing process makes STIHL articular bores as smooth as glass. That improves chain flexibility and lengthens service life.

■ **Stretching**

The final production step for every STIHL saw chain involves exposure to a high and constant tensile load. This "stretching" reduces to an absolute minimum any subsequent elongation of the chain when used for the first time, increases its durability and minimizes wear and tear.

■ **Perfect symmetry**

The absolutely symmetrical form of STIHL guide bars allows the bars to be rotated. This ensures uniform wear on both sides.

STIHL cutting attachments are available in different versions. Featured fittings can deviate from those pictured here, depending on the model.

More information on technical details and features can be found in the tables on page 60–63. Visit us online at www.stihl.com for further product information and the address of your local STIHL dealer. Your authorized STIHL dealer will be happy to help and advise.



* Source: www.waldwissen.net

Detailed precision is the key to uncompromising quality, as evidenced by STIHL saw chains. Manufactured with Swiss precision in our STIHL factory in Wil, Switzerland, their entirely unique quality characteristics are bound to impress: extremely robust cutters made of special steel, the very finest articular bores, specially hardened rivets and innovative lubrication systems. All of these features ensure high cutting performance with less kickback and vibrations on the job. No matter which chain saw you choose. STIHL saw chains not only deliver an outstanding cutting performance on STIHL chain saws, but are also excellent on chain saws from other manufacturers.



The STIHL Ematic System

The STIHL Ematic System reduces the consumption of chain lubricant up to 50%, depending on the type of wood and the cutting attachment used. This system comprises a STIHL Ematic guide bar, a STIHL Oilomatic saw chain and a variable-flow or reduced-flow oil pump. So virtually every drop of chain lubricant is delivered to exactly the right spot.

The STIHL Oilomatic lubrication system

This system reduces friction and wear and consequently extends the service life of the cutting attachment. Narrow oil channels in the saw chain links funnel oil directly into the rivets and treads of the cutting teeth.

	Application areas								
STIHL Oilomatic saw chains	Cutting fire-wood/grounds maintenance	Agriculture and horticulture	Forestry	Tree maintenance	Carving	Emergency services	Electric chain saws	Pole pruners	Pitch (inches)
Picco Micro Mini Comfort 3 (PMMC3)	++	—	—	++	○	—	++	++	Available in 3/8" pitch
Picco Micro Comfort 3 (PMC3)	++	—	—	++	○	—	++	—	Available in 3/8" pitch
Picco Duro (PD3)	++	++	○	+	—	—	++	—	Available in 3/8" pitch
Rapid Micro Special (RMS)	—	+*	—	+*	++*	—	+	—	Available in 1/4" pitch
Rapid Micro (RM)	—	—	+	—	—	—	—	—	Available in .404" pitch
Rapid Micro Comfort (RMC)	—	++	++	—	—	—	—	—	Available in .325", 1/4" and 3/8" pitch
Rapid Micro Comfort 3 (RMC3)	○	++	++	—	—	—	—	—	Available in .325" and 3/8" pitch
Rapid Super (RS)	—	—	++	—	—	—	—	—	Available in .404" pitch
Rapid Super Comfort (RSC)	○	+	++	—	—	—	—	—	Available in .325" and 3/8" pitch
Rapid Super Comfort 3 (RSC3)	—	++	++	—	—	—	++	—	Available in 3/8" pitch
Rapid Duro (RD)	—	+	+	—	—	—	+	—	Available in 3/8" pitch
Rapid Duro R (RDR)	—	—	—	—	—	++	—	—	Available in 3/8" pitch

○ Suitable
– Less suitable

+ Recommended
++ Highly recommended

* The STIHL 1/4" Rapid Micro Special (RMS) saw chain is approved for the MS 190 T, 192 T and 200 T models only in conjunction with the STIHL carving bar.

Picco Micro Mini Comfort 3 (PMMC3) saw chain



The first low-vibration STIHL saw chain for entry-level users. Robust, low-kickback and hard-wearing saw chain with especially high cutting performance thanks to an extremely narrow kerf.

1.1 mm	1/4"	.325"	3/8"	3/8" P	3/8" P▲	.404"
				3610		

Picco Micro Comfort 3 (PMC3) saw chain



An all-purpose chain for use on light chain saws. Reduces kickback without compromising cutting performance.

1.3 mm	1/4"	.325"	3/8"	3/8" P	3/8" P▲	.404"
				3636		

Picco Duro (PD3) saw chain



The first ever carbide-tipped low-profile saw chain. Stays sharp for up to four times as long as standard saw chains without refiling and lasts significantly longer. Even when working under extreme conditions. The Picco Duro is also a low-vibration, low-kickback chain.

1.3 mm	1/4"	.325"	3/8"	3/8" P	3/8" P▲	.404"
				3612		

How it works:

STIHL saw chains are available in different drive link thicknesses and pitches. Use the table to find the correct part order number.

Drive link thickness	Pitch	Pitch
	Part order no.	Part order no.

Chain technology for every application

Rapid Micro Special (RMS) carving chain



Low-vibration comfort saw chain with very good cutting performance. The shortened cutter top plate means it is no longer necessary to apply extra pressure when piercing. Noticeably better piercing speed compared to conventional 1/4" saw chains. Special saw chains for wood carvers and arborists.

	1/4"	.325"	3/8"	3/8" P	3/8" P▲	.404"
1.3 mm	3661					

Rapid Micro (RM) saw chain



Ideal all-round chain for use on farms, in forestry and in the construction industry, with particularly good guiding properties and high cutting performance.

	1/4"	.325"	3/8"	3/8" P	3/8" P▲	.404"
1.6 mm						3960

Rapid Micro Comfort (RMC) saw chain



Comfort chain with low vibration levels, soft cutting and low chatter.

	1/4"	.325"	3/8"	3/8" P	3/8" P▲	.404"
1.3 mm	3660					
1.6 mm		3629	3652			

Rapid Micro Comfort 3 (RMC3) saw chain



Low-kickback comfort saw chain with low vibration levels, soft cutting and low chatter.

	1/4"	.325"	3/8"	3/8" P	3/8" P▲	.404"
1.3 mm			3662			
1.6 mm		3634	3664			

Rapid Super (RS) saw chain



High-performance saw chain for professional applications.

	1/4"	.325"	3/8"	3/8" P	3/8" P▲	.404"
1.6 mm						3946

Rapid Super Comfort (RSC) saw chain



High-performance saw chain with low vibration levels, soft cutting, low chatter and extremely high cutting and piercing performance.

	1/4"	.325"	3/8"	3/8" P	3/8" P▲	.404"
1.6 mm		3639	3621			

The legendary competition chain saw STIHL® TIMBERSPORTS® SERIES!

Rapid Super Comfort 3 (RSC3) saw chain



High-performance saw chain with a humped drive link. Low-kickback, while still providing an exceptionally high cutting and piercing performance.

	1/4"	.325"	3/8"	3/8" P	3/8" P▲	.404"
1.6 mm			3626			

Rapid Duro (RD) saw chain



Carbide-tipped saw chain that stays sharp longer even with frequent use in extreme conditions (for example when cutting soiled or frozen wood).

	1/4"	.325"	3/8"	3/8" P	3/8" P▲	.404"
1.6 mm			3943			

Rapid Duro R (RDR) saw chain



Special saw chain for the toughest jobs (for example cutting wood with nails, composite materials and bullet-proof glass). The teeth are fully reinforced with impact-resistant carbide plates.

	1/4"	.325"	3/8"	3/8" P	3/8" P▲	.404"
1.6 mm			3944			

How it works:

STIHL saw chains are available in different drive link thicknesses and pitches. Use the table to find the correct part order number.

Drive link thickness	Pitch	Pitch
	Part order no.	Part order no.

3/8" P▲PMMC3: Picco Micro Mini Comfort 3 (narrow cutting attachment)

Cutting-edge technology in detail

Guide bars

Thinning, carving, sculpting, harvesting – whatever your plans for your STIHL chain saw, with STIHL guide bars everything will run more smoothly than ever. In conjunction with the sprocket and saw chain, the guide bar converts engine output directly into cutting performance. Depending on the job at hand, you can choose between the light, low-friction Rollomatic guide bars with sprocket nose and the extremely robust Duromatic guide bars with carbide-plated tip.

Guide bars	Application areas							
	Cutting fire-wood/grounds maintenance	Agriculture and horticulture	Forestry	Tree maintenance	Carving	Emergency services	Electric chain saws	Pole pruners
STIHL Carving	–	–	–	++	++	–	+	+
STIHL Rollomatic E Mini Light	++	+	○	++	○	–	++	++
STIHL Rollomatic Mini	++	+	○	++	○	–	++	++
STIHL Rollomatic E Light	++	++	○	++	○	–	++	○
STIHL Rollomatic E (up to 10 Z)	++	++	○	+	○	–	++	○
STIHL Rollomatic E (11 Z and over)	+	+	++	–	–	–	+	–
STIHL Rollomatic ES	+	+	++	–	–	++	–	–
STIHL Duromatic E	○	+	+	–	–	–	–	–

Z = Number of teeth in sprocket nose ○ Suitable – Less suitable + Recommended ++ Highly recommended

STIHL carving



A particularly high-quality guide bar with a very low radius and stellite reinforced tip. Ideally suited to carving and professional tree maintenance in combination with the ¼" RMS chain.

STIHL Rollomatic E Mini Light



New lightweight bars for light chain saws and pole pruners. Up to 25 % lighter than comparable standard bars (with a 35 cm length). Makes your work easier especially when used with pole pruners or harvesting thinner wood. Available in 30 cm and 35 cm lengths.

NEW Now also available in 25 cm length.

STIHL Rollomatic Mini



This particularly slim guide bar combined with the small-link Picco Micro Mini Comfort 3 chain reduces weight considerably while at the same time improving the cutting performance. Like all STIHL guide bars, it is made of high-grade chrome molybdenum steel.

STIHL Rollomatic E Light



The body of this lightweight bar is made up of three steel plates which have been largely hollowed out and electrically welded together. The open areas are filled with glass fiber-reinforced polyamide. The result: a reduction in weight of up to a 30% (at a length of 40 cm).

STIHL Rollomatic E



Features of the STIHL Rollomatic E (STIHL Ematic) with small bar nose:

- Sprocket noses with up to 10 teeth, sprocket mount fastened with 4 rivets
- Reduced kickback
- Ideal for all-round use such as harvesting thin wood, trimming and in forestry with chain saws with an output of up to 3.5 kW.

Features of the STIHL Rollomatic E (STIHL Ematic) with large bar nose:

- Sprocket noses with 11 teeth and over, sprocket mount fastened with 6 rivets
- High piercing performance
- For professional use on heavy-duty felling and bucking jobs with chain saws of middle or high performance above 3.5 kW.

The body of the STIHL Rollomatic E is made up of three electrically welded metal plates. The middle plate is largely hollowed out. The advantage: excellent stability combined with a very low weight. To cover a wide range of applications, the STIHL Rollomatic E guide bars are produced with two different sized bar noses (sprocket noses).

STIHL Rollomatic ES



The STIHL Rollomatic ES (STIHL Ematic Super) is composed of a solid and particularly rigid bar with a bar nose which can be replaced entirely. It is therefore ideal for the most demanding professional tasks and is used chiefly on heavy-duty machines for felling and bucking.

NEW Elliptically formed, angled oil holes increase the flow speed of the chain oil, delivering optimal lubrication and an even longer service life for the guide bar.

STIHL Duromatic E






The STIHL Duromatic E is an exceptionally robust solid bar for chain saws in the middle and high performance categories. The bar itself is made of extremely strong solid steel. The bar nose, which is exposed to the greatest stress, is protected by a carbide alloy plating.

Saw chains and guide bars overview

Cutting attachments for cutting firewood and grounds maintenance

Chain saws 				Saw chains 				Guide bars 				
STIHL chain saw model	Bar length (cm)*	Pitch (inches)	Drive link thick-ness/groove width (mm)	Picco Micro Mini Comfort 3 (PMMC3) Order number	Picco Micro Comfort 3 (PMC3) Order number	Picco Duro (PD3) Order number		Rollomatic E Mini Light Order number	Rollomatic Mini Order number	Rollomatic E Light Order number	Rollomatic E Order number	Number of teeth
MS 170/171/181/192	25	3/8 P▲	1.1	3610 000 0039	—	—		3005 008 7603	—	—	—	7
	30	3/8 P▲	1.1	3610 000 0044	—	—		3005 000 7605	3005 000 3905	—	—	7
	35	3/8 P▲	1.1	3610 000 0050	—	—		3005 000 7609	3005 000 3909	—	—	7
	40	3/8 P▲	1.1	3610 000 0055	—	—		—	3005 008 3913	—	—	7
MS 180/200/210/211/230/250①	30	3/8 P	1.3	—	3636 000 0044	3612 003 0044		—	—	3005 000 7405	3005 000 4805	9
	35	3/8 P	1.3	—	3636 000 0050	3612 003 0050		—	—	3005 000 7409	3005 000 4809	9
	40	3/8 P	1.3	—	3636 000 0055	3612 003 0055		—	—	3005 000 7413	3005 000 4813	9

Cutting attachments for agriculture and horticulture

Chain saws 				Saw chains 				Guide bars 				
STIHL chain saw model	Bar length (cm)*	Pitch (inches)	Drive link thickness/groove width (mm)	Rapid Micro Comfort (RMC) Order number	Rapid Micro Comfort 3 (RMC3) Order number	Rapid Super Comfort (RSC) Order number		Rapid Super Comfort 3 (RSC3) Order number	Rapid Duro (RD) Order number	Rollomatic E Order number	Number of teeth	Duromatic E Order number
MS 270/280	32	.325	1.6	3629 000 0056	3634 000 0056	3639 000 0056		—	—	3003 000 5306	11	—
	37	.325	1.6	3629 000 0062	3634 000 0062②	3639 000 0062		—	—	3003 000 6811	11	—
	40	.325	1.6	3629 000 0067	3634 000 0067	3639 000 0067		—	—	3003 000 6813	11	3003 000 9213
MS 290/310/311/390	37	3/8	1.6	3652 000 0056	3664 000 0056	3621 000 0056		3626 000 0056	3943 000 0056	3003 000 6111	10	—
	40	3/8	1.6	3652 000 0060	3664 000 0060	3621 000 0060		3626 000 0060	3943 000 0060	3003 000 6113	10	3003 000 9213
	45	3/8	1.6	3652 000 0066	—	3621 000 0066		3626 000 0066	3943 000 0066	3003 008 6117	10	3003 000 9217

Cutting attachments for forestry

Chain saws 				Saw chains 							Guide bars 							
STIHL chain saw model	Bar length (cm)*	Pitch (inches)	Drive link thick-ness/groove width (mm)	Picco Micro Comfort 3 (PMC3) Order number	Rapid Micro (RM) Order number	Rapid Micro Comfort (RMC) Order number	Rapid Micro Comfort 3 (RMC3) Order number	Rapid Super Comfort (RSC) Order number	Rapid Super (RS) Order number		Rapid Super Comfort 3 (RSC3) Order number	Picco Duro (PD3) Order number	Rapid Duro (RD) Order number	Rollomatic E Light Order number	Rollomatic E Order number	Rollomatic ES Order number	Number of teeth	Duromatic E Order number
MS 200	30	3/8 P	1.3	3636 000 0044	—	—	—	—	—		—	3612 003 0044	—	3005 000 7405	3005 000 4805	—	9	—
	35	3/8 P	1.3	3636 000 0050	—	—	—	—	—		—	3612 003 0050	—	3005 000 7409	3005 000 4809	—	9	—
	40	3/8 P	1.3	3636 000 0055	—	—	—	—	—		—	3612 003 0055	—	3005 000 7413	3005 000 4813	—	9	—
MS 240/260	32	.325	1.6	—	—	3629 000 0056	3634 000 0056	3639 000 0056	—		—	—	—	—	3003 000 5306	—	11	—
	37	.325	1.6	—	—	3629 000 0062	3634 000 0062	3639 000 0062	—		—	—	—	—	3003 000 6811	—	—	—
	40	.325	1.6	—	—	3629 000 0067	3634 000 0067	3639 000 0067	—		—	—	—	—	3003 000 6813	—	11	3003 000 9213
MS 341/360/361	37	3/8	1.6	—	—	3652 000 0056	—	3621 000 0056	—		3626 000 0056	—	3943 000 0056	—	3003 000 5211	—	—	—
	40	3/8	1.6	—	—	3652 000 0060	—	3621 000 0060	—		3626 000 0060	—	3943 000 0060	—	3003 000 5213	—	11	3003 000 9213
	45	3/8	1.6	—	—	3652 000 0066	—	3621 000 0066	—		3626 000 0066	—	3943 000 0066	—	3003 000 5217	—	11	3003 000 9217
MS 381/440/441/460/650/660	40	3/8	1.6	—	—	3652 000 0060	—	3621 000 0060	—		3626 000 0060	—	3943 000 0060	—	3003 000 5213	—	11	3003 000 9213
	45	3/8	1.6	—	—	3652 000 0066	—	3621 000 0066	—		3626 000 0066	—	3943 000 0066	—	3003 000 5217	—	11	3003 000 9217
	50	3/8	1.6	—	—	3652 000 0072	—	3621 000 0072	—		3626 000 0072	—	3943 000 0072	—	—	3003 000 9821	13	3003 000 9221
	63	3/8	1.6	—	—	3652 000 0084	—	3621 000 0084	—		3626 000 0084	—	3943 000 0084	—	—	3003 000 9831	13	3003 000 5631
	75	3/8	1.6	—	—	3652 000 0098	—	3621 000 0098	—		3626 000 0098	—	3943 000 0098	—	—	3003 000 9842	13	3003 000 9241③
MS 780/MS 880	53	.404	1.6	—	3960 000 0068②	—	—	—	3946 000 0068②		—	—	—	—	—	3002 000 9723	12	3002 000 8423
	63	.404	1.6	—	3960 000 0080②	—	—	—	3946 000 0080②		—	—	—	—	—	3002 000 9731	12	3002 000 9231
	75	.404	1.6	—	3960 000 0091②	—	—	—	3946 000 0091②		—	—	—	—	—	3002 000 9741	12	3002 000 8041
	90	.404	1.6	—	3960 000 0104②	—	—	—	3946 000 0104②		—	—	—	—	—	—	—	3002 002 8052




3/8" P ▲PMMC3: Picco Micro Mini Comfort 3 (narrow cutting attachment)

① In combination with Quick Chain Tensioning and a sprocket with seven teeth, one drive link more must be used with MS 250 (35 and 40 cm bar lengths).
② Applies for a sprocket with seven teeth; one drive link more for a sprocket with eight teeth.
③ For saw chains with 96 drive links




* Stated bar length does not equal the actual potential bar length.

Saw chains and guide bars overview




Cutting attachments for tree maintenance

Chain saws 				Saw chains 					Guide bars 					
STIHL chain saw model	Bar length (cm)*	Pitch (inches)	Drive link thickness/groove width (mm)	Picco Micro Mini Comfort 3 (PMMC3) Order number	Picco Micro Comfort 3 (PMC3) Order number	Picco Duro (PD3) Order number	Rapid Micro Special (RMS) Order number		Carving Order number	Rollomatic E Mini Light Order number	Rollomatic Mini Order number	Rollomatic E Light Order number	Rollomatic E Order number	Number of teeth
MS 192 T/200 T	25	1/4	1.3	—	—	—	3661 000 0056**		3005 003 4203	—	—	—	—	—
	30	1/4	1.3	—	—	—	3661 000 0064**		3005 003 4205	—	—	—	—	—
MS 192 T	25	3/8 P▲	1.1	3610 000 0039	—	—	—		—	3005 008 7603	—	—	—	—
	30	3/8 P▲	1.1	3610 000 0044	—	—	—		—	3005 000 7605	3005 000 3905	—	—	7
	35	3/8 P▲	1.1	3610 000 0050	—	—	—		—	3005 000 7609	3005 000 3909	—	—	7
	40	3/8 P▲	1.1	3610 000 0055	—	—	—		—	—	3005 008 3913	—	—	7
MS 200 T	30	3/8 P	1.3	—	3636 000 0044	3612 003 0044	—		—	—	—	3005 000 7405	3005 000 4805	9
	35	3/8 P	1.3	—	3636 000 0050	3612 003 0050	—		—	—	—	3005 000 7409	3005 000 4809	9
	40	3/8 P	1.3	—	3636 000 0055	3612 003 0055	—		—	—	—	3005 000 7413	3005 000 4813	9




Cutting attachments for carving

Chain saws 				Saw chain 	Guide bar 
STIHL chain saw model	Bar length (cm)*	Pitch (inches)	Drive link thickness/groove width (mm)	Rapid Micro Special (RMS) Order number	Carving Order number
MS 192/200	25	1/4	1.3	3661 000 0056	3005 003 4203
MS 170/171/180/181/210/211/230/250, MSE 140/160/180/200	30	1/4	1.3	3661 000 0064	3005 003 4205




Cutting attachments for emergency services

Chain saw 				Saw chain 	Guide bar 	
STIHL chain saw model	Bar length (cm)*	Pitch (inches)	Drive link thickness/groove width (mm)	Rapid Duro Emergency Services (RD) Order number	Rollomatic ES Order number	Number of teeth
MS 460-R	50	3/8	1.6	3944 000 0072	3003 002 9421	11

Cutting attachments for electric chain saws

Electric chain saws 				Saw chains 						Guide bars 			
STIHL electric chain saw model	Bar length (cm)*	Pitch (inches)	Drive link thickness/ groove width (mm)	Picco Micro Mini Comfort 3 (PMMC3) Order number	Picco Micro Comfort 3 (PMC3) Order number	Picco Duro (PD3) Order number		Rapid Micro Comfort (RMC) Order number	Rapid Super Comfort 3 (RSC3) Order number	Rollomatic Mini Order number	Rollomatic E Light Order number	Rollomatic E Order number	Number of teeth
MSE 140 ^①	30	3/8 P▲	1.1	3610 000 0044	—	—		—	—	3005 000 3905	—	—	7
	35	3/8 P▲	1.1	3610 000 0050	—	—		—	—	3005 000 3909	—	—	7
	40	3/8 P▲	1.1	3610 000 0055	—	—		—	—	3005 008 3913	—	—	7
MSE 160/180/200 ^①	30	3/8 P	1.3	—	3636 000 0044	3612 003 0044		—	—	—	3005 000 7405	3005 000 4805	9
	35	3/8 P	1.3	—	3636 000 0050	3612 003 0050		—	—	—	3005 000 7409	3005 000 4809	9
	40	3/8 P	1.3	—	3636 000 0055	3612 003 0055		—	—	—	3005 000 7413	3005 000 4813	9
MSE 220	37	3/8	1.6	—	—	—		3652 000 0056	3626 000 0056	—	—	3003 000 6111	10
	40	3/8	1.6	—	—	—		3652 000 0060	3626 000 0060	—	—	3003 000 6113	10
	45	3/8	1.6	—	—	—		3652 000 0066	3626 000 0066	—	—	3003 008 6117	10

Cutting attachments for pole pruners

Pole pruners 				Saw chain 	Guide bars 			
STIHL pole pruner model	Bar length (cm)*	Pitch (inches)	Drive link thickness/groove width (mm)	Picco Micro Mini Comfort 3 (PMMC3) Order number	Rollomatic E Mini Light Order number		Rollomatic E Mini Order number	Number of teeth
HT 75/101/131, HTE 60	25	3/8 P▲	1.1	3610 000 0039	3005 008 7603		—	7
	30	3/8 P▲	1.1	3610 000 0044	3005 000 7605		3005 000 3905	7

3/8" P ▲ PMMC3: Picco Micro Mini Comfort 3 (narrow cutting attachment)

① In combination with Quick Chain Tensioning and a sprocket with seven teeth, one drive link more must be used with MSE 140, 160, 180 and 200 (35, and 40 cm bar lengths).

* Stated bar length does not equal the actual potential bar length.

** The STIHL 1/4" Rapid Micro Special (RMS) saw chain is approved for the MS 190 T, 192 T and 200 T models only in conjunction with the STIHL carving bar.

On our website www.stihl.com, you can quickly and easily locate the right cutting attachments for your individual needs in our online catalog.

Tools for servicing attachments

Filing kit



1/4"- & 3/8" P-saw chains	Order no. 5605 007 1027
.325"-saw chains	5605 007 1028
3/8"-saw chains	5605 007 1029
.404"-saw chains	5605 007 1030

Includes file holder with round file, flat file and file gauge in a sturdy case.

Round files for saw chains



1/4" & 3/8" P	ø 4.0 x 200 mm	Order no. 5605 772 4006
.325"	ø 4.8 x 200 mm	5605 772 4806
3/8"	ø 5.2 x 200 mm	5605 772 5206
.404"	ø 5.5 x 200 mm	5605 772 5506
	ø 3.5 x 200 mm	5605 772 3506
	ø 4.5 x 200 mm	5605 772 4506

For STIHL sharpening sets and file holders.

File holder with round file



1/4"- & 3/8" P	ø 4.0 mm	Order no. 5605 750 4327
.325"	ø 4.8 mm	5605 750 4328
3/8"	ø 5.2 mm	5605 750 4329
.404"	ø 5.5 mm	5605 750 4330

File gauge



1/4", 3/8" P, .325" & 3/8"	Order no. 1110 893 4000
.404"	1106 893 4000

For checking side and top plate cutting angle, cutter length and depth gauge setting, for cleaning the groove and oil inlet hole in the guide bar.

NEW 2-in-1 file holder



3/8" P-saw chains	ø 4.0 mm	Order no. 5605 750 4303
.325"-saw chains	ø 4.8 mm	5605 750 4304
3/8"-saw chains	ø 5.2 mm	5605 750 4305

For sharpening of .325" and 3/8" saw chains. Allows the teeth and depth gauge to be sharpened quickly and easily in a single step. Includes round and flat files.

Flat file



150 mm	Order no. 0814 252 3356
--------	--


For precise reworking of the depth gauges.



150 mm	Order no. 0814 252 3000
--------	--

For precise reworking of the depth gauges. With case for tidy storage.

Three square sharpening file



Order no. 0811 421 8971
--

For FG 2 and FG 3, for reworking the depth gauges.

File handles



Order no. 0811 490 7860
--

Wood, for all round, three square and flat files.



Order no. 0000 881 4500
--

Plastic, with filing angles for all round files.



Order no. FH 3 0000 881 4503

2-component handle, for flat files up to 150 mm.




Order no. FH 1 0000 881 4502

2-component handle, with filing angles for all round files.



Check gauge



Order no. 0000 893 4105
--


For measuring the pitch of the chain and sprocket, as well as the thickness of the drive link and groove width of the guide bar.



Order no. 0000 893 4101
--

For determining the degree of wear on the chain sprockets.

Maintenance set for cutting attachments



Order no. 0000 007 1016
--

Including:
Check gauges 0000 893 4105/4101
and file gauge 1110 893 4000.



File angle plate



Order no. 0000 750 9900
--

Helps with filing the chain. Lines (25°/30°) make even and correct application of the file easier. With two magnetic clamps.

Storage case for saw chains



Order no. 0000 882 5900
--

Robust, light plastic case with two dividers. For saw chain storage. Dimensions: 18 x 12 x 4 cm.

Tools for servicing attachments



Filing tool FG 1^①



Order no.
5603 012 7510

Plastic hand filing tool,
without file handles and files.

Filing tool FG 2^①



Order no.
5604 000 7501

Precision metal filing tool,
for workbench mounting,
without file handles and files.

Order no.
5604 890 5800

Vice

For workbench mounting, set of
2 needed.

Filing tool FG 3 (not pictured)

Order no.
5610 000 7500

Same as FG 2, for mounting on the cutting attachment,
without file handles and files.

Bar vice



Lightweight
version
Heavy-duty
version

Order no.
0000 881 0401
0000 881 0400

STIHL HOS basic unit (not pictured)

Order no.
5202 200 0000

Filing tool for sharpening all STIHL chipper-tooth chains,
complete with swivel head and grinding wheels.

STIHL USG^①



Universal filing tool for sharpening all
STIHL saw chains, circular saw blades for
FS machines and STIHL hedge trimmer
blades.

Order no.
5203 200 0002

Basic unit

Complete with swivel head for
all STIHL Oilomatic saw chains
and two shaped grinding wheels.

Order no.
5203 750 1405
5203 750 1400
5203 750 2800

Swivel head for
scratcher tooth
saw chains^②

Swivel head for
hedge trimmer blades^②

Swivel head for
circular saw blades^②

USG and HOS accessories (not pictured)

Order no.
5203 750 2700
5203 007 1003
5203 890 4400
5203 757 0906
5203 757 0901

Working lamp

Foot-operated chain holding device

Diamond sharpening attachment

Diamond grinding wheel for

Picco Duro carbide-tipped saw chain

Diamond grinding wheel for

Rapid Duro carbide-tipped saw chain

Rivet spinner NG 5



Order no.
5805 012 7510

For riveting
saw chains.

Chain breaker NG 4



Order no.
5805 012 7500

For breaking
saw chains.

Rivet spinner/chain breaker NG 7



Order no.
5805 012 7520

Universal tool for
riveting and breaking
saw chains.

Guide bar leveler



Order no.
5605 773 4400

Tool for removing burrs from the guide bar. Ergonomically
shaped plastic holder with flat file (100 x 22 mm) made of
hardened tool steel.

^① Illustrations include optional equipment

^② With shaped grinding wheel



If you know that every blade of grass makes the difference, you'll work meticulously no matter what the job. STIHL brushcutters and clearing saws.

Brushcutters and clearing saws – cutting-edge technology in detail	70 – 71
Light brushcutters (not compliant with emission standards)/Light brushcutters	72 – 73
Electric brushcutters/Powerful brushcutters	74 – 75
Clearing saws	76 – 77
Brushcutters and clearing saws overview	78 – 79
Accessories for brushcutters and clearing saws	80
Backpack brushcutters/Overview and accessories	82 – 83
Cutting tools	84 – 85
Cutting tools overview	86 – 87
Accessories for cutting tools	88 – 89
Trimmer lines	90 – 91

Cutting-edge technology in detail

Brushcutters and clearing saws

The grass on a golf course has to be cut to between five and 10 millimeters high.* This is clearly a job for a riding mower. But how can you work around the bunkers, along the fairways or on the rough? STIHL brushcutters and clearing saws are the perfect fit when it comes to corners or overgrown grassy areas. Versatile, easy to start and convenient to use, these tools deliver precise lines when thinning and mowing and put order back in overgrown areas. No matter where you're working or what job awaits you – you'll find the right tool in the STIHL range. From our light, quiet electric brushcutters to our impressively powerful professional clearing saws that can hold their own even against dense scrub.



- 1 STIHL 4-MIX engine**
Combines the advantages of both a 2-stroke and a 4-stroke engine. Lower emissions, no need for oil servicing, less obtrusive noise. Excellent engine power and high torque.
- 2 Automatic decompression**
The decompression system automatically opens the intake valve during engine start-up. This prevents pressure peaks and considerably reduces the effort needed to pull the starting rope.
- 3 Long-life air filter system**
With paper air filter and compensator. Extends the service life of the filter and provides reliable protection for the engine, even under extreme conditions.
- 4 Ergonomic bicycle handle**
When used in conjunction with a double shoulder comfort harness, the bicycle handle allows you to adopt a uniform mowing movement and mow smoothly and comfortably when working on large areas. It also allows the machine to be guided easily and ergonomically.


- 5 STIHL anti-vibration system**
The STIHL anti-vibration system is available in a one-point version for smaller models and in an especially effective four-point version for larger tools, starting with the STIHL FS 310. It reduces handle vibration for easy and comfortable operation.
- 6 Guide tube with drive shaft**
Particularly lightweight hollow pole. Can also withstand the toughest conditions.
- 7 Bicycle handle adjustment**
The bicycle handle can easily be adjusted without tools via the central wing screw. 90° rotation for easy transportation and storing.

- 8 Multi-function handle**
All the engine control functions are at your fingertips. This makes for easy and reliable operation.



Not every equipment feature is available with each product. Ask your STIHL dealer for more details.

* Source: <http://de.wikipedia.org/wiki/Golfplatz>



Further technology highlights and information:

STIHL ElastoStart
Special starter handle for smooth starting. Makes light work of starting the machine.

STIHL ErgoStart (E)
Easy, jerk-free and strength-saving start-up is achieved by an additional spring between the crankshaft and the starter cord reel.

Loop handle
Brushcutters with a loop handle are just the right tool for trimming and thinning jobs, as well as for working without a harness. And in areas where space is limited.

Double shoulder comfort harness
Distributes the load uniformly over the shoulders, back and hips. Leaves the chest area free, making it also comfortable for women to wear. Soft padding for prolonged use and for working on large areas.

STIHL brushcutters and clearing saws feature a whole range of practical fittings. But depending on the model, the featured fittings can deviate from those pictured here.

More information on technical details and features can be found in the tables on pages 78–79 and 83. Your personal protective equipment (ear protectors, protective eyewear, face protection, gloves, robust clothing and safety boots) can be found starting on page 202. Visit us online at www.stihl.com for further product information and the address of your local STIHL dealer. Your authorized STIHL dealer will be happy to help and advise.

FS 38



Displacement	Weight
27.2 cm³	4.1 kg*
Power output	
0.6 kW/0.9 hp	
Order No.	
4140 011 2377	

Convenient handling. Ideal for those tricky-to-reach spots. Also suitable for mowing small patches of grass.

FS 45



Displacement	Weight
27.2 cm³	4.1 kg*
Power output	
0.7 kW/1.0 hp	
Order No.	
4140 011 2300	

Convenient handling. Ideal for those tricky-to-reach spots. Also suitable for mowing small patches of grass.

Further versions: (See table on page 78 for all data and features)

FS 45 C-E
with ErgoStart

FS 55



Displacement	Weight
27.2 cm³	5.0 kg*
Power output	
0.7 kW/1.0 hp	
Order No.	
4140 203 0019	

Convenient handling. Ideal for those tricky-to-reach spots. Also suitable for mowing small patches of grass.

Further versions: (See table on page 78 for all data and features)

FS 55 C-E
with ErgoStart


FS 40



Displacement	Weight
27.2 cm³	4.4 kg*
Power output	
0.7 kW/1.0 hp	
Order no.	
4144 011 2304	

The lightest STIHL brushcutter with easy start system. Convenient handling. Ideal for those tricky-to-reach spots. Also suitable for mowing small patches of grass.

FS 50



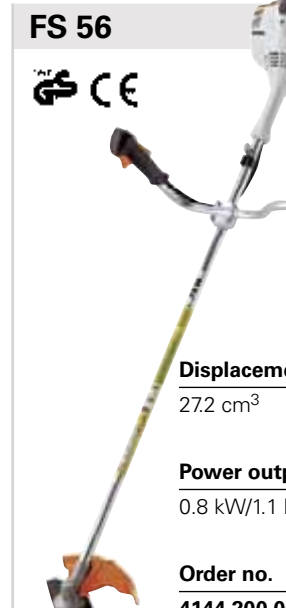
Displacement	Weight
27.2 cm³	4.4 kg*
Power output	
0.8 kW/1.1 hp	
Order no.	
4144 011 2314	

Light and powerful brushcutter with easy start system. An ergonomic plus: the loop handle is adjustable without tools.

Further versions: (see table on page 78 for all data and features)

FS 50 C-E
with ErgoStart

FS 56



Displacement	Weight
27.2 cm³	5.1 kg*
Power output	
0.8 kW/1.1 hp	
Order no.	
4144 200 0036	

Comfortable and light brushcutter with a straight shaft. Ergonomic bicycle handle and optimized trimmer angles for working on large areas of tough grass.

Further versions: (see table on page 78 for all data and features)

FS 56 C-E
with ErgoStart



STIHL ErgoStart (E)



Lightweight, strength-saving start-up is achieved by an additional spring between the crankshaft and the starter cord reel. With STIHL ErgoStart all you need is a simple, smooth pull to start up your power tools. Featured as standard on all C-E models.



FSE 31



Rated voltage	Weight
230 V	2.2 kg**
Power consumption	
245 Watt	
Order no.	
4815 011 4100	

Very light and quiet electric brush-cutter. With variably adjustable loop handle and pivoting mowing head. Perfect for trimming and thinning jobs in noise-sensitive areas.

FSE 41



Rated voltage	Weight
230 V	2.6 kg**
Power consumption	
400 Watt	
Order no.	
4815 011 4104	

Light, quiet and powerful brushcutter. With adjustable loop handle, variable shaft length and pivoting mowing head. Perfect for trimming and thinning jobs in noise-sensitive areas.


FSE 60



Rated voltage	Weight
230 V	3.9 kg**
Power consumption	
540 Watt	
Order no.	
4809 011 4108	

Quiet, robust and powerful electric brushcutter. With AutoCut C mowing head. Perfect for trimming and thinning jobs and working on smaller areas in noise-sensitive areas.


FSE 71



Rated voltage	Weight
230 V	4.0 kg**
Power consumption	
540 Watt	
Order no.	
4809 011 4112	

Quiet, robust and powerful electric brushcutter. With AutoCut C mowing head and comfortable 2-component handle with rubber inlay. Perfect for trimming and thinning jobs and working on smaller areas in noise-sensitive areas.


FSE 81



Rated voltage	Weight
230 V	4.7 kg**
Power consumption	
1,000 Watt	
Order no.	
4809 011 4116	

Extra powerful electric brushcutter. With AutoCut C mowing head, support wheel, comfortable 2-component handle with rubber inlay and overload protection. Perfect for working in smaller overgrown areas as well as trimming and thinning jobs in noise-sensitive areas.

Extension cord



15 meter, oil-resistant extension cord. Designed to withstand high mechanical loads and suitable for regular outdoor use.

Order no.
0000 881 5415

FS 85^①



Displacement	Weight
28.4 cm ³	5.8 kg*
Power output	
0.95 kW/1.3 hp	
Order No.	
4180 200 0154	

Additional versions: (see table on page 78 for all data and features)

FS 85 R
with loop handle

FS 87



Displacement	Weight
28.4 cm ³	5.6 kg*
Power output	
0.95 kW/1.3 hp	
Order No.	
4180 200 0217	

FS 90/FS 100



Displacement	Weight
31.4 cm ³	5.8 kg*
Power output	
0.95 kW/1.3 hp 1.05 kW/1.4 hp	
Order No.	
4180 200 0154 4180 200 0110	

FS 120^①/200^①/250



Displacement	Weight
30.8 cm ³	6.3 kg*
Power output	
1.3 kW/1.8 hp	
Order No.	
4134 200 0074	

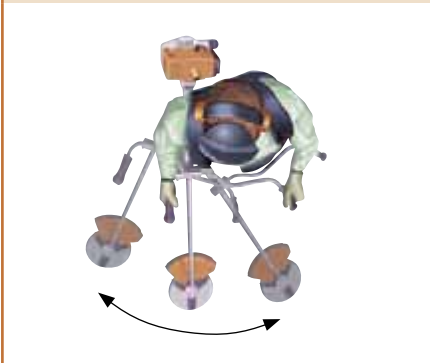
FS 130



Displacement	Weight
36.3 cm ³	5.9 kg*
Power output	
1.4 kW/1.9 hp	
Order No.	
4180 200 0111	

Ergonomic bicycle handle

The bicycle handle enables a natural sweeping movement when mowing and is always the best choice for mowing larger areas. Combined with the double shoulder comfort harness and the right equipment, mowing takes even less effort.



E = ErgoStart * Excluding fuel, cutting tool and guard ** Including cutting tool and guard, excluding cable

① not compliant with emission standards

Clearing saws

Unkempt sidewalks, overgrown slopes, tangled young trees – some jobs can only be tackled by the toughest. Like the STIHL clearing saws. With their high torque and stamina, these powerful tools are guaranteed to bring order to overgrown areas fast. Plus you'll enjoy all the advantages of comfortable handling, low vibration levels and perfectly tailored performance. That's because our robust clearing saws are available in a wide range of performance classes perfectly suited to your individual needs.



FS 310

Displacement	Weight
36.3 cm³	7.2 kg*
Power output	
1.4 kW/1.9 hp	
Order no.	
4180 200 0224	

Comfortable, robust and extremely light STIHL clearing saw. With straight shaft, rigid hollow pole and ergonomic bicycle handle. Perfect for mowing.

FS 350

Displacement	Weight
40.2 cm³	7.3 kg*
Power output	
1.6 kW/2.2 hp	
Order no.	
4134 200 0106	

Comfortable, light, powerful and robust clearing saw with straight shaft, rigid hollow pole and ergonomic bicycle handle. Perfect for mowing.

FS 400

Displacement	Weight
40.2 cm³	8.0 kg*
Power output	
1.9 kW/2.6 hp	
Order no.	
4128 212 0003	

Comfortable, robust and powerful clearing saw. With straight shaft, rigid solid pole and ergonomic bicycle handle. Perfect for mowing.

Further versions: (see table on page 78 for all data and features)

FS 400-K

with short shaft

FS 450

Displacement	Weight
44.3 cm³	8.0 kg*
Power output	
2.1 kW/2.9 hp	
Order no.	
4128 213 0003	

Comfortable and robust high-torque clearing saw. With straight shaft, rigid solid pole and ergonomic bicycle handle. Perfect for mowing.

Further versions: (see table on page 78 for all data and features)

FS 450-K

with short shaft

FS 480

Displacement	Weight
48.7 cm³	8.0 kg*
Power output	
2.2 kW/3.0 hp	
Order no.	
4128 200 0042	

Comfortable, robust and powerful high-torque clearing saw. With straight shaft, rigid solid pole and ergonomic bicycle handle. Perfect for mowing.

Further versions: (see table on page 78 for all data and features)

FS 480-K

with short shaft

FS 480-W

with handgrip heating

FS 550

Displacement	Weight
56.5 cm³	10.0 kg*
Power output	
2.8 kW/3.8 hp	
Order no.	
4116 229 0000	

Comfortable, robust and extremely powerful STIHL clearing saw with high torque. With straight shaft, rigid solid pole and ergonomic bicycle handle. Perfect for sawing, mowing and shredding.

FS 550

Displacement	Weight
56.5 cm³	10.0 kg*
Power output	
2.8 kW/3.8 hp	
Order no.	
4116 233 0013	

Comfortable, robust and extremely powerful STIHL clearing saw with high torque. With straight shaft, rigid solid pole and ergonomic bicycle handle. Perfect for mowing and shredding.

STIHL anti-vibration system

Effectively absorbs the vibrations from the engine and cutting tool. Vibration in the handles is significantly reduced.

Bicycle handle adjustment

The ergonomic bicycle handle can be easily adjusted to suit the operator using the central wing screw – no tools required. 90° rotation for easy transportation and space-saving storage.

S = Short shaft W = Handgrip heating * Excluding fuel, cutting tool and guard

Brushcutters and clearing saws overview

	Light brushcutters											Electric brushcutters					Powerful brushcutters									
	FS 38	FS 40	FS 45	FS 45 C E	FS 50	FS 50 C E	FS 55	FS 55 C E	FS 56	FS 56 C E		FSE 31	FSE 41	FSE 60	FSE 71	FSE 81	FS 85	FS 85 R	FS 87	FS 90	FS 100	FS 120	FS 130	FS 200	FS 250	
Displacement (cm³)	27.2	27.2	27.2	27.2	27.2	27.2	27.2	27.2	27.2	27.2		—	—	—	—	—	25.4	28.4	28.4	28.4	31.4	30.8	36.3	36.2	40.2	
Power output (kW/hp)	0.69/0.9	0.7/1.0	0.7/1.0	0.7/1.0	0.8/1.1	0.8/1.1	0.7/1.0	0.7/1.0	0.8/1.1	0.8/1.1		—	—	—	—	—	0.95/1.3	0.95/1.3	0.95/1.3	0.95/1.3	1.05/1.4	1.3/1.8	1.4/1.9	1.6/2.2	1.6/2.2	
Rated voltage (V)	—	—	—	—	—	—	—	—	—	—		230	230	230	230	230	—	—	—	—	—	—	—	—	—	
Power consumption (W)	—	—	—	—	—	—	—	—	—	—		245	400	540	540	1,000	—	—	—	—	—	—	—	—	—	
Weight (kg)	4.1*	4.4*	4.1*	4.3*	4.4*	4.5*	5.0*	5.2*	5.1*	5.2*		2.2**	2.6**	3.9**	4.0**	4.7**	5.3*	5.0*	5.6*	5.8*	5.8*	6.3*	5.9*	6.3*	6.3*	
Sound pressure level*** (dB(A))	91.0	94.0	94.0	94.0	93.0	93.0	94.0	94.0	94.0	94.0		78.0	81.0	83.0	82.0	83.0	92.0	92.0	90.0	90.0	89.0	95.0	93.0	97.0	96.0	
Sound power level*** (dB(A))	103.0	103.0	104.0	104.0	105.0	105.0	105.0	105.0	103.0	103.0		90.0	93.0	94.0	93.0	93.0	106.0	106.0	99.0	99.0	98.0	108.0	105.0	108.0	107.0	
Vibration level left/right**** (m/s²)	6.0/8.0	7.0/6.4	7.5/6.0	7.5/6.0	6.0/5.7	6.0/5.7	4.5/4.0	4.5/4.0	4.0/3.1	4.0/3.1		0.6/0.8	2.2/1.3	3.9/3.6	3.3/2.9	2.9/2.2	3.6/2.4	3.7/5.0	3.5/2.5	5.3/6.1	2.7/2.2	4.9/3.5	4.4/3.9	6.3/3.2	5.9/3.0	
Overall length without cutting tool (cm)	147	145	146	148	145	145	172	174	170	170		110	110	153	153	153	176	176	180	180	180	177	180	177	177	
Standard cutting tool	AutoCut mowing head 5-2	AutoCut mowing head 5-2	AutoCut mowing head C 5-2	AutoCut mowing head C 5-2	AutoCut mowing head C 5-2	AutoCut mowing head C 5-2	Grass cutting blade 230-2	Grass cutting blade 230-2	Grass cutting blade 230-2	Grass cutting blade 230-2		Line spool	Line spool	AutoCut mowing head C 5-2	AutoCut mowing head C 5-2	AutoCut mowing head C 5-2	Grass cutting blade 230-2	Grass cutting blade 230-2	Grass cutting blade 230-2	Grass cutting blade 230-2	Grass cutting blade 230-2	Grass cutting blade 230-2	Grass cutting blade 230-2	Grass cutting blade 230-2	Grass cutting blade 230-2	
Tank volume (l)	0.33	0.34	0.33	0.33	0.34	0.34	0.33	0.33	0.34	0.34		—	—	—	—	—	0.44	0.44	0.53	0.53	0.53	0.64	0.53	0.64	0.64	
Drive shaft	flexible	flexible	flexible	flexible	flexible	flexible	flexible	flexible	flexible	flexible		—	—	flexible	flexible	flexible	flexible	flexible	flexible	rigid	rigid	rigid	rigid	rigid	rigid	
STIHL anti-vibration system	—	—	—	—	—	—	—	—	—	—		—	—	—	—	—	1-point	1-point	1-point	1-point	1-point	1-point	1-point	1-point	1-point	
STIHL ElastoStart	—	—	●	○	—	—	○	○	—	—		—	—	—	—	—	●	●	—	—	—	●	—	●	●	
Automatic decompression	—	—	—	—	—	—	—	—	—	—		—	—	—	—	—	—	—	●	●	●	●	●	—	—	
STIHL ErgoStart (E)	○	○	○	●	○	●	○	●	○	●		—	—	—	—	—	—	—	—	—	—	—	—	—	—	
Multi-function handle	●	●	●	●	●	●	●	●	●	●		—	—	—	—	—	●	●	●	●	●	—	●	●	●	
Loop handle/Bicycle handle	●/—	●/—	●/—	●/—	●/—	●/—	—/●	—/●	—/●	—/●		●/—	●/—	●/—	●/—	●/—	—/●	—/●	—/●	—/●	—/●	—/●	—/●	—/●	—/●	
Toolless handle adjustment	—	—	—	—	●	●	—	—	—	—		●	●	—	—	—	●	●	—	●	●	●	●	●	●	
Harness/carrying system	○/●	○	○	○	○	○	●	●	●	●		—	—	—	—	—	●	●	●	●	●	●	●	●	●	
STIHL 2-MIX engine/4-MIX engine	—	2-MIX	2-MIX	2-MIX	2-MIX	2-MIX	2-MIX	2-MIX	2-MIX	2-MIX		—	—	—	—	—	4-MIX	4-MIX	4-MIX	4-MIX	4-MIX	4-MIX	4-MIX	—	—	
Order number	4140 011 2377	4144 011 2304	4140 011 2300	4140 011 2340	4144 011 2314	4144 011 2315	4140 203 0019	4144 203 0095	4144 200 0036	4144 200 0095		4815 011 4100	4815 011 4104	4809 011 4108	4809 011 4112	4809 011 4116	4137 200 0130	4137 200 0131	4180 200 0217	4180 200 0154	4180 200 0110	4134 200 0074	4180 200 0111	4180 200 0111	4134 200 0090	

	Clearing saws											
	FS 310	FS 350	FS 400	FS 400 K	FS 450	FS 450 K	FS 480		FS 480 K	FS 480 W	FS 550 Sawing	FS 550 Mowing
Displacement (cm³)	36.3	40.2	40.2	40.2	44.3	44.3	48.7		48.7	48.7	56.5	56.5
Power output (kW/hp)	1.4/1.9	1.6/2.2	1.9/2.6	1.9/2.6	2.1/2.9	2.1/2.9	2.2/3.0		2.2/3.0	2.2/3.0	2.8/3.8	2.8/3.8
Weight (kg)*	7.2	7.3	8.0	8.1	8.0	8.1	8.0		8.1	8.0	10.0	10.0
Sound pressure level*** (dB(A))	93.0	97.0	98.0	100.0	99.0	99.0	95.0		99.0	95.0	102.0	102.0
Sound power level*** (dB(A))	105.0	105.0	108.0	110.0	109.0	109.0	107.0		109.0	107.0	112.0	112.0
Vibration level left/right**** (m/s²)	2.2/2.1	2.3/2.1	2.0/1.6	2.2/1.7	2.0/1.6	2.0/1.6	2.1/1.9		3.2/1.8	2.1/1.9	3.2/2.3	3.2/2.3
Overall length without cutting tool (cm)	181	177	177	164	177	164	177		164	177	169	169
Standard cutting tool	Brush knife	Brush knife	Brush knife	Circular saw blade	Brush knife	Circular saw blade	Brush knife		Circular saw blade	Brush knife	Circular saw blade	Brush knife
Tank volume (l)	0.71	0.64	0.67	0.67	0.67	0.67	0.67		0.67	0.67	0.76	0.76
Drive shaft	rigid	rigid	rigid	rigid	rigid	rigid	rigid		rigid	rigid	rigid	rigid
STIHL anti-vibration system	4-point	4-point	4-point	4-point	4-point	4-point	4-point		4-point	4-point	4-point	4-point
STIHL ElastoStart	○	●	●	●	●	●	●		●	●	●	●
Automatic decompression	●	—	—	—	—	—	—		—	—	—	—
Multi-function handle	●	●	●	●	●	●	●		●	●	●	●
Loop handle/Bicycle handle	—/●	—/●	—/●	—/●	—/●	—/●	—/●		—/●	—/●	—/●	—/●
Toolless handle adjustment	●	●	●	●	●	●	●		●	●	—	—
Harness/carrying system	●	●	●	●	●	●	●		●	●	●	●
STIHL 2-MIX engine/4-MIX engine	4-MIX	—	—	—	—	—	—		—	—	—	—
Long-life air filter system	●	●	●	●	●	●	●		●	●	—	—
Order number	4180 200 0224	4134 200 0106	4128 212 0003	4128 203 0102	4128 213 0003	4128 206 0103	4128 200 0042		4128 200 0042	4128 200 0075	4116 229 0000	4116 233 0013

● Standard
○ Retrofittable (special accessory)

E = ErgoStart
S = Short shaft
W = Handgrip heating

* Excluding fuel, cutting tool and guard
** Including cutting tool and guard, excluding electrical cable

*** K factor according to Dir. 2006/42/EC = 2.5 (dB(A))
**** K factor according to Dir. 2006/42/EC = 2 m/s²

Accessories for brushcutters and clearing saws

Basic harness



For FS 38, FS 40,
FS 45, FS 50, HL, HT

Order no.
4130 710 9000

Included as standard with most STIHL models. It is well padded and makes lengthy periods of work safer, more relaxed and more comfortable.

Protective cover for brushcutters and clearing saws



Order no.
0000 881 0509

Perfect transport protection for the engine casing of brushcutters and clearing saws. Heat and oil resistant.

Double shoulder harness



For FS 55–FS 550

Order no.
4119 710 9001

Soft padding makes work more comfortable during prolonged jobs.

Protective pants for brushcutting



Color green

Size **Order no.***
44–64 **0000 884 59...**

Extremely robust and versatile work pants made from 65 % polyester and 35 % cotton. Fabric weight: 210 g/m². Regular trousers. Vent in thigh area, 3-ply front part to protect against ripping and puncturing (caused by thorns, for example).

Double shoulder COMFORT harness



Standard version
For FS 55–FS 550

Order no.
4134 710 9001

XXL version for larger
body sizes for
FS 55–FS 550

4134 710 9003

Integrated hip belt with additional padding that makes the tool even easier to carry. Also suitable for women.

FH 135° attachment

Attachment for brushcutters. Great for cutting grass, scrub and ground-level plants. Incrementally adjustable cutter bar.



Bar length **Weight**
25 cm 1.8 kg

Order no.
4230 740 5101

Accessory: tool bag

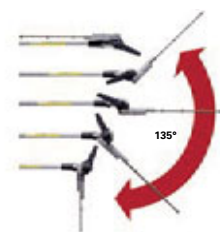


For double shoulder
comfort harness.
Without tools.

Order no.
0000 881 5700

135° adjustable gear system

The cutter bar on the FH 135° attachment can be variably adjusted within a 135° working range. For transportation and space-saving storage, it can be folded and locked parallel to the shaft (transport position).




* The final numbers (...) of the order number are used to specify your size requirements
For pants: 44/46/48/50/52/54/56/58/60/62/64

Unkempt embankments, overgrown ditches, steep slopes: there are some places where nature poses a challenge even for professionals. For these jobs, STIHL offers the backpack brushcutters. The flexible joint between the engine and the shaft gives you more freedom of movement and saves your strength, even when working uphill. To make it easier and faster for you to start work, the top-of-the-range model FR 480 C-F features STIHL ElectroStart. Once you put it on your back, you can start the tool at any time with just a push of a button without taking it off. An excellent innovation that allows you to save time and energy on the job.




FR 130 T



Displace-ment	Weight	Power output
36.3 cm³	10.3 kg*	1.4 kW/1.9 hp

Order no.
4180 200 0215



Light entry-level brushcutter with strong torque. Suited for mowing and thinning shrubs on slopes and on inaccessible terrain.

FR 350



Displace-ment	Weight	Power output
40.2 cm³	10.4 kg*	1.6 kW/2.2 hp

Order no.
4134 200 0108



The light and powerful brushcutter for demanding users. Excellently suited for cutting and thinning on embankments, slopes or in ditches. Effortlessly cuts through even tough scrub.

FR 480




Displace-ment	Weight	Power output
48.7 cm³	10.9 kg*	2.2 kW/3.0 hp

Order no.
4128 200 0076




The high-performance STIHL backpack brushcutter for professional landscape maintenance. Ideally suited for cutting stubborn grass and for thinning overgrown scrub on inaccessible terrain.

FR 480 C-F



Displace-ment	Weight	Power output
48.7 cm³	11.8 kg*	2.2 kW/3.0 hp

Order no.
4128 200 0102



The highest performing and most comfortable STIHL brushcutter for professionals. With STIHL ElectroStart (STIHL E-Start), it can be started quickly and conveniently by simply pressing a button once you've put it on your back. Perfect for mowing jobs that require moving from place to place over large and difficult to access areas.


A charger is included as standard.

Backpack brushcutters				
	FR 130 T	FR 350	FR 480	FR 480 C F
Displacement (cm³)	36.3	40.2	48.7	48.7
Power output (kW/hp)	1.4/1.9	1.6/2.2	2.2/3.0	2.2/3.0
Weight (kg)*	10.3	10.4	10.9	11.8
Sound pressure level** (dB(A))	94.0	97.0	94.0	94.0
Sound power level** (dB(A))	103.0	107.0	109.0	109.0
Vibration level left/right*** (m/s²)	1.5/1.5	1.7/1.8	2.7/3.0	2.7/3.0
Total length (cm)****	280	280	280	280
Standard cutting tool	Grass cutting blade 230-2	Grass cutting blade 230-4	Grass cutting blade 230-4	Grass cutting blade 230-4
Tank volume (l)	0.71	0.64	0.67	0.67
STIHL anti-vibration system	●	●	●	●
STIHL ElastoStart	—	●	●	—
STIHL ElectroStart	—	—	—	●
Automatic decompression	●	—	—	—
Multi-function handle	●	●	●	●
Loop handle	●	●	●	●
Protective eyewear	●	●	●	●
STIHL 2-MIX engine/4-MIX engine	4-MIX	—	—	—
Order number	4180 200 0215	4134 200 0108	4128 200 0076	4128 200 0102


● Standard ** K factor according to Dir. 2006/42/EC = 2.5 (dB(A)) *** K factor according to Dir. 2006/42/EC = 2 m/s² **** Without cutting tool

STIHL E-Start (F)

The new dimension in convenient starting: The STIHL FR 480 C-F brushcutter can be started and stopped by simply pressing a button on the multi-function handle once you've put it on your back. You don't have to take it off your back to restart it, even after short breaks. So you can turn off the tool when moving from place to place or during interruptions in your work. That saves fuel and reduces noise levels during breaks. The starter battery is recharged while the brushcutter is in use, so the machine is always ready to go without any additional manual charging.



Charger cable for FR 480 C-F



Order no.
4128 400 5600

For charging the FR 480 C-F using car batteries with a 12/24 volt connection.

T = Dividable shaft for attaching KombiTools * Excluding fuel, cutting tool and guard
F = ElectroStart






Cutting tools












To ensure you can work as precisely and efficiently as possible with STIHL brushcutters and clearing saws, we offer a full range of special cutting tools. These mowing heads and metal cutting tools are perfectly designed to suit your needs and the requirements of STIHL tools. You can find the right tool for your particular mowing needs in the overview below.

Grass around obstacles	FixCut mowing head  Double line for mowing and thinning. Easy to insert individual nylons.	SuperCut mowing head  Double line for mowing and thinning. The mowing line is automatically kept at the optimum cutting length.	AutoCut mowing head  Double or quadruple line for mowing and thinning. The nylon line advances automatically when the cutting head is tapped against the ground.	TrimCut mowing head  Double line for mowing and thinning. The nylon line is adjusted by hand.
Light vegetation	FixCut mowing head  Double line for mowing and thinning. Easy to insert individual nylons.	SuperCut mowing head  Double line for mowing and thinning. The mowing line is automatically kept at the optimum cutting length.	AutoCut mowing head  Double or quadruple line for mowing and thinning. The nylon line advances automatically when the cutting head is tapped against the ground.	PolyCut mowing head  Universal cutting tool for thinning and for working on large areas. With three pivotable thermoplastic blades.
Heavy vegetation	Grass cutting blade  Rotatable double blade made from steel. For working on large areas of tough grass.	Grass cutting blade  Rotatable quadruple blade made from steel. For working on large areas of tough grass.	Grass cutting blade  Made from steel, with eight teeth. For mowing thick dry grass and reeds.	Grass cutting blade  Grass cutting blade with 40 teeth. For mowing work in thick grass. FS 80–FS 550
Reeds and bushes	Brush knife  Rotatable double blade made from steel. For cutting grass and clearing matted and uncontrollable growth.	Brush knife  Rotatable triple blade made from steel. For thinning and removing tough, tangled grass, scrub and thorny bushes.	Shredder knife  Double blade made from steel for thinning and removing tough scrub and thorny bushes.	Circular saw blade, scratcher tooth  Special steel tool for brushcutters from the middle range upwards. For gnarled bushes and thin tree trunks.
Bushes and thin trees	Circular saw blade, chisel tooth  Special steel tool for brushcutters from the middle range upwards. For gnarled bushes, thin tree trunks, sawing and clearing.	Circular saw blade, scratcher tooth  Special steel tool for brushcutters from the middle range upwards. For gnarled bushes and thin tree trunks.	Circular saw blade, carbide  Highly robust special tool for use in dry, sandy areas and for cutting near ground level.	



Cutting tools overview

	 FixCut mowing head [®]	 SuperCut mowing head [®]	 AutoCut mowing head [®]													 TrimCut mowing head [®]			 PolyCut mowing head [®]			
	FixCut 5-2 2.4 mm ØØØ	FixCut 25-2 2.4 mm ØØØ	SuperCut 20-2 2.4 mm Ø	SuperCut 40-2 2.4 mm Ø	Line spool 1.4 mm Ø	Line spool 1.4 mm Ø	AutoCut 5-2 2.0 mm Ø	AutoCut C 5-2 2.0 mm Ø	AutoCut 11-2 2.0 mm Ø	AutoCut 25-2 2.4 mm ØØØ		AutoCut C 25-2 2.4 mm ØØØ	AutoCut 30-2 2.7 mm ØØØ	AutoCut 40-2 2.7 mm ØØØ	AutoCut 40-4 2.7 mm ØØØ	TrimCut 31-2 2.4 mm ØØØ	TrimCut 41-2 2.7 mm ØØØ	TrimCut 51-2 2.7 mm ØØØ	PolyCut 5-3	PolyCut 6-3	PolyCut 20-3	PolyCut 40-3
FSE 31	–	–	–	–	●	–	–	–	–	–		–	–	–	–	–	–	–	–	–	–	–
FSE 41	–	–	–	–	–	●	–	–	–	–		–	–	–	–	–	–	–	–	–	–	–
FSE 60/71/81	–	–	–	–	–	–	●/●/-	●	–	–		–	–	–	–	–	–	–	–	–	–	–
FS 38/40	●	–	–	–	–	–	-/●	●	–	–		–	–	–	–	–	–	–	–	●	–	–
FS 45/50	●	–	–	–	–	–	–	●	–	–		–	–	–	–	–	–	–	–	●	–	–
FS 55/56	–	●	●	–	–	–	–	–	–	●		●	–	–	–	–	●	–	–	–	–	●
FS 75	–	–	–	–	–	–	–	–	●	–		–	–	–	–	–	–	–	●	–	–	–
FS 80/87	–	●	●	–	–	–	–	–	–	●		●	–	–	–	–	●	–	–	–	●	–
FS 85/90	–	●	●	–	–	–	–	–	–	●		●	–	–	–	–	●	–	–	–	●	–
FS 100	–	●	●	–	–	–	–	–	–	●		●	–	–	–	–	●	–	–	–	●	–
FS 120/250	–	●	●	–	–	–	–	–	–	●		●	●	–	–	–	●	–	–	–	●	–
FS 130	–	●	●	–	–	–	–	–	–	●		●	●	–	–	–	●	–	–	–	●	–
FS 300/310	–	–	–	●	–	–	–	–	–	–		–	–	●	–	–	–	●	–	–	–	●
FS 350	–	–	–	●	–	–	–	–	–	–		–	–	●	–	–	–	●	–	–	–	●
FS 400-K/400	–	–	–	●	–	–	–	–	–	–		–	–	●	–	–	–	●	–	–	–	●
FS 450-K/450	–	–	–	●	–	–	–	–	–	–		–	–	●	●	–	–	●	–	–	–	●
FS 480-K/480	–	–	–	●	–	–	–	–	–	–		–	–	●	●	–	–	●	–	–	–	●
FS 550	–	–	–	–	–	–	–	–	–	–		–	–	–	●	–	–	–	●	–	–	●
FR 130 T	–	●	●	–	–	–	–	–	–	●		●	–	–	–	–	●	–	–	–	●	–
FR 350	–	●	●	–	–	–	–	–	–	●		●	●	–	–	–	●	–	–	–	●	–
FR 450	–	●	●	–	–	–	–	–	–	●		●	●	–	–	–	●	–	–	–	●	–
FR 480/480 C-F	–	●	●	–	–	–	–	–	–	●		●	●	–	–	–	●	–	–	–	●	–
Order number	4006 710 2117	4002 710 2157	4002 710 2162	4003 710 2140	6421 710 4300	6235 710 4305	4006 710 2100	4006 710 2105	4004 710 2105	4002 710 2108		4002 710 2137	4002 710 2107	4003 710 2125	4005 710 2100	4002 710 2152	4003 710 2104	4005 710 2103	4004 710 2131	4006 710 2110	4002 710 2130	4111 710 2100

	    Grass cutting blade [®]							  Brush knife [®]						 Shredder knife ^{®④}		 Circular saw blade, scratcher tooth ^{®③}				 Circular saw blade, chisel tooth ^{®④}			 Circular saw blade, carbide ^{®③}	 FH 135° adjustable
	230 mm (2 F)	230 mm (4 F)	230 mm (4 F)	230 mm (8 Z)	255 mm (8 Z)	250 mm (40 Z) ^①	250 mm (40 Z) ^①	250 mm (3 F)	300 mm (3 F)	305 mm (2 F) ^①	350 mm (3 F)	350 mm „Spezial“ ^① (3 F)		270 mm (2 F)	320 mm (2 F)	200 mm	200 mm	225 mm	250 mm	200 mm	200 mm	225 mm	225 mm	250 mm
FS 38/40	–	–	–	–	–	–	–	–	–	–	–	–		–	–	–	–	–	–	–	–	–	–	–
FS 45/50	–	–	–	–	–	–	–	–	–	–	–	–		–	–	–	–	–	–	–	–	–	–	–
FS 55/56	●	●	–	●	–	–	–	–	–	–	–	–		–	–	–	–	–	–	–	–	–	–	–
FS 75	–	–	–	–	–	–	–	–	–	–	–	–		–	–	–	–	–	–	–	–	–	–	–
FS 80/87	●	●	–	●	–	●	–	●	–	–	–	–		–	–	●	–	–	–	●	–	–	–	–
FS 85/90	●	●	–	●	–	●	–	●	–	–	–	–		–	–	●	–	–	–	●	–	–	–	●
FS 100	●	●	–	●	–	●	–	●	–	–	–	–		–	–	●	–	–	–	●	–	–	–	●
FS 120/250	●	●	–	●	–	●	–	●	–	–	–	–		–	–	●	–	–	–	●	–	–	–	–
FS 130	●	●	–	●	–	●	–	●	–	–	–	–		–	–	●	–	–	–	●	–	–	–	●
FS 300/310	–	–	●	–	●	–	●	–	●	●	–	–		●	–	–	●	–	–	–	●	–	–	–
FS 350	–	–	●	–	●	–	●	–	●	●	–	–		●	–	–	●	–	–	–	●	–	–	–
FS 400-K/400	–	–	●	–	●	–	●	–	●	●	–	–		●	–	–	●	–	–	–	●	–	●	–
FS 450-K/450	–	–	●	–	●	–	●	–	●	●	–	–		●	–	–	●	–	–	–	●	–	●	–
FS 480-K/480	–	–	●	–	●	–	●	–	●	●	–	–		●	–	–	●	–	–	–	●	–	●	–
FS 550	–	–	–	–	●	–	●	–	–	●	●	●		–	●	–	–	●	●	–	–	●	●	–
FR 130 T	●	●	–	●	–	●	–	●	–	–	–	–		–	–	–	–	–	–	–	–	–	–	–
FR 350	●	●	–	●	–	●	–	●	–	–	–	–		–	–	–	–	–	–	–	–	–	–	–
FR 450	●	●	–	●	–	●	–	●	–	–	–	–		–	–	–	–	–	–	–	–	–	–	–
FR 480/480 C-F	●	●	–	●	–	●	–	●	–	–	–	–		–	–	–	–	–	–	–	–	–	–	–
Order number	4001 713 3805	4001 713 3801	4000 713 3801	4001 713 3803	4000 713 3802	4001 713 3806	4000 713 3806	4112 713 4100	4119 713 4100	4000 713 4103	4110 713 4100	4000 713 4100		4000 713 3903	4000 713 3902	4112 713 4201	4000 713 4200	4000 713 4205	4104 713 4200	4112 713 4203	4119 713 4200	4110 713 4204	4000 713 4211	4230 740 5101

Accessories for cutting tools

Guard for grass cutting blades



For FS 56

Order no.
4144 710 8111

Guard for line mowing heads



For use with line mowing heads.

For FS 56

Order no.
4144 710 8113

Special mowing guard



For use with line mowing heads.
Protects against flying cuttings, while the area to be mown remains in clear view.

For FS 55–FS 480,
FR 85 T, FR 130 T,
FR 350, FR 450,
FR 480, FR 480 C-F

Order no.
4133 007 1002

Universal guard



Excellent protection
against flying cuttings
or stones. With or
without an apron.

For FS 55, FS 75–FS 480,
FR 85 T, FR 130 T, FR 350,
FR 450, FR 480, FR 480 C-F

Order no.
4119 007 1013
4116 007 1020

Shredder guard



Only approved for shredder knives
and brush knives. Protection for
when you're not just working at
ground level.

For FS 300–FS 480*
For FS 550**

Order no.
4128 007 1007
4116 710 8103

Stop kit for circular saw blades



Protects the user from flying
debris and directs the blade.

For FS 80–FS 130
ø 200 mm
For FS 300–FS 480
ø 200 mm
For FS 400–FS 480
ø 225 mm
For FS 550
ø 225 mm
For FS 550
ø 250 mm

Order no.
4126 007 1002
4119 007 1008
4119 007 1009
4116 007 1019
4116 007 1018

Shredding starter pack

Consists of shredder knife, shredder guard and fastening
components.



For retrofitting the FS 300, FS 310, FS 350, FS 400, FS 450
and FS 480.

Order no.
4128 007 1008

Saw set

For chisel tooth circular saw blades.



Order no.
4020 893 5000




File holder with round file



For chisel tooth circular saw blades.

Order no.
5605 750 4343

Three square sharpening file



For scratcher tooth circular saw blades.

Order no.
0811 421 8971

Flat file



For scratcher tooth circular saw blades

Order no.
0814 252 3356

Mill saw file



Flat file for brush knives and
scratcher tooth circular saw
blades.

Order no.
0814 212 3310



Flat file for brush knives and
scratcher tooth circular saw
blades. With case for tidy stor-
age.

Order no.
200 mm **0814 212 3000**

Sharpening template



For brush knife.

Double-bladed brush knife
Triple-bladed brush knife

Order no.
4020 890 5501
4020 890 5500

* For shredder knife 270-2

** For shredder knife 320-2

Trimmer lines

Looking for the matching line for your mowing head? STIHL provides everything you need from one source. We offer countless trimmer lines made from strong polyamide plastic: abrasion-resistant, durably elastic and melt-proof. Depending on your tool's performance class and the job you need done, you'll receive a range of cross-sections and thicknesses. The color code helps you to find the most suitable thickness. To work out which trimmer lines match which mowing heads, please refer to the table on pages 86 – 87.



Trimmer lines				
	Pentagonal trimmer lines	Round trimmer lines	Round and quiet trimmer lines	Square trimmer lines
1.4 mm	–	●	–	–
1.6 mm	–	●	–	–
2.0 mm	–	●	●	–
2.4 mm	●	●	●	■
2.7 mm	●	●	●	■
3.0 mm	●	●	–	■
3.3 mm	–	●	–	■

Trimmer lines for FixCut, 20 cm (pieces)		
		Order no.
50 pieces	2.4 mm	0000 930 3321
50 pieces	3.0 mm	0000 930 3322
100 pieces	3.0 mm	0000 930 3324
50 pieces	3.3 mm	0000 930 2316
100 pieces	3.3 mm	0000 930 2318

Pentagonal trimmer lines (rolls)		
		Order no.
Roll	2.4 mm x 50.0 m	0000 930 3300
Roll	2.4 mm x 100.0 m	0000 930 3301
Roll	2.4 mm x 300.0 m	0000 930 3339
Roll	2.7 mm x 80.0 m	0000 930 3302
Roll	2.7 mm x 240.0 m	0000 930 3303
Roll	3.0 mm x 60.0 m	0000 930 3304
Roll	3.0 mm x 200.0 m	0000 930 3305
Roll	3.0 mm x 320.0 m	0000 930 3306

Round trimmer lines (rolls)		
		Order no.
Roll	1.4 mm x 16.0 m*	0000 930 2284
Roll	1.6 mm x 15.2 m	0000 930 2232
Roll	2.0 mm x 15.2 m	0000 930 2217
Roll	2.0 mm x 123.0 m	0000 930 2222
Roll	2.4 mm x 15.2 m	0000 930 2243
Roll	2.4 mm x 44.0 m	0000 930 2244
Roll	2.4 mm x 87.0 m	0000 930 2245
Roll	2.4 mm x 261.0 m	0000 930 2246
Roll	2.7 mm x 10.7 m	0000 930 2218
Roll	2.7 mm x 72.0 m	0000 930 2224
Roll	2.7 mm x 215.0 m	0000 930 2227
Roll	3.0 mm x 168.0 m	0000 930 2542
Roll	3.0 mm x 280.0 m	0000 930 2543
Roll	3.3 mm x 591.0 m	0000 930 2569

Square trimmer lines (rolls)		
		Order no.
Roll	2.4 mm x 44.0 m	0000 930 2610
Roll	2.4 mm x 88.0 m	0000 930 2611
Roll	2.4 mm x 275.0 m	0000 930 2612
Roll	2.4 mm x 434.0 m	0000 930 2613
Roll	2.7 mm x 35.0 m	0000 930 2614
Roll	2.7 mm x 70.0 m	0000 930 2615
Roll	2.7 mm x 221.0 m	0000 930 2616
Roll	2.7 mm x 358.0 m	0000 930 2617
Roll	3.0 mm x 56.0 m	0000 930 2618
Roll	3.0 mm x 174.0 m	0000 930 2619
Roll	3.0 mm x 280.0 m	0000 930 2620
Roll	3.3 mm x 47.0 m	0000 930 2621
Roll	3.3 mm x 140.0 m	0000 930 2622
Roll	3.3 mm x 235.0 m	0000 930 2623

Round and quiet trimmer lines (rolls)		
		Order no.
Roll	2.0 mm x 15.2 m	0000 930 2515
Roll	2.0 mm x 62.0 m	0000 930 2513
Roll	2.4 mm x 15.2 m	0000 930 2530
Roll	2.4 mm x 87.0 m	0000 930 2534
Roll	2.4 mm x 261.0 m	0000 930 2535
Roll	2.7 mm x 10.7 m	0000 930 2519
Roll	2.7 mm x 72.0 m	0000 930 2520

Round and quiet

A helical groove embossed in the normal nylon line makes this line quieter than conventional round nylon lines. The indentations in the surface of the line interrupt the otherwise uniform air stream. Turbulence is produced, the whistling effect is reduced and the mowing noise is considerably quieter.

Line spool		
	1.4 mm 2 x 4.0 m for FSE 31	Order no. 6421 710 4300
	1.4 mm 2 x 4.0 m for FSE 41	Order no. 6235 710 4305

Set of thermoplastic blades (not pictured)	
For PolyCut, 12 pieces	Order no. 4111 007 1001

* For FSE 31, FSE 41



If you're looking after paradise, you'll cherish the versatility of your work tool.
The STIHL KombiSystem and MultiSystem.

KombiSystem – cutting-edge technology in detail	94 – 95
KombiEngines/Applications	96 – 97
KombiTools	98 – 99
Overview of KombiSystem/Accessories	100 – 101
MM 55 MultiEngine – cutting-edge technology in detail	102 – 103
MultiTools and Accessories/Applications	104 – 105

Cutting-edge technology in detail

KombiSystem

Experts estimate that the world's population will increase to seven billion by the year 2013 – and to nine billion by 2050.* So it's not surprising that space and time are increasingly becoming luxury items. The good news is that the innovative STIHL KombiSystem provides both. You'll have plenty more space in your tool shed, because one KombiEngine is all you'll need to maintain your property. Plus you'll save time, as all KombiTools can be quickly attached without the use of additional tools. That's luxury that everybody can afford.

Four powerful KombiEngines



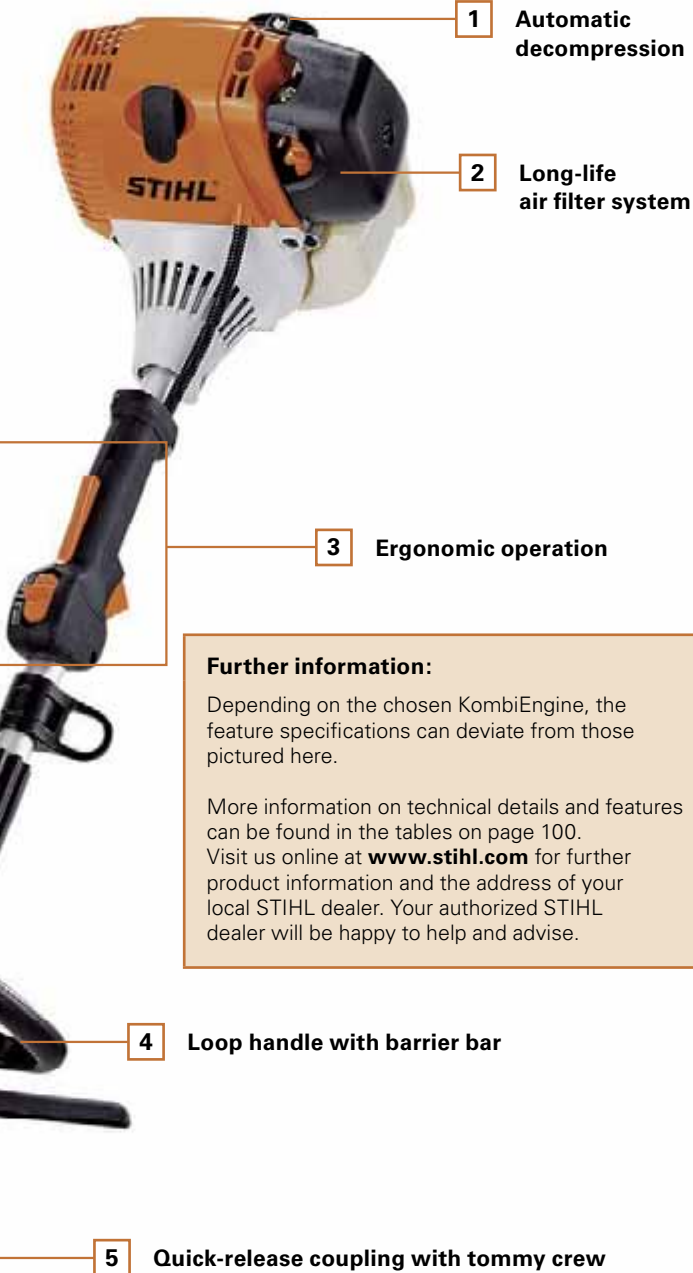
Loop handle (R) with barrier bar



13 different KombiTools



- 1 Automatic decompression**
The decompression system automatically opens the intake valve during engine start-up. This avoids pressure peaks and considerably reduces the effort needed to pull the cord.
- 2 Long-life air filter system**
Ensures a long service life and reliable engine protection.
- 3 Ergonomic operation**
All the most important engine controls are grouped together – for easy and reliable operation.
- 4 Loop handle with barrier bar**
The loop handle is well suited for most jobs around the garden and grounds. Especially practical for trimming and thinning work in hard-to-reach areas.
- 5 Quick-release coupling with tommy screw**
The innovative quick-release coupling enables all KombiSystems to be dismantled into two easily transportable and storable parts and to be subsequently reassembled – no tools required.



Further information:
Depending on the chosen KombiEngine, the feature specifications can deviate from those pictured here.

More information on technical details and features can be found in the tables on page 100. Visit us online at www.stihl.com for further product information and the address of your local STIHL dealer. Your authorized STIHL dealer will be happy to help and advise.

Quick-release coupling

The quick-release coupling enables the KombiSystem to be dismantled into two easily transportable and storable parts and to be subsequently reassembled – no tools required.



If you work as flexibly as the STIHL KombiSystem, you'll appreciate a breadth of choice when it comes to engines. We offer the KombiEngine in four different performance classes, so your KombiSystem will always have the right engine to suit your needs. Each KombiEngine can be connected to all KombiTools in a flash using a tommy screw and the quick-release coupling. So you can get started on your next job in no time at all.



KM 55 RC-E

Displacement	Weight
27.2 cm ³	4.1 kg*

Power output

0.75 kW/1.0 hp

Order No.

4140 200 0078

With ErgoStart for convenient, jerk-free starting.

The lightest STIHL KombiEngine for use in the garden, yard and around the house. With STIHL ErgoStart and easy start system for simple and convenient starting.

KM 56 RC-E

Displacement	Weight
27.2 cm ³	4.3 kg*

Power output

0.8 kW/1.1 hp

Order No.

4144 200 0016

With ErgoStart for convenient, jerk-free starting.

Lighter STIHL KombiEngine for use in the garden, yard and around the house.

KM 85 R

Displacement	Weight
25.4 cm ³	4.0 kg*

Power output

0.95 kW/1.3 hp

Order No.

4137 200 0010

The lightest STIHL KombiEngine for professional use.

KM 90 R

Displacement	Weight
28.4 cm ³	4.5 kg*

Power output

0.95 kW/1.3 hp

Order No.

4180 200 0164

Light and powerful KombiEngine for professional use.

KM 100 R

Displacement	Weight
31.4 cm ³	4.5 kg*

Power output

1.05 kW/1.4 hp

Order No.

4180 200 0040

Light, high-performance KombiEngine for professional use.

KM 130

Displacement	Weight
36.3 cm ³	4.9 kg*

Power output

1.4 kW/1.9 hp

Order No.

4180 200 0166

Top-performance STIHL KombiEngine for professional use.

The application areas of the KombiSystem

FS-KM, FSB-KM brushcutters

Ideal for cutting long grass (with grass cutting blade) and thinning along walls or fences, under hedges or along borders (with mowing head).

KW-KM power sweep

Made with robust plastic paddles. Thoroughly clears flat surfaces of dirt, sand, gravel and fallen leaves. Ideal for sweeping footpaths and roads. Guard extension included.

BF-KM pick tine

The pick tine KombiTool helps you to aerate and cultivate soil. From strawberries to greens – now even the smallest gaps between plants can be tended with precision.

HT-KM pole pruner

When working from the ground, jobs such as pruning fruit trees become even easier and more convenient.

FCB-KM edge trimmer

Ideal for accurately trimming lawn edges along paths, driveways or flowerbeds.

KB-KM bristle brush

The stiff bristles even pick the dirt out of gutters and grooves. The brush rotates backwards so that the dirt is always pushed forward.

BG-KM blower

The low weight and high blowing power make it quick and easy to clear paths and open areas of leaves and grass cuttings.

HL-KM hedge trimmer, FH-KM scrub cutter

Ideal for trimming tall or wide hedges and for cutting back ground-level plants. (Scrub cutter not pictured)

E = ErgoStart R = Loop handle * Without fuel

No matter what your mission: eliminating uncontrolled growth or clearing the ground – with the multifaceted KombiTools, your KombiEngine becomes a versatile specialist for every application. The best part: you don't need any tools to switch attachments. Simply loosen the tommy screw, snap in the KombiTool, tighten the tommy screw and you're done.



FS-KM

Brushcutter with mowing head AutoCut 25-2

Approved for all KombiEngines.

With the nylon line mowing head on the straight shaft, you'll have trimming and detailed cutting work well under control.

Order no.
4140 200 0344

FSB-KM

Brushcutter with curved shaft and mowing head AutoCut 11-2

Approved for KombiEngines with loop handle (R).

The brushcutter with curved shaft is ideal for thinning jobs in hard to reach places.

Order no.
4137 740 5004

KW-KM

Power sweep
Guard included

Approved for KombiEngines with loop handle (R).

The soft but robust rubber paddles clean all flat surfaces.

Order no.
4601 740 4904

FS-KM

Brushcutter with grass cutting blade GSB 230-2

Approved for all KombiEngines.

The grass cutting blade makes mowing even very large lawns full of tough, dry grass easier than ever.

Order no.
4140 200 0218

FCB-KM

Edge trimmer

Approved for KombiEngines with loop handle (R).

The edge trimmer with adjustable working depth precisely cuts lawn edges along paths, driveways or flowerbeds.

Order no.
4137 740 5000

Accessory: Edge trimmer blade (replacement blade)

Length	Order no.
20 cm	4133 713 4101

KB-KM

Bristle brush
Guard included

Approved for KombiEngines with loop handle (R).

The stiff, robust bristles pick the dirt out of cracks, gutters and grooves on all kinds of uneven surfaces. The brush rotates backwards so that the dirt is always pushed forwards.

Order no.
4601 740 4905

BF-KM

Pick tine

Approved for all KombiEngines.

Working width 22 cm.

Makes aerating and cultivating soil easy: Even the smallest gaps between plants can be tended with precision.

Order no.
4601 740 5000

BG-KM

Blower

Approved for KombiEngines with loop handle (R).

With high blowing power, this tool quickly and easily clears paths and open areas from leaves and grass cuttings.

Order no.
4606 740 5000

Accessory: Curved flat nozzle

Order no.
4606 701 8301

SP-KM

Accessory: Rake

Approved for KombiEngines with loop handle (R).

The harvesting tool is suitable for application in olive and any kind of nuts and fruit plantations.

Order no.
4230 740 5004

HL-KM

Hedge trimmer 0° – straight

Approved for KombiEngines with loop handle (R).

See page 101 for matching angled gearhead.

Ideal for contouring hedges and bushes.

Order no.
4230 740 5004

FH-KM

Scrub cutter 135°
Variably adjustable, with transport position.

Approved for all KombiEngines.

Enables comfortable cutting near the ground and mowing work in narrow spaces.

Order no.
4230 740 5002

HT-KM

Pole pruner

Approved for KombiEngines with loop handle (R).

See page 101 for matching angled gearhead and shaft extension.

Making mid-height tree maintenance easy and convenient.

Order no.
4182 200 0079

HL-KM

Hedge trimmer 135°
Variably adjustable, with transport position.

Approved for KombiEngines with loop handle (R).

For cutting tall hedges and comfortable use near the ground. The working range of the cutter bar can be fixed in increments and the bar can be folded and locked parallel to the shaft for transport.

Order no.
4230 740 5000

The STIHL KombiTools are also approved for use with other STIHL power tools. Please ask your dealer for details.

KombiEngines							
	KM 55 RC E	KM 56 RC E	KM 85 R	KM 90 R	KM 100 R	KM 130	KM 130 R*****
Displacement (cm³)	27.2	27.2	25.4	28.4	31.4	36.3	36.3
Power output (kW/hp)	0.75/1.0	0.8/1.1	0.95/1.1	0.95/1.3	1.05/1.4	1.4/1.9	1.4/1.9
Weight (kg)*	4.1	4.3	4.0	4.5	4.5	4.9	4.6
Sound pressure level** (dB(A))****	96.0	96.0	97.0	97.0	95.0	99.0	99.0
Sound power level** (dB(A))****	106.0	106.0	108.0	106.0	107.0	109.0	109.0
Vibration level left/right*** (m/s²)****	10.0/10.5	8.5/7.7	8.5/8.2	6.8/7.0	8.9/8.7	9.7/9.4	9.7/9.4
Length to coupling sleeve (cm)	85.0	84.0	90.0	92.0	92.0	92.0	92.0
Automatic decompression	—	—	—	●	●	●	●
STIHL ErgoStart (E)	●	●	—	—	—	—	—
Harness	●	●	●	●	●	●	●
STIHL 2-MIX engine/4-MIX engine	2-MIX	2-MIX	2-MIX	4-MIX	4-MIX	4-MIX	4-MIX
Order number	4140 200 0078	4144 200 0016	4144 200 0016	4180 200 0164	4180 200 0040	4180 200 0166	4180 200 0166

KombiTools for the KombiEngine						
	FS-KM AC 25-2	FS-KM GSB 230-2	FSB-KM AC 11-2	FCB-KM	KW-KM	KB-KM
Weight (kg)	1.2 ^①	1.2 ^①	0.7 ^①	2.2	7.4 ^②	6.4 ^②
Total length (cm)	94 ^③	94 ^③	77 ^③	92	125	125
Loop handle/Bicycle handle	●/●	● ^④ /●	●/—	●/—	● ^④ /—	● ^④ /—
Order number	4140 200 0344	4140 200 0218	4137 740 5004	4137 740 5000	4601 740 4904	4601 740 4905

KombiTools for the KombiEngine						
	BF-KM	FH-KM ^④ 135°	BG-KM	HT-KM	HL-KM 0°	HL-KM ^④ 135°
Weight (kg)	4.1	2.4	1.8	1.8	1.8	2.6
Total length (cm)	100	133	89	126	116	160
Loop handle/Bicycle handle	●/●	●/●	●/—	●/—	●/—	●/—
Order number	4601 740 5000	4230 740 5002	4606 740 5000	4182 200 0079	4230 740 5004	4230 740 5000

● Standard

E = ErgoStart
R = Loop handle

AC = AutoCut mowing head
GSB= Grass cutting blade

① Excluding cutting tool and guard
② Guard included
③ With barrier bar
④ Variably adjustable trimmer angle

* Without fuel
** K factor according to Dir. 2006/42/EC = 2.5 (dB(A))
*** K factor according to Dir. 2006/42/EC = 2 m/s²
**** Maximum levels of the applicable KombiTools
***** Not pictured



Carrying bag



Ideal for transporting and storing your KombiEngine with the loop handle, along with the most frequently used KombiTool, the FS-KM.

Order no.
0000 881 0507


HT comfort harness

Evenly distributes the weight between the user's shoulders, back, hips and upper thighs, and also serves as a practical transportation aid. With soft padding for increased comfort during prolonged use and when working on large areas. The ideal accessory for the KombiTool HT-KM.



Order no.
4138 710 9001

Shaft extension



Reach extension: 1 m. For use with the HT-KM KombiTool.

Weight	Length	Order no.
1.4 kg	100 cm	4140 710 7131

Carbon shaft extension



Weight	Length	Order no.
0.9 kg	100 cm	4180 710 7105

Extra light-weight shaft extension. Shaft tube: carbon. Hollow pole: aluminum. Reach extension: 1 m. For the HT-KM pole pruner and the HL-KM hedge trimmer.

Angled gearhead



For HT-KM and HL-KM (0° version).

Order no.
4138 640 0201

Cutting-edge technology in detail

MM 55 MultiEngine

MultiEngine plus MultiTools for lawn care, soil cultivation and clearing jobs: with the STIHL MultiSystem, you can whip your property into shape with just one tool. The powerful MultiEngine can be easily and quickly combined with every STIHL MultiTool. And when you're done, just fold your multi-talented tool together for space-saving transport and storage.



1 Multi-function handle

All the most important engine controls are grouped together – for easy and reliable operation.

2 Folding frame

Even with tools attached, the STIHL MultiSystem is quick and easy to fold up for space-saving transportation and storage.

3 Innovative engine technology with paper air filter

The carburetor is fitted with a manual fuel pump to ensure a quick and easy start. The accelerator pump enables the engine to quickly reach high speeds. The innovative paper air filter provides the engine with reliable protection from dust and dirt.

4 Impact-resistant plastic housing

The housing made from impact-resistant plastic is robust, lightweight and durable.

Easy to carry – easy to transport

Even with the tool attached, the MultiSystem folds up quickly and easily. Ideal for convenient transportation.



Further information:

Visit us online at www.stihl.com for further product information and the address of your local STIHL dealer. Your authorized STIHL dealer will be happy to help and advise.

1
Multi-function handle

4
Impact-resistant plastic housing

2
Folding frame

3
Innovative engine technology with paper air filter.



MM 55



Displacement	Weight
27.2 cm ³	7.9 kg*
Power output	Sound pressure level**
0.75 kW/1.0 hp	92.0 dB(A)
Sound power level**	Vibration level left/right***
102.0 dB(A)	2.4/3.6 m/s ²
Order no.	
4601 011 5400	

With the STIHL MultiSystem you are perfectly equipped for a whole variety of lawncare, soil cultivation and clearing jobs. The STIHL MM 55 MultiEngine, on which the system is based, can be combined quickly and easily with all the STIHL MultiTools illustrated on page 104.

* Without fuel or tools


** K factor according to Dir. 2006/42/EC = 2.5 (dB(A))

*** K factor according to Dir. 2006/42/EC = 2 m/s²

For more information visit www.stihl.com

Whether removing moss, aerating the lawn, loosening the soil or clearing paths, the STIHL MultiSystem is perfect for working on any terrain. You can individualize your work tool in the blink of an eye, as no extra tools are required to easily and quickly change MultiTools. So you'll have more time to enjoy your work.


BF-MM pick tine



Working width	Weight
22 cm	2.0 kg

Order no.
4601 740 4605


BK-MM bolo tine



Working width	Weight
22 cm	2.0 kg

Order no.
4601 740 4606


FC-MM edge trimmer^①



Weight
0.8 kg

Order no.
4601 740 4603


RL-MMa aerator^①



Working width	Weight
20 cm	2.0 kg

Order no.
4601 740 4600


MF-MM dethatcher^①



Working width	Weight
50 cm	8.6 kg

Order no.
4601 740 4601


KW-MM power sweep^②



Working width	Weight
60 cm	3.9 kg

Order no.
4601 740 4604

KB-MM bristle brush^②



Working width	Weight
60 cm	4.2 kg

Order no.
4601 740 4602

Cultivator blade



Varies the working depth and speed when cultivating the soil by slightly lifting or lowering the tool into or out of the soil.

Order no.
4601 740 4800

Weight kit

for BF-MM, BK-MM



An ideal addition when picking or crumbling. Increases the pressure on the tool and ensures better depth penetration in the ground. Weight: 4.0 kg.

Order no.
4601 730 4500

Wheel kit

for MF-MM^①, KW-MM^②, KB-MM^②



Allows the tool to be lifted slightly, thus reducing the resistance due to friction when dethatching, brushing and sweeping. Better maneuverability.

Order no.
4601 007 1008



MultiSystem application areas



BF-MM pick tine
Breaks up heavy, loam soil. Ideal for recultivation and loosening soil.



BK-MM bolo tine
Spreads fine, sandy soil and crumbles large sods of earth. Perfect for precision work.



FC-MM edge trimmer
Perfectly cuts edges, deep-penetrating as far as the roots.



RL-MM aerator
Perforates the lawn surface to ensure optimal supply of nutrients and ventilation. Improves root growth.



MF-MM dethatcher
Removes moss and matted growth from the lawn surface. Complete with guard extension and apron.



KW-MM power sweep
Thoroughly clears flat surfaces of dirt, sand, gravel and fallen leaves. Ideal for sweeping footpaths and roads. Guard extension included.



KB-MM bristle brush
Thoroughly removes dirt and stains from paved areas or uneven natural stone surfaces. Guard extension included.

① Wheel kit recommended ② Wheel kit required

Hedge trimmers and extended length hedge trimmers



If you admire the accuracy of nature,
you'll also value the precision of your tools.
STIHL hedge trimmers and extended length hedge trimmers

Hedge trimmers – cutting-edge technology in detail	108 – 109
Petrol hedge trimmers/Electric hedge trimmers/ Cordless hedge trimmers/Accessories	110 – 113
Overview of hedge trimmers/Accessories	114 – 115
Extended length hedge trimmers – cutting-edge technology in detail	116 – 117
Petrol extended length hedge trimmers/ Electric extended length hedge trimmers and overview	118 – 119

Cutting-edge technology in detail

Hedge trimmers

A well maintained hedge will always make an impact. From a manicured masterpiece in palatial grounds to an eye-catching topiary in your neighbour's garden: with STIHL hedge trimmers, you can whip a whole variety of hedges into shape. No matter whether you're a professional landscaper or an enthusiastic gardener – you'll find the right tool to suit your needs in our extensive product range. Strong, petrol-powered hedge trimmers for professional standard hedge trimming in large gardens and parks. Electric hedge trimmers for quiet use around the garden. Cordless hedge trimmers for a professional finish in noise-sensitive and public places. What do they all have in common? Great cutting performance and swift, satisfying results.



- 1 Extremely lightweight construction**
Compact engine and gear unit designed specifically for light hedge trimmers.
- 2 Sophisticated cutter geometry**
The cutter geometry and gear system specially designed for trimming and clearing ensure optimal cutting performance.
- 3 Frame grip**
The ergonomic design of the handle and the optimal center of gravity ensure comfortable and effort-saving operation.

- 4 Long-life air filter system**
Ensures long cleaning intervals and reliable engine protection.
- 5 STIHL anti-vibration system**
Precisely calculated spring elements minimize engine vibration levels and make work less fatiguing.
- 6 Rotating multi-function handle**
The rotating control handle enables an optimal grip for every user – for simple and reliable operation.

- 7 Toolless fuel cap**
Special cap for easy opening and closing.
- 8 STIHL ErgoStart (E)**
Easy, jerk-free and strength-saving start-up is achieved by an additional spring between the crankshaft and the starter rope reel.
- 9 Durable engine**
Innovative technology has produced a high-performance, low-wear, phenomenally hard-wearing and highly efficient engine.

Further information:
STIHL hedge trimmers have many useful features. But depending on the model, the featured fittings can deviate from those pictured here. More information on technical details and features can be found in the tables on page 114–115. Visit us online at www.stihl.com for further product information and the address of your local STIHL dealer. Your authorized STIHL dealer will be happy to help and advise.

The hedge trimmer cutters are manufactured with Swiss precision in our STIHL factory in Wil, Switzerland.

Petrol-powered hedge trimmers

Electric hedge trimmers

HS 45



The lightest introductory model hedge trimmer for shrub maintenance in your garden.

Displacement	Power output	Weight
272 cm ³	0.75 kW/1.0 hp	4.7 kg*/5.0 kg*
Bar length	Order no.	
45 cm	4228 011 2908	
60 cm	4228 011 2912	

HS 81 R



Light hedge trimmer with rotating multi-function handle and double-sided blade in the pruning version. Lower blade speed for a powerful cut.


Displacement	Power output	Weight
22.7 cm ³	0.7 kW/1.0 hp	5.5 kg*/5.7 kg*
Bar length	Order no.	
60 cm	4237 011 2920	
75 cm	4237 011 2921	

Further versions:
(see table on page 114 for all data and features)

HS 81 RC-E

with ErgoStart


HS 86 R



Light hedge trimmer with single-sided blade in the pruning version. Lower blade speed for a powerful cut.

Displacement	Power output	Weight
22.7 cm ³	0.7 kW/1.0 hp	5.5 kg*
Bar length	Order no.	
75 cm	4237 011 2930	

HS 81 T



Light hedge trimmer with rotating multi-function handle and double-sided blade in the trimming version. High blade speed for a precise cut.

Displacement	Power output	Weight
22.7 cm ³	0.7 kW/1.0 hp	5.0 kg*/5.2 kg*/5.4 kg*
Bar length	Order no.	
50 cm	4237 011 2900	
60 cm	4237 011 2901	
75 cm	4237 011 2902	

Further versions:
(see table on page 114 for all data and features)

HS 81 TC-E

with ErgoStart

The perfect cut every time

Variant T = Trimming

- Narrow tooth spacing
- Smaller teeth
- Gear transmission ratio enables a higher stroke rate
- For perfect trimming and contouring



Variant T



Variant R = Pruning

- Wider tooth spacing
- Larger teeth
- Gear transmission ratio delivers high cutting power
- For large-volume pruning and clearing heavier scrub on large and tough hedges




Variant R



E = ErgoStart R = Pruning T = Trimming

HSE 41



Lightweight electric hedge trimmer for whisper-quiet trimming and cutting of twigs and thin branches. Laser-cut knife with high stroke rate.

Rated voltage	Power consumption	Weight
230 V	400 Watt	2.9 kg**
Bar length	Order no.	
45 cm	4814 011 3500	


HSE 51



Quiet, lightweight electric hedge trimmer for trimming and cutting twigs and thin branches. Powerful engine. Laser-cut blade. 50 cm bar length.

Rated voltage	Power consumption	Weight
230 V	430 Watt	3.0 kg**
Bar length	Order no.	
50 cm	4814 011 3504	


HSE 61



Extremely quiet electric hedge trimmer with powerful low-vibration 500 Watt engine. 5-position rotary handle for flexible, comfortable cutting.

Rated voltage	Power consumption	Weight
230 V	500 Watt	4.1 kg**/4.2 kg**
Bar length	Order no.	
50 cm	4812 011 3526	
NEW 60 cm	4812 011 3500	


HSE 71



Powerful electric hedge trimmer with low-vibration 600 Watt engine for thicker branches. With 5-position rotary handle. In two bar lengths.

Rated voltage	Power consumption	Weight
230 V	600 Watt	4.2 kg**/4.4 kg**
Bar length	Order no.	
60 cm	4812 011 3527	
70 cm	4812 011 3528	

HSE 81



Robust electric hedge trimmer with extra-powerful 650 Watt engine for hedges with thick branches. 5-position rotary handle for better reach. Diamond-finished, double-sided blades with widely spaced teeth. In three bar lengths.

Rated voltage	Power consumption	Weight
230 V	650 Watt	4.3 kg**/4.4 kg**/ 4.6 kg**
Bar length	Order no.	
50 cm	4812 011 3529	
60 cm	4812 011 3530	
70 cm	4812 011 3531	



* Excluding fuel, fully assembled

** Without electrical cable

For more information visit www.stihl.com

Cordless hedge trimmers

Accessories

Discerning gardeners and professionals can now tend to their hedges quietly, exhaust-free and without the fuss of an electrical cable – with the powerful STIHL cordless hedge trimmers. The STIHL HSA 65 and HSA 85 are real powerhouses – even without fuel. Even the professionals are impressed by the excellent cutting performance and working comfort of these outstanding tools. STIHL cordless hedge trimmers are easy to operate and run for up to 45 minutes with no reduction in performance. What's more, the batteries can be quickly recharged. They're simply the ideal tools for work in noise-sensitive areas.



NEW

HSA 65

Gold medal for innovation in 2009



STIHL Lithium-Ion PRO


Powerful, quiet cordless hedge trimmer with an impressive 36 V lithium-ion battery, high stroke rate, special cutters and bar length of 50 cm. Wide tooth spacing and long tooth length for branches up to 22 mm in diameter. Perfect for use in the garden or on private property. Cutter types with single-sided teeth.

	Weight	Bar length	Order no.
HSA 65 without battery and charger	3.5 kg*	50 cm	4851 011 3500
HSA 65 with one AP 80 battery and AL 100 standard charger	4.6 kg**	50 cm	4851 200 0000
HSA 65 with one AP 80 battery and AL 300 quick charger	4.6 kg**	50 cm	4851 200 0004

NEW

HSA 85

Gold medal for innovation in 2009



STIHL Lithium-Ion PRO

Powerful, quiet cordless hedge trimmer with an impressive 36 V lithium-ion battery, high stroke rate, special cutters and bar length of 62 cm. Wide tooth spacing and long tooth length for branches up to 22 mm in diameter. Ideal for commercial landscaping. Cutter types with double-sided teeth.

	Weight	Bar length	Order no.
HSA 85 without battery and charger	3.7 kg*	62 cm	4851 011 3501
HSA 85 with two AP 80 batteries and AL 300 quick charger	4.8 kg**	62 cm	4851 200 0002

* Excluding battery ** HSA with an AP 80 battery

NEW

AP 80 battery

STIHL Lithium-Ion PRO



Light and powerful lithium-ion battery. 36 V battery with an output of 80 kW provides the cordless hedge trimmers with a running time of up to 45 minutes. With charge level indicator (LED). Compatible with the AL 100 and AL 300 chargers.

Weight	Battery power/capacity	Order no.
1.1 kg	36 V/2.2 Ah/80 Wh	4850 400 6500

NEW

AP 160 battery

STIHL Lithium-Ion PRO



Powerful STIHL 36-volt, lithium-ion battery delivering 160 Wh. Allows cordless hedge trimmers to operate for twice as long as with the AP 80. With charge level indicator (LED). Compatible with the AL 100 and AL 300 chargers.


Weight	Battery power/capacity	Order no.
1.7 kg	36 V/4.5 Ah/160 Wh	4850 400 6502

STIHL Lithium-Ion PRO

The STIHL Lithium-Ion PRO symbol indicates the innovative battery technology in STIHL tools. It stands for first-class battery performance and professional quality.

NEW

AL 100 standard charger




Standard charger for AP 80 and AP 160 battery packs. With operating mode indicator.

Rated voltage	Order no.
230 V	4850 430 2500

NEW

AL 300 quick charger



Robust quick charger for AP 80 and AP 160 battery packs. With operating mode indicator and integrated air cooling.

Rated voltage	Order no.
230 V	4850 430 5500

Carrying bag



Ideal for transporting and storing the new cordless hedge trimmers HSA 65 and HSA 85 including battery and charger.

Order no.

0000 881 0507



Petrol-powered hedge trimmers										
	HS 45	HS 45	HS 81 R	HS 81 RC E	HS 81 R	HS 81 T	HS 81 T	HS 81 TC E	HS 81 T	HS 86 R
	45 cm	60 cm	60 cm	60 cm	75 cm	50 cm	60 cm	60 cm	75 cm	75 cm
Displacement (cm³)	27.2	27.2	22.7	22.7	22.7	22.7	22.7	22.7	22.7	22.7
Power output (kW/hp)	0.75/1.0	0.75/1.0	0.7/1.0	0.7/1.0	0.7/1.0	0.7/1.0	0.7/1.0	0.7/1.0	0.7/1.0	0.7/1.0
Weight (kg)	4.7*	5.0*	5.5*	5.6*	5.7*	5.0*	5.2*	5.3*	5.4*	5.5*
Sound pressure level*** (dB(A))	98.0	98.0	93.0	93.0	93.0	94.0	94.0	94.0	94.0	93.0
Sound power level*** (dB(A))	104.0	104.0	104.0	104.0	104.0	104.0	104.0	104.0	104.0	104.0
Vibration level left/right**** (m/s²)	6.1/10.0	5.6/9.7	1.7/2.5	2.1/2.3	2.5/1.5	2.5/2.5	2.0/1.7	2.4/1.9	1.6/1.5	3.3/4.5
Total length (cm)	95	110	120	120	135	109	121	109	133	124
STIHL anti-vibration system	●	●	●	●	●	●	●	●	●	●
Rotary handle	–	–	●	●	●	●	●	●	●	–
STIHL ElastoStart	●	●	–	–	–	–	–	–	–	–
Long-life air filter system	●	●	●	●	●	●	●	●	●	●
Stroke rate (1/min)	3,800	3,800	3,100	3,100	3,100	5,000	5,000	5,000	5,000	3,100
Bar length (cm)	45	60	60	60	75	50	60	60	75	75
Tooth spacing (mm)	30	30	38	38	38	30	30	30	30	38
Order number	4228 011 2908	4228 011 2912	4237 011 2920	4237 011 2926	4237 011 2921	4237 011 2900	4237 011 2901	4237 011 2909	4237 011 2902	4237 011 2930

Electric hedge trimmers									
	HSE 41	HSE 51	HSE 61	HSE 61 60 cm	HSE 71	HSE 71	HSE 81	HSE 81	HSE 81
	45 cm	50 cm	50 cm	NEW	60 cm	70 cm	50 cm	60 cm	70 cm
Rated voltage (V)	230	230	230	230	230	230	230	230	230
Power consumption (W)	400	430	500	500	600	600	650	650	650
Weight (kg)	2.9**	3.0**	4.1**	4.2**	4.2**	4.4**	4.3**	4.4**	4.6**
Sound pressure level*** (dB(A))	84.0	84.0	83.0	83.0	85.0	85.0	85.0	86.0	86.0
Sound power level*** (dB(A))	95.0	95.0	94.0	94.0	96.0	96.0	96.0	97.0	97.0
Vibration level left/right**** (m/s²)	3.4/2.3	3.3/1.7	3.6/3.2	3.6/3.2	3.2/2.0	3.2/2.0	2.9/2.0	3.1/2.1	3.1/2.1
Total length (cm)	86	91	113	121	123	133	113	123	133
Rotary handle	–	–	●	●	●	●	●	●	●
Stroke rate (1/min)	3,400	3,400	3,200	3,200	2,800	2,800	2,800	2,800	2,800
Bar length (cm)	45	50	50	60	60	70	50	60	70
Tooth spacing (mm)	21	23	29	29	36	36	36	36	36
Order number	4814 011 3500	4814 011 3504	4812 011 3526	4812 011 3500	4812 011 3527	4812 011 3528	4812 011 3529	4812 011 3530	4812 011 3531

● Standard

E = ErgoStart
R = Pruning

T = Trimming

* Excluding fuel, fully assembled

** Without electrical cable

*** K factor according to Dir. 2006/42/EC = 2.5 (dB(A))

**** K factor according to Dir. 2006/42/EC = 2 m/s²

Cordless hedge trimmers					
	HSA 65 50 cm	HSA 65 50 cm	HSA 65 50 cm	HSA 85 62 cm	HSA 85 62 cm
	NEW	NEW	NEW	NEW	NEW
Weight without battery, not including blade guard (kg)	3.5	–	–	3.7	–
Weight without battery, not including blade guard (kg)	–	4.6	4.6	–	4.8
Sound pressure level*** (dB(A))	83	83	83	83	83
Sound power level*** (dB(A))	94	94	94	94	94
Vibration level left/right**** (m/s²)	2.2/1.6	2.2/1.6	2.2/1.6	2.2/1.7	2.2/1.7
Stroke rate while idling (1/min)	3,000	3,000	3,000	3,000	3,000
Bar length (cm)	50	50	50	62	62
Cutting bar length (cm)	57	57	57	69	69
Tooth spacing (mm)	30	30	30	30	30
Cutting depth max. (mm)	22	22	22	22	22
Tooth length (mm)	19	19	19	19	19
Diamond-finished cutter teeth	Single-sided	Single-sided	Single-sided	Double-sided	Double-sided
Cut protection	Integrated	Integrated	Integrated	Screw-on	Screw-on
Number of AP 80 batteries	–	1	1	–	2
Battery voltage (V)	–	36	36	–	36
AP 80 battery capacity (Ah)	–	2.2	2.2	–	2.2
AP 80 battery running time (min)	–	up to 45	up to 45	–	up to 45
Charger	–	AL 100	AL 300	–	AL 300
Order number	4851 011 3500	4851 200 0000	4851 200 0004	4851 011 3501	4851 200 0002

Tip protector



Protects the tip of the hedge trimmer's cutting blade from wear and tear while working in contact with the ground.

Suitable for	Order no.
HS 81 T	4237 792 9000
HS 86 T	4237 790 9800
HS 81 R	4237 790 9802
HS 86 R	4237 790 9801

Catch-all for the blade



Catch-all made from plastic for catching the cuttings.

For use with the 75 cm bar.

Suitable for	Order no.
HS 86 R	4237 740 3302
HS 86 T	4237 740 3300

Blade position kit

Conversion kit for adjusting the position of the blades after wear and tear.

Blade position set, adjustable, 60 cm	
Suitable for	Order no.
HS 81 R	4237 007 1008
HS 81 T	4237 007 1001

Blade position set, adjustable, 75 cm	
Suitable for	Order no.
HS 81 R, HS 86 R	4237 007 1009
HS 81 T	4237 007 1002



Cutting-edge technology in detail

Extended length hedge trimmers

With the extended length hedge trimmers from STIHL, you can whip tall hedges and bushes into shape without the need for scaffolding. Tall, long or wide – these petrol-powered or electric tools come in a normal size or a K version with a shorter shaft and can handle hedges of all sizes. Plus you'll be able to work more comfortably thanks to the variably adjustable cutter bar and convenient loop handle. Choose the right tool from the various performance classes and shaft lengths depending on your particular requirements.




- 1 Lightweight gear system**
Housing is made from magnesium, and therefore exceptionally light.
- 2 Excellent cutting performance**
The high blade speed delivers precise, high-quality cutting results.
- 3 Quick-release adjustment system**
The cutter bar can be adjusted in increments through a range of 135° in two directions and can be folded and locked parallel to the shaft for transport (transport position).

- 4 Shaft length as needed**
The extended length hedge trimmers with long shaft are mainly used for high and wide hedges. The shorter K versions with an extended tube handle are a useful option for working on low hedges.



- 5 Belt loop**
- 6 STIHL 4-MIX engine**
- 7 Multi-function handle**
- 8 Loop handle**

- 5 Belt loop**
The belt loop for the harness can be rotated, which makes the tool more maneuverable. Only on HL 95, HL 100 and HLE 71.
- 6 STIHL 4-MIX engine**
Combines the advantages of both a 2-stroke and a 4-stroke engine. Lower emissions, no need to change the oil, less obtrusive noise. Excellent engine power and high torque.
- 7 Multi-function handle**
The multi-function handle on the extended length hedge trimmers enables all the engine functions to be easily controlled.
- 8 Loop handle**
The loop handle gives you maximum flexibility and easy operation even where space is limited (only on HL 95, HL 100, HLE 71 and HLE 71 K).



- 1 Lightweight gear system**
- 2 Excellent cutting performance**
- 3 Quick-release adjustment system**
- 4 Shaft length as needed**

Further information:
STIHL extended length hedge trimmers have many useful features. But depending on the model, the featured fittings can deviate from those pictured here.

More information on technical details and features can be found in the table on page 119. Visit us online at www.stihl.com for further product information and the address of your local STIHL dealer. Your authorized STIHL dealer will be happy to help and advise.

Petrol-powered extended length hedge trimmers

HL 90 K

0° – straight
CE




Displacement	Power output
28.4 cm³	0.95 kW/1.3 hp
Weight	Total length
5.7 kg*	165 cm

Order no.
4280 200 0025

Short, powerful extended length hedge trimmer with a low weight. Ideal for contouring hedges and bushes. With straight, non-adjustable gear system.

HL 95

135° adjustable
CE



Displacement	Power output
28.4 cm³	0.95 kW/1.3 hp
Weight	Total length
6.9 kg*	248 cm

Order no.
4280 200 0026

Long, strong extended length hedge trimmer with variably adjustable cutter bar. Ideal for pruning hedges as well as comfortable use near the ground.

Further versions: (see table on the right for all data and features)

HL 95 K

with short shaft

HL 100

135° adjustable
CE



Displacement	Power output
31.4 cm³	1.05 kW/1.4 hp
Weight	Total length
6.9 kg*	248 cm

Order no.
4280 200 0017

Long and most powerful STIHL extended length hedge trimmer with variably adjustable cutter bar. Ideal for pruning hedges as well as comfortable use near the ground.

Further versions: (see table on the right for all data and features)

HL 100 K

with short shaft

NEW RTS backpack system

for the HL 95 and HL 100 extended length hedge trimmers




Order no.
0000 790 4400

The comfortable RTS backpack system can be adapted to suit the user's size by altering the position at which it is mounted. It enables particularly strength-saving and ergonomic work, especially during prolonged use.

Electric extended length hedge trimmers and overview

HLE 71

125° adjustable
CE



Rated voltage	Power consumption
230 V	600 Watt
Weight	Total length
5.9 kg**	254 cm

Order no.
4813 011 2904

Long and quiet: the electric extended length hedge trimmer with variably adjustable cutter bar. Ideal for high and wide hedges in noise-sensitive areas.

Further versions: (see table below for all data and features)

HLE 71 K

with short shaft



135° or 125° gear system

The cutter bar can be set in increments through a working range of 135° or 125°. For space-saving transport and storage, it can be folded and locked parallel to the shaft.



S = Short shaft * Excluding fuel, fully assembled ** Without electrical cable

	Petrol-powered extended length hedge trimmers					Electric extended length hedge trimmers	
	HL 90 K (0°)	HL 95 (135°)	HL 95 K (135°)	HL 100 (135°)	HL 100 K (135°)	HLE 71 (125°)	HLE 71 K (125°)
Displacement (cm³)	28.4	28.4	28.4	31.4	31.4	—	—
Power output (kW/hp)	0.95/1.3	0.95/1.3	0.95/1.3	1.05/1.4	1.05/1.4	—	—
Rated voltage (V)	—	—	—	—	—	230	230
Power consumption (W)	—	—	—	—	—	600	600
Weight (kg)	5.7*	6.9*	6.4*	6.9*	6.4*	5.9**	5.6**
Sound pressure level*** (dB(A))	91.0	89.0	88.0	88.0	88.0	84.0	85.0
Sound power level*** (dB(A))	102.0	102.0	102.0	101.0	102.0	95.0	96.0
Vibration level left/right**** (m/s²)	4.1/5.8	5.2/5.0	5.3/5.0	4.2/4.9	4.0/4.6	7.6/3.6	6.9/4.3
Stroke rate (1/min)	4,100	4,100	4,100	4,100	4,100	4,000	4,000
Bar length (cm)	50	50	50	50	50	50	50
Total length (cm)*****	165	248	205	248	205	254	211
Tooth spacing (mm)	35	35	35	35	35	35	35
STIHL anti-vibration system	●	●	●	●	●	—	—
Automatic decompression	●	●	●	●	●	—	—
Toolless fuel cap	●	●	●	●	●	—	—
Harness/carrying system	—	●	—	●	—	●	●
STIHL 2-MIX engine/4-MIX engine	4-MIX	4-MIX	4-MIX	4-MIX	4-MIX	—	—
Order number	4280 200 0025	4280 200 0026	4280 200 0027	4280 200 0017	4280 200 0019	4813 011 2904	4813 011 2901

● Standard *** K factor according to Dir. 2006/42/EC = 2.5 (dB(A)) **** K factor according to Dir. 2006/42/EC = 2 m/s² ***** With cutting attachment For more information visit www.stihl.com



If you want palatial grounds to look their best, you need perfect maintenance without a racket. STIHL cleaning systems.

Blowers and vacuum shredders – cutting-edge technology in detail	122 – 123
Blowers/Electric blowers	124 – 125
Overview and accessories for blowers	126
Other cleaning systems in the STIHL range	127
Backpack blowers/Overview and accessories	128 – 129
Vacuum shredders and electric vacuum shredders/Overview and accessories	130 – 131
High-pressure cleaners – cutting-edge technology in detail	132 – 133
High-pressure cold water cleaners RE 108-RE 162 PLUS/Overview	134 – 137
Accessories for the high-pressure cleaners RE 108 – RE 162 PLUS	138 – 139
High-pressure cold water cleaners RE 271 PLUS – RE 471 PLUS/Overview	140 – 141
High-pressure hot water cleaners/Overview	142 – 143
Accessories for the high-pressure cleaners RE 271 PLUS – RE 661 PLUS	144 – 146
Accessories for high-pressure cleaners	147
Wet & dry vacuum cleaners – cutting-edge technology in detail	148 – 149
Wet & dry vacuum cleaners/Overview	150 – 151
Accessories for wet & dry vacuum cleaners	152 – 155

Cutting-edge technology in detail

Blowers and vacuum shredders

With air speed of up to 90 m/s, or approx. 320 km/h, STIHL blowers clear away that autumn carpet of wet leaves in the courtyard, around the garden or on paths. But without all the bluster. STIHL cleaning systems are designed to reduce noise to a minimum – while retaining maximum performance. The same is true of our vacuum shredders and backpack blowers.



1 Locking throttle with stop button

The throttle can be locked in the full power position. One quick press of the stop button with the thumb switches the machine off. It is then automatically ready to start again immediately.

2 Modern tool design

The engine housing with rounded corners is less susceptible to dirt and is easy to clean.

3 Soft-grip zone

For a secure and comfortable grip. The integrated anti-static system counteracts the build up of an electrostatic charge.

4 STIHL anti-vibration system

Reduces vibration to a minimum and ensures optimum working comfort even during prolonged activity.

5 STIHL ErgoStart (E)

The easy start system means that starting the engine is virtually jolt-free and saves you effort.

6 Catalytic converter (D)

Distinctly reduces the quantity of harmful substances in the emissions.

7 Muffler

The muffler built into the blower tube maintains a relatively low noise level without reducing blowing power.


8 Length-adjustable blower tube

The blower tube length can be adjusted to suit the height of the user and the task at hand.

Further information:

STIHL blowers and vacuum shredders have a whole range of practical fittings. Depending on the chosen tool, the feature specifications may nevertheless deviate from those pictured here.

More information on technical details and features can be found in the tables on pages 126, 129 and 131. Visit us online at www.stihl.com for further product information and the address of your local STIHL dealer. Your authorized STIHL dealer will be happy to help and advise.




BG 56-D



Blower with excellent power-to-weight ratio. Quickly clears leaves and grass cuttings from any surface. With round nozzle.

Displacement	Weight
27.2 cm³	4.2 kg*
Order no.	
4241 011 1700	

BG 66-D



Very quiet blower with impressive blowing power. With round nozzle.


Displacement	Weight
27.2 cm³	4.4 kg*
Order no.	
4241 011 1704	

Further versions: (see table on page 126 for all data and features)

BG 66 C-E D

with ErgoStart and catalytic converter

BG 86-D



Very powerful air stream for clearing large areas of leaves and grass. With comfortable STIHL anti-vibration system, plus round and flat nozzles.

Displacement	Weight
27.2 cm³	4.5 kg*
Order no.	
4241 011 1702	

Further versions: (see table on page 126 for all data and features)


BG 86 C-E

with ErgoStart



The strong, silent type


The STIHL BG 66 with integrated muffler was especially designed for use in noise-sensitive areas. The noise-reduction perceived by the human ear is as much as 35%** lower than the previous model. Relatively low noise emissions notwithstanding, the BG 66 proves a powerful, reliable aide with high blowing power.



E = ErgoStart
D = Catalytic converter
* Excluding fuel, fully assembled
** Measured according to EN-ISO22868



BGE 71



Rated voltage	Power consumption	Weight
230 V	1,100 Watt	3.0 kg**
Order no.		
4811 011 1523		

The competitively-priced basic version of the extra quiet electric blower. Perfect for use in built-up areas. Highly effective noise reduction with powerful blower capacity. With the retrofittable vacuum function it can also be used as a vacuum shredder.

BGE 81



Rated voltage	Power consumption	Weight
230 V	1,400 Watt	3.3 kg**
Order no.		
4811 011 1531		

High-performance electric blower for quiet cleaning jobs in residential areas. Very strong air stream and comfortable soft-touch handle. Ideal for clearing large areas. Electronic speed adjustment for changing the air stream intensity. With the retrofittable vacuum function it can also be used as a vacuum shredder.

** Without electrical cable

Overview and accessories for blowers

	Blowers					Electric blowers	
	BG 56 D	BG 66 D	BG 66 C E D	BG 86 D	BG 86 C E	BGE 71	BGE 81
Displacement (cm³)	27.2	27.2	27.2	27.2	27.2	–	–
Rated voltage (V)	–	–	–	–	–	230	230
Power consumption (W)	–	–	–	–	–	1,100	1,400
Weight (kg)	4.2*	4.4*	4.7*	4.5*	4.5*	3.0**	3.3**
Sound pressure level*** (dB(A))	89.0	86.0	86.0	90.0	90.0	85.0	89.0
Sound power level*** (dB(A))	103.0	98.0	98.0	103.0	103.0	100.0	103.0
Vibration level left/right**** (m/s²)	7.5	7.8	2.1	1.7	1.7	1.0	4.1
Air throughput (m³/h)	710 ^①	710 ^①	710 ^①	610 ^②	610 ^②	510 ^②	570 ^②
Max. air throughput (m³/h)	730 ^③	730 ^③	730 ^③	810 ^③	810 ^③	670 ^③	750 ^③
Max. air speed (m/s)	64 ^①	64 ^①	64 ^①	85 ^②	85 ^②	66 ^②	76 ^②
Round nozzle	●	●	●	●	●	–	–
Flat nozzle	–	–	–	●	●	●	●
Vacuum adaptor kit	○	–	–	○	○	○	○
One-hand operation	●	●	●	●	●	●	●
Manual fuel pump	●	●	●	●	●	–	–
STIHL ElastoStart	○	○	–	●	●	–	–
STIHL ErgoStart (E)	–	–	●	–	●	–	–
STIHL anti-vibration system	–	–	●	●	●	–	–
Catalytic converter (D)	●	●	●	●	●	–	–
STIHL 2-MIX engine/4-MIX engine	2-MIX	2-MIX	2-MIX	2-MIX	2-MIX	–	–
Order number	4241 011 1700	4241 011 1704	4241 011 1701	4241 011 1702	4241 011 1705	4811 011 1523	4811 011 1531

● Standard
○ Retrofittable (special accessory)

E = ErgoStart
D = Catalytic converter

① With round nozzle in blower mode
② With flat nozzle in blower mode
③ Without blower attachment

* Excluding fuel, fully assembled
** Without electrical cable
*** K factor according to Dir. 2006/42/EC = 2.5 (dB(A))
**** K factor according to Dir. 2006/42/EC = 2 m/s²

Vacuum adaptor kit



Converts the blower into a vacuum shredder.

For STIHL BG 56, BG 86

Order no.
4241 700 2200

Vacuum adaptor kit




Converts the electric blower into an electric vacuum shredder.

For STIHL BGE 71, BGE 81

Order no.
4811 700 2200

Curved flat nozzle

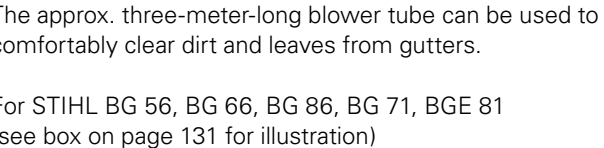


The narrow profile of the flat nozzle ensures high air speed. Perfect for removing hard-to-shift dirt (e.g. wet leaves). Its curved shape enables it to more accurately target dirt and debris.

For STIHL BG 56, BG 86, BGE 71, BGE 81

Order no.
4241 708 6302

Gutter cleaning set



The approx. three-meter-long blower tube can be used to comfortably clear dirt and leaves from gutters.

For STIHL BG 56, BG 66, BG 86, BG 71, BGE 81 (see box on page 131 for illustration)

Order no.
4241 007 1003

Other cleaning systems in the STIHL range

Just as multifaceted as your work: the STIHL KombiSystem and STIHL MultiSystem also deliver sparkling results. The bristle brush, power sweep and blower quickly transform your KombiEngine or MultiEngine into a top-quality, high-performance cleaning tool, with which you can clear grass cuttings, leaves and refuse from all kinds of surfaces including paths and flowerbeds.

Practical helpers for the KombiSystem



KW-KM power sweep
Made with robust plastic paddles. Thoroughly clears flat surfaces of dirt, sand, gravel and fallen leaves. Ideal for sweeping footpaths and roads. Guard extension included.



KB-KM bristle brush
The stiff bristles even pick the dirt out of gutters and grooves. The brush rotates backwards so that the dirt is always pushed forward.



BG-KM blower
Its low weight and high blowing power make it quick and easy to clear paths and open areas of leaves and grass cuttings.

See pages 94–101 for further details about the KombiSystem.

Practical helpers for the MultiSystem



KW-MM power sweep
Thoroughly clears flat surfaces of dirt, sand, gravel and fallen leaves. Ideal for sweeping footpaths and roads. Guard extension included.



KB-MM bristle brush
Thoroughly removes dirt and stains from paved areas or uneven natural stone surfaces. Guard extension included.

See pages 102–105 for further details about the MultiSystem.



BR 380/BR 420



Displacement

Weight

56.5 cm³

9.1 kg*

Order No.

4203 011 1616

The STIHL BR 420 blower can be turned into a universal mist blower with a special conversion kit.

BR 500



Displacement

Weight

64.8 cm³

10.1 kg*


Order no.

4282 200 0011

Amazingly quiet blower. With length-adjustable blower tube.

The strong, silent type

The BR 500 with integrated muffler was especially designed for use in noise-sensitive areas. The noise level perceived by the human ear is as much as 59%** less than the previous model. Relatively low noise emissions notwithstanding, the BR 500 proves a powerful, reliable aide with high blowing power.



BR 550



Displacement

Weight

64.8 cm³

9.9 kg*

Order no.

4282 200 0012

High-performance blower. With length-adjustable blower tube.

BR 600



Displacement

Weight

64.8 cm³

9.8 kg*

Order no.

4282 200 0013

Extremely high-performance blower. With length-adjustable blower tube.


Backpack blowers					
	BR 380	BR 420	BR 500	BR 550	BR 600
Displacement (cm³)	56.5	56.5	64.8	64.8	64.8
Weight (kg)*	9.1	9.1	10.1	9.9	9.8
Sound pressure level** (dB(A))	98.0	101.0	88.0	94.0	99.0
Sound power level** (dB(A))	109.0	108.0	97.0	105.0	107.0
Vibration level*** (m/s²)	1.3	1.3	1.4	1.6	1.8
Air throughput (m³/h) with nozzle	800	800	810	900	1.210
Max. air throughput (m³/h)¹	1,260	1,260	1,380	1,490	1,720
Max. air speed (m/s)	82	82	81	89	90
Hip belt	○	—	○	○	●
STIHL anti-vibration system	●	●	●	●	●
One-hand operation	●	●	●	●	●
Chest belt	○	○	○	○	○
Automatic decompression	—	—	●	●	●
Length-adjustable blower tube	●	●	●	●	●
Bicycle handle	—	—	○	○	○
STIHL 2-MIX engine/4-MIX engine	—	—	4-MIX	4-MIX	4-MIX
Order number	4282 200 0011	4282 200 0011	4282 200 0011	4282 200 0012	4282 200 0013

● Standard
○ Retrofittable (special accessory)

¹ Without blower attachment/nozzle

** K factor according to Dir. 2006/42/EC = 2.5 (dB(A))
*** K factor according to Dir. 2006/42/EC = 2 m/s²

Intake grille




Order no.

4203 760 8100

The grille over the intake opening prevents leaves from being drawn into the machine, with no loss of power (supplementary range for the STIHL BR 380 and SR 420).


Hip belt



Order no.

4203 710 9102

For BR 380




For BR 500, BR 550

4282 710 9100

Soft padding for a great fit. Evenly distributes the tool's load over the hips without pressure. For comfortable working even during prolonged use.


Curved flat nozzle



For BR 380, SR 420

Order no.

4203 701 8300




For BR 500, BR 550, BR 600

4282 708 6340

Enables work on large surfaces thanks to broadly spread air stream parallel to the ground.

Bicycle handle




Order no.

4282 790 1700

For BR 500, BR 550, BR 600

Ensures strength-saving operation by distributing recoil from the blower onto both arms. Particularly useful in conjunction with the curved nozzle.


NEW Straight round nozzle



For BR 500


Order no.

4282 708 6370



For BR 550

4282 708 6360



For BR 600

4282 708 6350

The straight nozzle makes work much less strenuous.

NEW Chest belt



Order no.

0000 790 7700

For BR 500, BR 550, BR 600

Ensures the shoulder straps are securely positioned.

* Excluding fuel, fully assembled ** measured according to EN-ISO22868

SH 56-D



High-suction vacuum shredders. Blower function comes as standard. With blower tube and round nozzle.

Displacement	Weight
27.2 cm ³	5.3 kg*
Order no.	
4241 011 0900	

Further versions: (see table on page 131 for all data and features)

SH 56 C-E D

with ErgoStart and catalytic converter

SH 86-D



Extremely powerful suction. Ideal for clearing large areas. Blower function comes as standard. With STIHL anti-vibration system for extra comfort, plus blower tube, round and flat nozzles.

Displacement	Weight
27.2 cm ³	5.7 kg*
Order no.	
4241 011 0902	

SHE 71



Rated voltage	Power consumption	Weight
230 V	1,100 Watt	4.1 kg**
Order no.		
4811 011 0821		

The basic version of the electric vacuum shredder. Quietly collects leaves and grass cuttings with powerful suction. Perfect for use in residential areas. Blower function comes as standard.

SHE 81



Rated voltage	Power consumption	Weight
230 V	1,400 Watt	4.5 kg**
Order no.		
4811 011 0830		

High-performance electric vacuum shredder for quietly cleaning large surfaces and use around the house. Comfortable soft-touch handle. Electronic speed adjustment for changing the suction intensity. Blower function comes as standard. Simple tool-free conversion.

Vacuum shredder operating principle

STIHL vacuum shredders are ideal for **sucking up** leaves and other light, loose debris out of corners, lightwells, gutters, paths, flowerbeds etc.



The **impeller** with rotary blade compresses dry leaves to as little as 1/14 of their original volume, making the most of the capacious **collection bag**.



STIHL vacuum shredders can also be used as **blowers**, for thorough cleaning.



E = ErgoStart D = Catalytic converter * Excluding fuel, fully assembled ** Without electrical cable

	Vacuum shredders			Electric vacuum shredders	
	SH 56 D	SH 56 C E D	SH 86 D	SHE 71	SHE 81
Displacement (cm ³)	27.2	27.2	27.2	—	—
Rated voltage (V)	—	—	—	230	230
Power consumption (W)	—	—	—	1,100	1,400
Weight (kg)	5.3*	5.3*	5.7*	4.1**	4.5**
Sound pressure level*** (dB(A))	93.0	93.0	96.0	85.0	88.0
Sound power level*** (dB(A))	104.0	104.0	105.0	101.0	103.0
Vibration level left/right**** (m/s ²)	7.5/6.3	7.5/6.3	1.8/1.5	1.2/0.8	5.6/2.6
Air throughput (m ³ /h) in suction mode	710	710	770	580	650
Electronic speed adjustment	—	—	—	—	●
Round nozzle	●	●	●	—	—
Flat nozzle	—	—	●	●	●
Fittings include blower mechanism ①	●	●	●	●	●
Manual fuel pump	●	●	●	—	—
STIHL ElastoStart	○	—	●	—	—
STIHL ErgoStart (E)	—	●	—	—	—
STIHL anti-vibration system	—	—	●	—	—
Catalytic converter (D)	●	●	●	—	—
STIHL 2-MIX engine/4-MIX engine	2-MIX	2-MIX	2-MIX	—	—
Order number	4241 011 0900	4241 011 0901	4241 011 0902	4811 011 0821	4811 011 0830

● Standard ○ Retrofittable (special accessory) ① Vacuum shredder can also be used as a blower *** K factor according to Dir. 2006/42/EC = 2.5 (dB(A)) **** K factor according to Dir. 2006/42/EC = 2 m/s²

Dust-reducing vacuum bag



Vacuum bag for particularly dusty jobs.

For STIHL SH 56, SH 86

Order no.
4229 708 9701

Curved flat nozzle



For STIHL SH 56, SH 86, SHE 71, SHE 81

Order no.
4241 708 6302

Gutter cleaning set

For STIHL SH 56, SH 86, SHE 71, SHE 81, (see illustration below)

Order no.
4241 007 1003

Robust rotary blade

The rotary blade in the SH 56 and SH 86 is made from high-quality steel and reliably shreds all kinds of cuttings.



Gutter cleaning set

The practical and approx. 3 m-long gutter cleaning kit for blowers and vacuum shredders enables you to blast even hard-to-reach gutters.



Cutting-edge technology in detail

High-pressure cleaners

High-pressure for a dazzling appearance: the high-pressure cleaners from STIHL enable you to clean surfaces, paths and cars efficiently, quickly and comfortably – thanks to a whole host of practical features. For example, you can regulate the pressure on the nozzle whenever necessary. The anti-twist coupling and integrated hose drum keep things in order while reeling in the hose. And thanks to the integrated accessory holder, all the necessary parts will be right where you need them. Cleaning has never been this much fun.



1 Professional sprayer

New, comfortable professional sprayer. Easier to hold and to operate, it makes the job less tiring so you can work for longer. The ergonomic design helps to absorb recoil from the water jet. Quick-release coupling makes changing the spray lance and accessories a snap.

2 Integrated hose drum

For tidily stowing away the hose. The hose drum brake prevents inadvertent unrolling.

3 Detergent tank with transparent level indicator

Allows you to see at a glance how much cleaning agent is left.

4 Automatic switch-off

On the basic model, the electric engine automatically switches off as soon as the trigger is released. The tool is then in standby mode.

5 Measuring system

With the measuring system, a cleaning agent can be added to the jet of water (from an internal or external tank).

6 Adjustable pressure/flow control

Allows easy adjustment of the water flow and working pressure to suit the particular cleaning job.

7 Safety shutdown

Disconnects the machine from the mains electricity supply if it is left switched on and not in use for thirty minutes.

8 Oil system with equalizing tank and oil gauge glass

Reliably prevents excess pressure and the resultant loss of oil at the pump. This effectively reduces wear on vital components.

9 Pump with ceramic pistons

The ceramic pistons reduce wear to a minimum to ensure the pump has a long service life.

10 Low speed engine and robust brass pump

With a higher displacement pump, the low-speed engine revolves at a lower rate. This ensures a longer engine and pump unit service life, while helping to reduce the noise level.

11 Engine time lag switch

The engine runs for an additional 20 seconds after the trigger has been released. This reduces the machine's on and off cycles, which helps to boost its service life.

12 Double spray lance holder

Both spray lances, the flat jet nozzle and the rotary nozzle can be slotted into the machine for storage.

Further technology highlights and information:

■ Anti-twist coupling

Prevents the hose from tangling.

■ Pressure control on the nozzle/trigger handle

For easily adjusting the pressure while you work.

STIHL high-pressure cleaners have many useful features. But depending on the model, the featured fittings can deviate from those pictured here.

More information on technical details and features can be found in the tables on pages 135, 137, 141 and 143. Visit us online at www.stihl.com for further product information and the address of your local STIHL dealer. Your authorized STIHL dealer will be happy to help and advise.



High-pressure cold water cleaners

Overview

Put pressure on the dirt around your house and garden: with handy, compact and powerful STIHL high-pressure cold water cleaners. The aluminum telescoping handle can be easily retracted to save storage space. And thanks to the practical accessories holder, you'll always have the right brushes and detergents on hand.

RE 108



Working pressure

10–110 bar

Max. water throughput

440 l/h

Weight

15.0 kg

Order no.

4765 012 4500



Hose and swivel power cable holder, rotary and flat jet nozzles and the cleaning agent spray set all come as standard.

RE 118



Working pressure

10–125 bar

Max. water throughput

500 l/h

Weight

17.0 kg

Order no.

4766 012 4500



The lower transport handle makes loading a breeze. Standard with the steel-reinforced high-pressure hose.

RE 128 PLUS



Working pressure

10–135 bar

Max. water throughput

500 l/h

Weight

17.0 kg

Order no.


4767 012 4500



With the integrated hose drum, you'll always have the steel-reinforced hose under control. The lower transport handle makes carrying and loading a breeze.

Aluminum telescoping handle

The aluminum telescoping handle can be retracted for easy transportation and to save storage space.



	High-pressure cold water cleaners ^②		
	RE 108	RE 118	RE 128 PLUS
Working pressure (bar)	10–110	10–125	10–135
Max. pressure (bar) ^①	120	140	150
Min. water throughput (l/h)	380	400	420
Max. water throughput (l/h)	440	500	500
Max. water supply temperature (°C)	40	60	60
Mains voltage (V/Hz)	230/1~/50	230/1~/50	230/1~/50
Power cable length (m)	5	5	5
Power consumption (kW)	1.7	2.1	2.3
Weight (kg)	15.0	17.0	17.0
Sound pressure level** (dB(A))	71.9	68.7	70.0
Sound power level** (dB(A))	84.5	81.3	82.6
Vibration level*** (m/s ²)	< 2.5	< 2.5	< 2.5
High-pressure hose (length in m)	8	8*	9*
Integrated hose drum	—	—	•
Automatic switch-off	•	•	•
Rotary nozzle	•	•	•
Flat jet nozzle with pressure adjustment	•	•	•
Detergent spray set	•	•	•
Spray gun with anti-twist coupling	•	•	•
Maintenance free (oil filling lifespan)	•	•	•
Swivel cable holder	•	•	•
Aluminum telescoping handle	•	•	•
Aluminum transport handle	—	•	•
Fold-out front cover with nozzle storage	•	•	•
Accessories holder on case	•	•	•
High-pressure hose holder	•	•	—
Order number	4765 012 4500	4766 012 4500	4767 012 4500

- Standard

① Max. permissible system pressure


② When using STIHL high-pressure cold water cleaners, please comply with local waste water regulations
- * Steel-reinforced

** K factor according to Dir. 2006/42/EC = 1 (dB(A))


*** K faktor according to Dir. 2006/42/EG = 2 m/s²

Accessories: The matching accessories can be found starting on page 138.


Nothing could be simpler - thanks to numerous practical details




Flat jet nozzle with pressure adjustment



Revolvable spray lance



Compact nozzle system with push-in coupling



Anti-twist coupling and quick-release coupling

134

For more information visit www.stihl.com

135

High-pressure cold water cleaners

Overview

When the cleaning jobs get bigger – such as in workshops and garages – the STIHL models RE 142 through to RE 162 PLUS demonstrate their strength. Equipped with water pressure of up to 150 bar, you'll be able to powerfully negotiate even the toughest dirt and grime. Plus you can work comfortably, with a clear overview of all the controls, easily adjustable pressure and water flow and a range of accessories close at hand.

RE 142

Working pressure	Max. water throughput
10–140 bar	610 l/h

Weight
23.0 kg

Order no.
4743 012 4500



Rotary and flat jet nozzles and adjustable pressure/flow control come as standard.

RE 142 PLUS

Working pressure	Max. water throughput
10–140 bar	610 l/h

Weight
23.5 kg

Order no.
4743 012 4501



Rotary and flat jet nozzles, adjustable pressure/flow control and integrated hose drum come as standard.

RE 162 PLUS

Extended warranty for 3 years

Working pressure	Max. water throughput
10–150 bar	650 l/h

Weight
24.5 kg

Order no.
4744 012 4502



Rotary and flat jet nozzles, adjustable pressure/flow control and integrated hose drum come as standard. With ceramic coated pistons for a longer service life.

Accessories: The matching accessories can be found starting on page 138.



High-pressure cold water cleaners®			
	RE 142	RE 142 PLUS	RE 162 PLUS
Working pressure (bar)	10–140	10–140	10–150
Max. pressure (bar) ①	150	150	160
Min. water throughput (l/h)	540	540	570
Max. water throughput (l/h)	610	610	650
Max. water supply temperature (°C)	60	60	60
Mains voltage (V/Hz)	230/1~/50	230/1~/50	230/1~/50
Power cable length (m)	5	5	5
Power consumption (kW)	2.9	2.9	3.3
Weight (kg)	23.0	23.5	24.5
Sound pressure level* (dB(A))	77.7	77.7	79.7
Sound power level* (dB(A))	91.6	91.6	93.6
Vibration level ** (m/s²)	< 2.5	< 2.5	< 2.5
High-pressure hose (length in m), steel-reinforced	9	12	12
Integrated hose drum	–	•	•
Automatic switch-off	•	•	•
Rotary nozzle	•	•	•
Flat jet nozzle with pressure adjustment	•	•	•
Maintenance free (oil filling lifespan)	•	•	•
Power cable holder	•	•	•
Accessory holder	•	•	•
Detergent measuring system	•	•	•
Transparent detergent tank, removable (l)	2.5	2.5	2.5
External detergent supply	•	•	•
High-pressure hose holder	•	–	–
Pressure gauge	•	•	•
Adjustable pressure/flow control	•	•	•
Brass pump head	•	•	•
Ceramic coated pistons	–	–	•
Anti-twist coupling	•	•	•
Order number	4743 012 4500	4743 012 4501	4744 012 4502

• Standard

① Max. permissible system pressure
② When using STIHL high-pressure cold water cleaners, please comply with local waste water regulations.

* K factor according to Dir. 2006/42/EC = 1 (dB(A))
** K factor according to Dir. 2006/42/EC = 2 m/s²



Pressure gauge and pressure/flow control

Allows the easy adjustment of the water flow and working pressure to suit the particular cleaning job. Not only is this practical, it is also eco-friendly and helps to reduce your water consumption.



Holder for standard and optional accessories

Enhancements such as the accessories holder and power cable holder ensure that you always have your accessories within easy reach and everything is kept tidy.



Accessories for the high-pressure cleaners RE 108 – RE 162 PLUS



Spray lance extension



Length 410 mm. Models from 2007 onwards.

For RE 108 – RE 162 PLUS

Order no.

4900 500 0303

Water filter



Protects the pump against dirt from the water supply ³/₄".

For RE 108 – RE 162 PLUS

Order no.

4900 500 5401

HP hose extensions ²



For a longer reach. Easy to connect and robust thanks to reinforced steel mesh. Also available with textile mesh.

Textile mesh, 7 m (with screw coupling) for RE 108 – RE 128 PLUS

Order no.

4900 500 8200

Steel mesh, 7 m (with quick-release coupling) for RE 108 – RE 162 PLUS

4900 500 8201

Steel mesh, 10 m (with quick-release coupling) for RE 108 – RE 162 PLUS

4900 500 8202

Steel mesh, 20 m (with quick-release coupling) for RE 142 – RE 162 PLUS

4900 500 8203

Suction set



Length 3 m. For obtaining water supply without pressure from rain barrels and cisterns. The use of a water filter is recommended when using the suction set.

For RE 108 – RE 162 PLUS

Order no.

4900 500 0500

Backflow preventer including ³/₄"³ couplings



Prevents water flowing back out of the high-pressure cleaner into the drinking water supply.

For RE 108 – RE 162 PLUS

Order no.

4900 500 5700

Wet sandblasting set



For cleaning brickwork and metal objects. Best results with STIHL SB 90 blasting granulate.

For RE 108 – RE 162 PLUS

Order no.

4900 500 1801

Pipe cleaning set



Length 15 m. With nozzle. Extremely flexible. Also suitable for smaller diameter pipes.

For RE 108 – RE 162 PLUS

Order no.

4900 500 8000

Extension cord

15 m x 1.5 mm² for 230 volt alternating current, neoprene housing H 07 RN-F.

For RE 108 – RE 162 PLUS

Order no.

0000 881 5415



Washing brush



Large-area washing brush
Width 280 mm. With integrated rubber lip and high-pressure nozzle. For cleaning delicate surfaces.

For RE 108 – RE 128 PLUS

Order no.

4900 500 6000



Cleaning set
Including: flat jet nozzle, large-area washing brush and angled nozzle (90°). For cleaning hard-to-reach areas.

For RE 108 – RE 128 PLUS

Order no.

4900 500 6100



Washing brush
Universal cleaning brush.

For RE 142 – RE 162 PLUS

Order no.

4900 500 3003



Rotating washing brush
Rotating inner brush, ø 160 mm, adjustable working angle.

For RE 108 – RE 162 PLUS¹

Order no.

4925 500 5900

Surface cleaner RA 101



Including spray lance extension. For quick and splash-free cleaning of large areas.

For RE 108 – RE 162 PLUS

Order no.

4900 500 3902

Spray lance



Angled
For cleaning hard-to-reach areas.

470 mm with nozzle for RE 108 – RE 162 PLUS¹

Order no.

4900 500 1902



Long, angled
For cleaning hard-to-reach areas.

1,080 mm with nozzle for RE 108 – RE 162 PLUS

Order no.

4900 500 1903

¹ Recommendation: use the spray lance extension in conjunction with RE 108, RE 118 and RE 128 Plus (order no. 4900 500 0303)

² HP hose extension cannot be rolled up on the hose drum

³ High pressure cleaners without water tanks should only be connected to the drinking water supply with a backflow preventer

High-pressure cold water cleaners

Overview

Your customers rely on you in trade and agriculture. And in your battle against stubborn dirt you can rely on STIHL high-pressure cleaners. Every inch of these professional tools is designed to maximize efficiency: high performance, long service life, less maintenance. The low-speed engine revolves at a lower rate, so it produces less noise. The trigger on the new professional sprayer is easier to keep pressed while you're cleaning, which means less tiring work for you. Even controlling the water flow is easier: you can adjust the flow with a finger without interrupting your work.

RE 271 PLUS



NEW with new professional sprayer

Working pressure

20–140 bar

Max. water through-put

660 l/h

Weight

40.0 kg

Order no.

4757 012 4515



With low-speed engine for long service life, integrated hose drum, rotary nozzle and STIHL professional sprayer.

RE 281 PLUS



NEW with new professional sprayer

Working pressure

20–160 bar

Max. water through-put

760 l/h

Weight

40.0 kg

Order no.

4753 012 4517



With low-speed engine for long service life, integrated hose drum, rotary nozzle and STIHL professional sprayer.

RE 361



NEW with new professional sprayer

Working pressure

20–180 bar

Max. water through-put

1,080 l/h

Weight

60.0 kg

Order no.

4747 012 4510



With low-speed engine for long service life and STIHL professional sprayer with integrated adjustable pressure/flow control.

RE 361 PLUS



NEW with new professional sprayer

Working pressure

20–180 bar

Max. water through-put

1,080 l/h

Weight

73.0 kg

Order no.


4747 012 4518



With low-speed engine for long service life, integrated hose drum, rotary nozzle and STIHL professional sprayer with integrated adjustable pressure/flow control.

Accessories: The matching accessories can be found starting on page 144.

RE 461 PLUS



NEW with new professional sprayer

Working pressure

20–220 bar

Max. water through-put


1,130 l/h

Weight

89.0 kg


Order no.

4748 012 4511



With low-speed engine for long service life, safety shutdown, integrated hose drum, rotary nozzle and STIHL professional sprayer with integrated adjustable pressure/flow control.

RE 471 PLUS



NEW with new professional sprayer

Working pressure

20–180 bar

Max. water through-put


1,300 l/h

Weight

89.0 kg

Order no.

4748 012 4513



With low-speed engine for long service life, safety shutdown, integrated hose drum, rotary nozzle and STIHL professional sprayer with integrated adjustable pressure/flow control.

High-pressure cold water cleaners ①						
	RE 271 PLUS	RE 281 PLUS	RE 361	RE 361 PLUS	RE 461 PLUS	RE 471 PLUS
Working pressure (bar)	20–140	20–160	20–180	20–180	20–220	20–180
Min. water throughput (l/h)	600	700	1,000	1,000	1,050	1,200
Max. water throughput (l/h)	660	760	1,080	1,080	1,130	1,300
Max. water supply temperature (°C)	60	60	60	60	60	60
Engine speed (rpm)	1,450	1,450	1,450	1,450	1,450	1,450
Mains voltage (V/Hz)	230/1~/50	400/3~/50	400/3~/50	400/3~/50	400/3~/50	400/3~/50
Power cable length (m)	5	5	5	5	5	5
Power consumption (kW)	3.2②	4.2	6.5②	6.5②	7.8②	7.8②
Weight (kg)	40.0	40.0	60.0	73.0	89.0	89.0
Sound pressure level* (dB(A))	74.6	76.4	74.2	74.2	73.3	74.7
Sound power level* (dB(A))	87.9	89.6	87.7	87.7	86.7	88.2
Vibration level ** (m/s²)	< 2.5	< 2.5	< 2.5	< 2.5	< 2.5	< 2.5
High-pressure hose (length in m), steel-reinforced	15	15	10	15	20	20
Integrated hose drum	●	●	–	●	●	●
Anti-twist coupling	●	●	●	●	●	●
Rotary nozzle	●	●	–	●	●	●
Engine time lag switch	–	–	–	–	●	●
Oil system with equalizing tank	–	–	●	●	●	●
Pressure gauge	●	●	●	●	●	●
Adjustable pressure/flow control	●/–	●/–	●/●	●/●	●/●	●/●
Pressure control on the nozzle	●	●	●	●	●	●
Safety shutdown	–	–	–	–	●	●
Automatic switch-off	●	●	●	●	●	●
Brass pump head and ceramic pistons	●	●	●	●	●	●
Detergent tank with level indicator (l)	4	4	7	7	7	7
Detergent measuring system	●	●	●	●	●	●
External detergent supply	●	●	●	●	●	●
Oil gauge glass	●	●	●	●	●	●
Professional sprayer	●	●	●	●	●	●
Order number	4757 012 4515	4753 012 4517	4747 012 4510	4747 012 4518	4748 012 4511	4748 012 4513

● Standard

① When using STIHL high-pressure cold water cleaners, please comply with local waste water regulations.
② The electrical installation on site must be configured for this rating

* K factor according to Dir. 2006/42/EC = 1 (dB(A))
** K factor according to Dir. 2006/42/EC = 2 m/s²

No matter whether you're in construction, shipping or agriculture: cleaning needs to be fast and thorough. Better still if it can be done spontaneously as the need arises. This is where the high-pressure hot water cleaners from STIHL truly shine. With the new professional sprayer, water pressure and flow can be adjusted by hand without having to disrupt your work. In addition, less force is required to keep the trigger depressed while you're working. The anti-twist coupling keeps your long hoses in check and offer full mobility. And quickly changing the spray lance or accessories couldn't be easier. Uncouple, snap on and you're done.

RE 581



NEW with new professional sprayer

Max. water throughput

25–160 bar

710 l/h

Weight

131.0 kg

Order no.

4751 012 4515



With low-speed engine and brass pump head for long service life, 10 m high-pressure hose and the STIHL professional sprayer with integrated adjustable pressure/flow control.

RE 581 PLUS



NEW with new professional sprayer

Max. water throughput

25–160 bar

710 l/h

Weight

134.0 kg

Order no.

4751 012 4516



With low-speed engine and brass pump head for long service life, integrated hose drum, 15 m high-pressure hose and the STIHL professional sprayer with integrated adjustable pressure/flow control.

RE 661 PLUS



NEW with new professional sprayer

Max. water throughput

25–170 bar

860 l/h

Weight

185.0 kg

Order no.

4752 012 4513



With low-speed engine and brass pump head for long service life, integrated hose drum, 20 m high-pressure hose and the STIHL professional sprayer with integrated adjustable pressure/flow control.

Operating and control unit

Everything in view, everything within reach: the main switch for hot and cold water operation, the temperature control, the patented selection and metering valve for detergent supply, the pressure gauge and the displays for machine diagnostics.



Heat exchange system

The vertical heat exchange system achieves efficiency levels of at least 92 %. This means that the high-pressure cleaners consume much less fuel and are particularly clean thanks to their efficient combustion.



High-pressure hot water cleaners ^①			
	RE 581	RE 581 PLUS	RE 661 PLUS
Working pressure (bar)	25–160	25–160	25–170
Min. water throughput (l/h)	650	650	800
Max. water throughput (l/h)	710	710	860
Max. water supply temperature (°C)	40	40	40
Max. water temperature (°C)	80	80	80
Steam level (°C)	140	140	140
Engine speed (rpm)	1,450	1,450	1,450
Mains voltage (V/Hz)	400/3–/50	400/3–/50	400/3–/50
Power cable length (m)	5	5	10
Power consumption (kW)	4.5	4.5	5.6 ^②
Weight (kg)	131.0	134.0	185.0
Sound pressure level* (dB(A))	74.1	74.1	73.8
Sound power level* (dB(A))	88.6	88.6	88.8
Vibration level ** (m/s ²)	< 2.5	< 2.5	< 2.5
High-pressure hose (length in m), steel-reinforced	10	15	20
Integrated hose drum/with brake	–/–	●/–	●/●
Anti-twist coupling	●	●	●
Fuel tank (l)	15	15	35
Detergent tank (l)	10	10	15 +10
Detergent measuring system	●	●	●
Infinitely variable temperature control	●	●	●
External detergent supply	●	●	●
Brass pump head and ceramic pistons	●	●	●
Oil system with equalizing tank	●	●	●
Low oil level shut-off switch	●	●	●
Automatic switch-off	●	●	●
Engine time lag switch	●	●	●
Low fuel indicator	●	●	●
Flame monitor	●	●	●
Low anti-limescale indicator	●	●	●
Service interval	●	●	●
Adjustable pressure/flow control on the trigger	●/●	●/●	●/●
Pressure control on the nozzle	●	●	●
Professional sprayer	●	●	●
Order number	4751 012 4515	4751 012 4516	4752 012 4513

● Standard

① When using STIHL high-pressure hot water cleaners, please comply with local waste water regulations

② The electrical installation on site must be configured for this rating

* K factor according to Dir. 2006/42/EC = 1 (dB(A))

** K factor according to Dir. 2006/42/EC = 2 m/s²

The advantages of the new STIHL professional sprayer:

Tidy professional arguments



Comfortable cleaning

Water – at the push of a button. Thanks to new technology, you won't need to exert as much energy* to release the water jet. Plus it's easier* to keep the trigger pressed while you're cleaning.

* Compared to the previous model



Work made easy

As part of its new ergonomic design, the trigger features an optimal work angle. So you can comfortably keep the trigger pressed, even over longer periods – plus recoil is effectively absorbed.



Quick change

The quick-release coupling saves you time as it enables you to quickly and easily change the sprayer and accessories by hand.



Water flow precision**

The adjustable pressure/flow control can be operated with a single finger and enables you to change the cleaning specifications to suit the job at hand – without interrupting your work.

** Trigger with adjustable pressure/flow control only available on certain models as an accessory



Accessories: The matching accessories can be found starting on page 144.

For more information visit www.stihl.com

142

143

Accessories for the high-pressure cleaners


RE 271 PLUS – RE 661 PLUS

Washing brush



Rotating washing brush
Professional configuration, brush insert replaceable. Adjustable working angle, with natural bristles.

For RE 271 PLUS – RE 661 PLUS	Order no.
with screw-release coupling	4925 500 3000
NEW with quick-release coupling	4900 500 5900



Large-area washing brush®
Easily attached to straight or angled spray lances. Natural bristles, width 250 mm


For RE 271 PLUS – RE 661 PLUS	Order no.
	4900 500 3011

Spray lances



Straight (without nozzle).


For RE 271 PLUS – RE 661 PLUS	Order no.
Length 350 mm	
with screw-release coupling	4925 500 0900
NEW with quick-release coupling	4925 500 0960
Length 500 mm	
with screw-release coupling	4925 500 0909
NEW with quick-release coupling	4925 500 0961
Length 1,070 mm	
with screw-release coupling	4925 500 0918
NEW with quick-release coupling	4925 500 0962
Length 1,800 mm	
with screw-release coupling	4925 500 0947
NEW with quick-release coupling	4925 500 0963
Length 2,500 mm	
with screw-release coupling	4925 500 0948
NEW with quick-release coupling	4925 500 0964



Angled (without nozzle).


For RE 271 PLUS – RE 661 PLUS	Order no.
Length 1,070 mm	
with screw-release coupling	4925 500 0908
NEW with quick-release coupling	4925 500 1900

Nozzles




Round jet nozzle
Jet angle 0°, extremely hard spot jet.

Nozzle size 0004 for RE 271 PLUS, RE 581, RE 581 PLUS	Order no.
	4900 502 1003
Nozzle size 0005 for RE 281 PLUS, RE 661 PLUS	Order no.
	4900 502 1004
Nozzle size 0006 For RE 461 PLUS	Order no.
	4900 502 1007
Nozzle size 0007 for RE 361, RE 361 PLUS	Order no.
	4900 502 1006
Nozzle size 0008 for RE 471 PLUS	Order no.
	4900 502 1008



High-pressure nozzles
Jet angle 30°, universal nozzle for all kinds of cleaning on large areas.


Nozzle size 2504 for RE 271 PLUS, RE 581, RE 581 PLUS	Order no.
	4900 502 1029
Nozzle size 25045 for RE 661 PLUS	Order no.
	4900 502 1030
Nozzle size 2505 for RE 281 PLUS	Order no.
	4900 502 1031
Nozzle size 2506 for RE 461 PLUS	Order no.
	4900 502 1033
Nozzle size 25065 for RE 361, RE 361 PLUS	Order no.
	4900 502 1034
Nozzle size 2508 for RE 471 PLUS	Order no.
	4900 502 1036



High-pressure nozzles
Jet angle 60°, for delicate surfaces, excellent for working on large areas.

Nozzle size 5006 for RE 271 PLUS, RE 461 PLUS, RE 581, RE 581 PLUS, RE 661 PLUS	Order no.
	4900 502 1060
Nozzle size 5007 for RE 361, RE 361 PLUS	Order no.
	4900 502 1061
Nozzle size 5008 for RE 471 PLUS	Order no.
	4900 502 1062

Accessories: Nozzle cap



Protects the high-pressure nozzle from mechanical wear and tear.

For RE 271 PLUS – RE 661 PLUS	Order no.
	4900 502 0900


Nozzles



Rotary nozzles (turbo nozzle, dirt cutter)
Rapidly rotating spot jet for attacking particularly stubborn dirt, good for large areas.

W12 040 for RE 271 PLUS, RE 581, RE 581 PLUS	Order no.
	4900 500 1641
W12 050 for RE 281 PLUS	Order no.
	4900 500 1649
W11 045 for RE 661 PLUS	Order no.
	4900 500 1645
W11 060 for RE 461 PLUS	Order no.
	4900 500 1662
W11 065 for RE 361, RE 361 PLUS	Order no.
	4900 500 1665
W11 080 for RE 471 PLUS	Order no.
	4900 500 1681

Spray lances with rotary nozzle



Straight version. Rapidly rotating spot jet for attacking particularly stubborn dirt, good for large areas.

W12 040 for RE 271 PLUS, RE 581 PLUS with screw-release coupling	Order no.
NEW with quick-release coupling	4900 500 1640
	4925 500 8304
W12 045 for RE 661 PLUS with screw-release coupling	Order no.
NEW with quick-release coupling	4900 500 1660
	4925 500 8305
W12 050 for RE 281 PLUS with screw-release coupling	Order no.
NEW with quick-release coupling	4925 500 1605
	4925 500 8306
W11 060 for 461 PLUS with screw-release coupling	Order no.
NEW with quick-release coupling	4900 500 1661
	4925 500 8301
W11 065 for RE 361, RE 361 PLUS with screw-release coupling	Order no.
NEW with quick-release coupling	4900 500 1628
	4925 500 8302
W11 080 for 471 PLUS with screw-release coupling	Order no.
NEW with quick-release coupling	4900 500 1680
	4925 500 8303




NEW HD hose extensions



Increase your operational range. Easily connected using an adaptor. Made from reinforced steel mesh.

DN 06, M24 x 1.5 for RE 271 PLUS, RE 281 PLUS	Order no.
10 m	4925 500 0840
20 m	4925 500 0841
DN 08, M27 x 1.5 [®] for RE 361 – RE 661 Plus	Order no.
10 m	4925 500 0842
15 m	4925 500 0843
20 m	4925 500 0844

Accessories: HD hose adaptor



For connecting HP hoses.

M24 x 1.5 for RE 271 PLUS, RE 281 PLUS	Order no.
	4925 503 0800
M27 x 1.5 for RE 361 – RE 661 PLUS	Order no.
	4925 503 1205

① For use with spray lances ② HP hose extension cannot be rolled up on the hose drum

Accessories for the
RE 271 PLUS – RE 661 PLUS high-pressure cleaners

Wet sandblasting kit



Removes dirt from brickwork and paint or rust from metal components. For STIHL SB 90 blasting granulate.

Nozzle size 05
For RE 271 PLUS, RE 281 PLUS, RE 581, RE 581 PLUS, RE 661 PLUS
with screw-release coupling
NEW with quick-release coupling

Order no.

4900 500 1811
4925 500 1800

Nozzle size 06
For RE 461 PLUS
with screw-release coupling
NEW with quick-release coupling

4900 500 1810
4925 500 1801

Nozzle size 07
For RE 361, RE 361 PLUS
with screw-release coupling
NEW with quick-release coupling

4900 500 1802
4925 500 1802

Nozzle size 08
For RE 471 PLUS
with screw-release coupling
NEW with quick-release coupling

4900 500 1822
4925 500 1803

Pipe cleaning set



With nozzle, highly flexible even in narrow pipes.

For RE 271 PLUS – RE 661 PLUS
Length 10 m
with screw-release coupling
NEW with quick-release coupling

Order no.

4900 500 1716
4925 500 8000

Length 20 m
with screw-release coupling
NEW with quick-release coupling

4900 500 1721
4925 500 8001

Water filter



Protects the pump against dirt from the water supply, 3/4".

For RE 271 PLUS – RE 661 PLUS

Order no.
4900 500 5401

Suction set



Professional configuration, length 3 m, 3/4". The use of a water filter is recommended when using the suction set.

For RE 271 PLUS – RE 471 PLUS

Order no.
4925 500 0500

Backflow preventer including 3/4" couplings



Prevents water flowing back out of the high pressure cleaner into the drinking water supply.

For RE 271 PLUS, RE 281 PLUS

Order no.
4900 500 5700



For RE 361 – RE 471 PLUS

Order no.
4900 500 5701

NEW Screw coupling/quick-release coupling adapter



Adapter for connecting screw coupling spray lances and accessories to the new trigger with quick-release coupling.

Order no.
4925 500 6700

Accessories for all high-pressure cleaners



Protective clothing	Protective eyewear	Work gloves	
	Made from stable, abrasion-resistant plastic, elastic side protection guard, good rear ventilation to prevent misting, also suitable for people who wear glasses.	Nitrile-coated, keeps out moisture.	
Size	–	M	L
Order number	0000 884 0307	0000 884 1151	0000 884 1152



© High pressure cleaners without water tanks should only be connected to the drinking water supply with a backflow preventer

Cutting-edge technology in detail

Wet & dry vacuum cleaners

A good vacuum cleaner will keep your floors clean in your home, yard, workshop or at work. But wet & dry vacuum cleaners from STIHL can do more. Plus they're a joy to use, with practical details such as lockable castors and easy maneuvering and the vacuum hose adaptor for power tools, so you can directly vacuum dust and dirt while drilling, sawing or sanding. What's more, it's easy to keep our wet & dry vacuum cleaners neat and tidy – thanks to the integrated accessories holder.

- 7
- 1

Stainless steel handle with quick-release coupling
Quick-release coupling comes as standard and lets you attach a vacuum hose to the handle in the blink of an eye.
- 2

Integrated accessory box
With vacuum hose holder. For convenient storage of the accessory nozzles and the vacuum hose.
- 3

Speed adjustment
Continuously variable suction power adjustment.
- 4

Vacuum tube holder
Firmly secures the vacuum tube.
- 5

Adapter for power tools
The adapter enables dust and dirt to be vacuumed straight off while you are drilling, sawing or sanding.
- 6

Multiple filter system
The washable filter element is hygienic, efficient and environmentally friendly.
- 7

Lockable castors
For easy maneuvering. With brake clamps for locking during use.

- 8

All-purpose floor nozzle
This all-purpose floor nozzle cleans any kind of flooring quickly and thoroughly.
- 9

Automatic switch-on function (E) and power outlet
Power tools can be connected directly on to the vacuum for extra convenience. The vacuum is switched on and off automatically via the power tool.
- 10

Filter cleaning
After the vacuum pipe socket is closed and the on/off switch has been pressed, the filter element is quickly and simply cleaned.
- 11

Power cable holder
For space-saving storage of the power cable.
- 12

Stainless steel vacuum tube
Robust and durable vacuum tube.



Further technology highlights and information:

■ **Extensive accessories**

We offer a comprehensive range of accessories for wet & dry vacuum cleaners.

■ **Soft startup**

To restrict the initial power surge.

STIHL wet & dry vacuum cleaners have a wealth of practical features. Depending on the model, the featured fittings may deviate from those pictured here.

More information on technical details and features can be found in the table on page 151. Visit us online at www.stihl.com for further product information and the address of your local STIHL dealer. Your authorized STIHL dealer will be happy to help and advise.

SE 61



Power (P _{max})	Max. vacuum
1,300 Watt	180 mbar

Intake volume (air)
3,600 l/min

Order no.
4758 012 4400



Particularly convenient. Quickly and easily removes dust, dirt and liquids – indoors and out.

SE 61 E



Power (P _{max})	Max. vacuum
1,300 Watt	180 mbar

Intake volume (air)
3,600 l/min

Order no.
4758 012 4408



With a power outlet for attaching power tools. The vacuum is switched on and off automatically via the power tool.

SE 122



Power (P _{max})	Max. vacuum
1,500 Watt	250 mbar

Intake volume (air)
3,700 l/min

Order no.
4774 012 4400



High-performance wet & dry vacuum cleaner. With speed adjustment and soft startup. With multiple filter system.

SE 122 E



Power (P _{max})	Max. vacuum
1,500 Watt	250 mbar

Intake volume (air)
3,700 l/min

Order no.
4774 012 4405



High-performance wet & dry vacuum cleaner. With speed adjustment and soft startup. Automatic switch-on function and power outlet for power tools. Multiple filter system.

Practical down to the last detail

Version with aluminum pipes and filter cleaning on the SE 61 and SE 61 E. Particularly tidy – thanks to integrated accessory holder and practical attachment for holding the vacuum hose.



Vacuuming while sawing

The electric STIHL vacuum cleaner models are automatically switched on and off via the power tools and are equipped with extensive standard fittings for a wide range of cleaning tasks. Dust, dirt, shavings and liquids can be quickly removed.



Wet & dry vacuum cleaners						
	SE 61	SE 61 E	SE 121	SE 121 E	SE 122	SE 122 E
Max. vacuum (mbar)	180	180	230	230	250	250
Air intake volume (l/min)	3,600	3,600	3,600	3,600	3,700	3,700
Container capacity (l)	20	20	27	27	30	30
Mains voltage (V/Hz)	230/1~/50	230/1~/50	230/1~/50	230/1~/50	230/1~/50	230/1~/50
Max. power consumption P _{max} (W)	1,300	1,300	1,500	1,500	1,500	1,500
Weight (kg)	6.0	6.0	10.0	10.0	10.0	10.0
Sound pressure level* (dB(A))	72.6	72.6	65.1	65.1	65.1	65.1
Vacuum hose length (m)	2.5	3.5	3.0	3.0	3.0	3.0
Hose diameter (mm)	32	32	36	36	36	36
Optional wet and dry vacuuming	●	●	●	●	●	●
Multiple filter system	●	●	●	●	●	●
Filter cleaning	●	●	●	●	●	●
Filter element/filter bag	●	●	●	●	●	●
Castors with brake clamp	–	–	●	●	●	●
Stainless steel handle with quick-release coupling	–	–	●	●	●	●
Stainless steel vacuum tube	–	–	●	●	●	●
Aluminum vacuum tube	●	●	–	–	–	–
Universal nozzle	●	●	–	–	●	●
Floor/crevice nozzle	●	●	●	●	●	●
Speed adjustment	–	–	–	●	–	●
Soft startup	–	–	–	●	–	●
Automatic switch-on/power outlet (E)	–	●	–	●	–	●
Adapter for power tools	–	●	–	●	–	●
Order number	4758 012 4400	4758 012 4408	4742 012 4400	4742 012 4405	4774 012 4400	4774 012 4405

● Standard

* K factor according to Dir. 2006/42/EC = 1 (dB(A))

Accessories: The matching accessories can be found starting on page 152.

E = Automatic switch-on/power outlet

Accessories for wet & dry vacuum cleaners

Filter bag



Sturdy, tear-resistant material, 5 pack.

For SE 61, SE 61 E
With dust stopper
for SE 122, SE 122 E

Order no.
4901 500 9004

4901 500 9007

Filter elements



Filter casing.

3,150 cm², length 140 mm
for SE 61, SE 61 E

Order no.
4709 703 5900

3,000 cm², length 139 mm
for SE 122, SE 122 E

4742 703 5900



For prolonged periods of wet
vacuuming,
stainless steel.

For SE 61 – SE 122 E

Order no.
4901 501 0900

Nozzles



Special large-area floor nozzle
Aluminum, for large areas, adjustable
height, with replaceable insert,
width 450 mm, attachment ø 36 mm.

Order no.
4901 500 2710

With brush insert
for SE 61 – SE 122 E
With rubber lip insert
for wet vacuuming
for SE 61 – SE 122 E

4901 500 2711



Special wet vacuum floor nozzle
For wet-vacuuming large areas, with
adjustable height, width 400 mm,
attachment ø 36 mm.

Order no.
4901 500 2705

For SE 61 – SE 122 E

Nozzles



Wet vacuum nozzle
For wet vacuuming large areas,
width 300 mm, attachment ø 36 mm.

Order no.
4901 500 7200

For SE 61 – SE 122 E



Floor nozzle
Aluminum removable brush insert,
width 330 mm, attachment ø 36 mm.

Order no.
4901 500 2700

For SE 61 – SE 122 E



Combi suction nozzle
With foot-operated switch
for smooth surfaces and carpets, width
280 mm, attachment ø 36 mm.

Order no.
4901 500 2500

For SE 61 – SE 122 E



Turbine suction brush
Vacuum-driven brushes for extremely
thorough cleaning of textile carpets,
with suction power adjustment, width
300 mm, attachment ø 36 mm.

Order no.
4901 500 3605

For SE 61 – SE 122 E



Vario floor nozzle
Can be used for vacuuming smooth
surfaces and carpets, width 260 mm,
attachment ø 36 mm.

Order no.
4901 500 2701

For SE 61 – SE 122 E



Universal suction nozzle
Aluminum, width 150 mm,
attachment ø 36 mm.

Order no.
4901 502 2310

For SE 61 – SE 122 E



Universal suction nozzle
Plastic with brush, width 115 mm,
attachment ø 36 mm.

Order no.
4901 502 2300

For SE 61 – SE 122 E

Nozzles



Radiator suction nozzle
Consists of crevice nozzle and
special brush, attachment ø 36 mm.

Order no.
4901 500 2610

For SE 61 – SE 122 E



Coarse dirt nozzle*
For construction rubble, gravel etc.,
width 175 mm, attachment ø 50 mm.

Order no.
4901 502 2705

For SE 61 – SE 122 E



Slanted rubber nozzle
For vacuuming delicate surfaces,
length 185 mm, attachment
ø 36 mm.

Order no.
4901 502 2400

For SE 61 – SE 122 E



Brush nozzle
For vacuuming delicate items
(e.g. upholstered furniture), length
230 mm, attachment ø 36 mm.

Order no.
4901 502 2600

For SE 61 – SE 122 E



Crevice nozzle
Plastic, for cleaning hard-to-reach
areas, length 250 mm, attachment ø
36 mm.

Order no.
4901 502 2200

For SE 61 – SE 122 E



Crevice nozzle
Metal, for cleaning boilers and
ovens, length 920 mm, attachment ø
36 mm.

Order no.
4901 502 2201

For SE 61 – SE 122 E



* Retrofitting of the vacuum attachment required (for example 2 x hose collar, hose, handle and vacuum tube)

For more information visit
www.stihl.com

Accessories for wet & dry vacuum cleaners

Handles



Handle, curved
Attachment ø 36 mm.
Plastic with suction power adjustment

Order no.
4901 502 3015

For SE 61, SE 61 E




Handle with collar
Attachment ø 36 mm.
With quick-release coupling.

Order no.
4901 500 4702

For SE 122, SE 122 E

Extension pipes



**Extension pipe (A),
extension pipe with
integrated handle, curved (B)**

Attachment ø 36 mm.
1-part: length 450 mm stainless steel (A)
For SE 61 – SE 122 E
2-part: length 1,100 mm aluminum (A)
For SE 61 – SE 122 E

Order no.
4901 503 1601
4901 503 1610

Attachment ø 50 mm[Ⓢ]
2-part: length 1,100 mm plastic (A)
For SE 61 – SE 122 E
1-part: length 1,100 mm aluminum (B)
For SE 122, SE 122 E

Order no.
4901 503 1605
4901 500 0311

Connector



For connecting vacuum hoses,
attachment ø 50 mm.

Order no.
4901 503 1200

Coupling



For directly connecting
nozzles to the vacuum hose,
attachment ø 36 mm.

Order no.
4901 503 0800

For SE 122, SE 122 E

Vacuum hoses



Can be cut to any length, temperature
resistant to 70 °C (length given in m).

Order no.
4901 501 0801
4901 501 0803
4901 501 0804
4901 501 0806

ø 27 mm, anti-static
ø 32 mm
ø 36 mm
ø 50 mm



With adapter for power tools.

Order no.
4901 500 0520
4901 500 0503

Not anti-static (A), ø 27 mm x 3.5 m
for SE 122, SE 122 E
Anti-static (B), ø 27 mm x 3.5 m
for SE 122, SE 122 E

Adapter for power tools



For connecting power tools with
vacuum capability.

Order no.
4901 503 1510
4901 503 1502

Not anti-static, for vacuum hose,
ø 32 mm
for SE 61, SE 61 E
Anti-static, for vacuum hose, ø 27 mm
for SE 61 – SE 122 E



For connecting the vacuum hose
to power tools with vacuum capability.
With quick-release coupling.

Order no.
4901 500 7301

For SE 122, SE 122 E

Hose collar



Rotatable, container-side.

Order no.
4901 503 1501
4901 503 1505
4901 503 1500
4901 503 1504
4901 503 1506

ø 50/27 mm
ø 50/32 mm
ø 50/36 mm
ø 50/50 mm
ø 50/27 mm, anti-static



[Ⓢ] Retrofitting of the vacuum attachment required (for example 2 x hose collar, hose, handle and vacuum tube)



If you're a wine grower with a proud heritage, you'll appreciate the passion and care vital for a good vintage. STIHL mistblowers and sprayers.

Mistblowers and sprayers – cutting-edge technology in detail	158 – 159
Mistblowers/Accessories	160 – 161
Sprayers/Accessories	162 – 163

Cutting-edge technology in detail

Mistblowers and sprayers

The aroma of wine is generated by an array of about 1,000 different components and depends on the growing area, type of grape, grape processing, fermentation and storage.* Likewise, a host of factors influences the quality and taste of fruit and vegetables. Optimal maintenance and care are hugely influential in ensuring that each and every plant flourishes and yields a healthy harvest – no matter whether in large plantations or domestic gardens. Needless to say, fertilization and crop protection are indispensable. And STIHL has just the equipment you need. STIHL mistblowers and sprayers are specially designed for spraying liquids across large areas, as well as for spreading substances in a liquid or powder form – either by using a backpack machine with a powerful engine or a purely manual device. Fitted with the appropriate accessories, these machines are even more convenient to use, as well as being more efficient and precise.



- 1 14-liter tank with large filler opening**
The 14-liter tank has a large capacity – meaning that you can work for longer without having to refill. The large filler opening means that refilling is a quick and clean affair. This keeps spillages down to a minimum and the tank is easy to clean.
- 2 2-in-1 conversion mechanism (SR 450)**
The versatile SR 450 machine can be converted from a sprayer to a duster in a few simple steps – you don't even need a separate conversion kit or particular technical skills.

- 3 One-hand multifunction handle**
The control handle houses the controls for the engine as well as the spray fluid valve. In addition to controlling the engine, the flow of spray can be quickly and conveniently started or stopped with one hand – all this with a minimum of waste.
- 4 Measuring system with convenient dosage lever (SR 450)**
The large dosage lever for the dusting or spreading of granulate is located directly below the control handle. With a simple flick of the wrist, it's possible to start – or stop – the flow of powder, or configure the exact concentration via the various precise intermediate settings.
- 5 STIHL anti-vibration system**
The STIHL anti-vibration system reduces the transfer of engine vibrations to the user. That lessens the strain on your back muscles.
- 6 STIHL ElastoStart**
The easy-start system with the special STIHL ElastoStart starter handle facilitates a quick and easy start-up with a minimum of jolting. The integrated muffler element absorbs the load when pulling the starter rope reel.

Further information:
STIHL mistblowers and sprayers have a wealth of features. More information on technical details and features can be found in the table on page 160. Visit us online at www.stihl.com for further product information and the address of your local STIHL dealer. Your authorized STIHL dealer will be happy to help and advise.

Not every equipment feature is available with each product. Ask your STIHL dealer for more details. *Source: <http://de.wikipedia.org/wiki/Wein>

SR 420



Displacement	Weight
56.5 cm ³	11.1 kg*
Order No.	
4203 011 2616	

Powerful mistblower for spreading plant protection agents. Big range. Large-volume spray tank. Can also be used as a blower. Large range of accessories.

NEW SR 430/450



Available from
Spring 2010!

Displacement	Weight
63.3 cm ³	12.8 kg*
Order no.	
4244 011 2641	

Design similar to the SR 430. This model also features the 2-in-1 conversion mechanism, and is therefore also perfect for dusting jobs or for applying granulate on large cultivated areas.

	Mistblowers		
	SR 420	SR 430 NEW	SR 450 NEW
Displacement (cm ³)	56.5	63.3	63.3
Weight (kg)*	11.1	12.2	12.8
Sound pressure level** (dB(A))	101.0	97.0	102.0
Sound power level** (dB(A))	113.0	108.0	109.0
Vibration level*** (m/s ²)	2.3	1.9	1.9
Tank capacity (l)	13	14	14
Max. air throughput (m ³ /h) ^②	1,260	1,300	1,300
Horizontal range (m)	12	14.5	14.5
Dusting function	○	—	●
STIHL anti-vibration system	●	●	●
One-hand operation	●	●	●
STIHL ElastoStart	●	●	●
Long-life air filter system	●	●	●
STIHL 2-MIX engine/4-MIX engine	—	2-MIX	2-MIX
Order number	4203 011 2616	4244 011 2600	4244 011 2641

- Standard
 - Retrofittable (special accessory)
 - ① When using mistblowers, country-specific regulations must be observed.
- ② Without blower attachment
 - ** K factor according to Dir. 2006/42/EC = 2.5 (dB(A))
 - *** K factor according to Dir. 2006/42/EC = 2 m/s²

Hip belt



For SR 420, SR 430, SR 450	Order no.
	4203 710 9102

The hip belt evenly distributes the weight of the mistblower, so it sits comfortably and takes the strain off your back – even over long working periods.



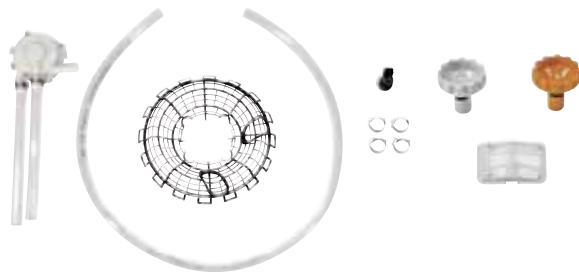
Pressure pump kit with ULV nozzles



For SR 420	Order no.
	4203 007 1029

Liquids are atomized into extremely fine droplets by the ULV nozzles. The pressure pump ensures a constant spraying volume and keeps the liquid properly mixed.

NEW Pressure pump kit



For SR 430, SR 450	Order no.
	4244 007 1004

The pressure pump ensures that the quantity of liquid sprayed remains constant, while also stirring the liquid in the tank. Includes a set of metering gauges.

NEW Set of metering gauges



Ideal for spreading minute quantities of liquid.



ULV metering gauge for spreading very small quantities of liquid as extremely fine droplets.



For SR 430, SR 450	Order no.
	4244 007 1002

* Excluding fuel, fully assembled



NEW SG 10



Weight

0.6 kg*

Order no.

4247 019 4911

Practical manual sprayer with a 1.6-liter tank for house and garden owners. For the simple and accurate application of crop protection agents and fertilizer in smaller plots.

NEW SG 20



Weight

5.2 kg*

Order no.

4247 019 4901

Manual backpack sprayer with a large 18-liter tank and sturdy fittings. For the accurate application of crop protection agents and fertilizer in larger plots. Perfect for private users with big gardens, but also for professionals.

NEW 15 cm extension pipe



Order no.

4247 500 0301


For SG 10

Ideal for using the SG 10 manual sprayer for spraying hard-to-reach plants such as thorny hedges or roses.

	Sprayers ^①	
	SG 10 NEW	SG 20 NEW
Weight (kg)*	0.6	5.2
Tank capacity (l)	1.6	18
Pressure gauge	–	●
Order number	4247 019 4911	4247 019 4901

● Standard
① When using sprayers, country-specific regulations must be observed

NEW 50 cm extension pipe



Order no.

4247 500 0300

For SG 20

For a larger range when working with the backpack SG 20 sprayer. Ideal for spraying trees. The increased distance between the user and the nozzle helps to minimize contact with the crop protection agent.

NEW Telescopic tube



Order no.

4247 500 2100

For SG 20

The telescopic spray lance for the STIHL SG 20 sprayer increases the range covered when spreading crop protection agents by 60 – 100 cm.

NEW Spray shield




Order no.

4247 500 5801

For SG 20

The spray shield concentrates the jet of spray, thereby minimizing the amount of the substance that drifts away.

NEW Fork nozzle




Order no.

4247 500 8500


For SG 20

With its two directionally adjustable nozzles it is used to spray in different directions in conjunction with the SG 20 backpack sprayer. It's ideal for spraying two beds simultaneously, or tackling larger areas.


NEW Pressure valves



For nozzles with a low flow rate. Ensures a constant spraying pressure (1.0 bar) and is therefore optimally suited to spreading herbicides.



Especially for use with the hollow cone nozzle. Ensures a constant spraying pressure (2.0 bar) and is optimally suited to spreading insecticides and fungicides.



Especially for use with the hollow cone nozzle. Ensures a constant spraying pressure (1.5 bar) and is optimally suited to spreading insecticides and fungicides.

For SG 20


Order no.

Control valve yellow with 1.0 bar 4247 500 7400

Control valve red with 1.5 bar 4247 500 7401

Control valve blue with 2.0 bar 4247 500 7402

NEW Set of nozzles









Order no.

4247 007 1005

For SG 20

Consists of two flat jet and two hollow cone nozzles for the SG 20. Flat jet nozzles are ideal for covering large areas. Hollow cone nozzles are great for individual plants.

Application areas for nozzles			
	Flat jet nozzle <ul style="list-style-type: none">• Spraying areas/rows• Flowerbeds, fruit/vegetable plots in greenhouses, lawns• Ideal for applying insecticides, herbicides and fungicides to large areas		400 cc/min
			600 cc/min
	Hollow cone nozzle <ul style="list-style-type: none">• For treating bushes, trees or individual plants• Ideal for applying insecticides, herbicides and fungicides to individual garden plants• Possible to spray plants or leaves from both above and below		200 cc/min
			600 cc/min

* Excluding fuel, fully assembled

162

163



If you're building for leaps and bounds, you'll need strong foundations. STIHL earth auger.

Earth auger – cutting-edge technology in detail	166 – 167
Earth auger/Accessories	168 – 169
Hand held wood drill/earth auger	170

Cutting-edge technology in detail


Earth auger

There are some jobs that you have to do yourself. And there are others that you can happily get done yourself – with the comfortable STIHL earth auger. The low-vibration single-operator auger takes care of work that usually requires a great deal of time and energy: from boring holes for road construction or agricultural purposes, to collecting special soil samples. Innovative and handy equipment features make your work that much more comfortable. Such as the multi-function handle or the STIHL QuickStop drill brake, which brings the auger to an immediate standstill if the drill gets jammed. Fitted with the right accessories, even tricky tasks can be completed faster and more easily.



- 1 Multi-function handle**
All the engine control functions are integrated in the right handgrip. The machine is controlled by finger pressure – so your hand always remains in working position.
- 2 Low-vibration frame grip**
The newly designed frame grip ensures a significant reduction in vibrations. This reduces fatigue and allows you to save your strength.
- 3 Easy start system**
STIHL ElastoStart and the manual fuel pump ensure that the auger is easy to start with virtually no kickback.

- 4 Long-life air filter system**
Together with the compensator integrated in the carburetor, the air filter system reliably protects the engine and requires only infrequent cleaning.
- 5 Large-surface contact cushion**
The large-surface contact cushion rests against your body or leg while drilling. This helps you to control the auger precisely and smoothly.
- 6 QuickStop drill brake including release lever**
The STIHL QuickStop drill brake including release lever interrupts the power flow if the drill gets jammed. Thanks to the brake system, jammed drills can easily be screwed back out.

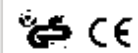


Further information:
STIHL earth augers have many useful features.

More information on technical details and features can be found in the table on page 168. Visit us online at www.stihl.com for further product information and the address of your local STIHL dealer. Your authorized STIHL dealer will be happy to help and advise.

Not every equipment feature is available with each product. Ask your STIHL dealer for more details.

BT 121



Displacement	Weight
30.8 cm³	9.4 kg*

Power output
1.3 kW/1.8 hp

Order no.
4313 011 2104




The single-operator earth auger with QuickStop drill brake is perfect for a variety of applications, e.g. in road construction and agriculture. Saves time and energy when boring holes, planting trees or collecting soil samples. The contact cushion comes as standard for extra user comfort.

BT 360

Displacement	Weight
60.3 cm³	25.9 kg*

Power output
3.0 kW/4.1 hp

Order no.
4308 206 0300



Powerful two-man earth auger with 3 kW power output and hinged carrying frame. Suitable for a large variety of tasks from drilling simple holes in the ground to taking soil samples.

Earth auger bit



For all types of ground.
For BT 106, BT 106 C, BT 120 C, BT 121, 695 mm long

Order no.
ø 40 mm 4404 680 2004
ø 60 mm 4404 680 2006
ø 90 mm 4404 680 2009
ø 120 mm 4404 680 2012
ø 150 mm 4404 680 2015
ø 200 mm 4404 680 2020

For BT 360, 700 mm long

Order no.
ø 90 mm 4400 000 4209
ø 120 mm 4400 000 4212
ø 150 mm 4400 000 4215
ø 200 mm 4400 000 4220
ø 250 mm 4400 000 4225
ø 280 mm 4400 000 4228
ø 350 mm 4400 000 4235

Shaft extension



For BT 106, BT 106 C, BT 120 C, BT 121

Order no.
NEW 250 mm long 4313 680 2300
450 mm long 4311 680 2350

For BT 360

Order no.
500 mm long 4470 000 4205
1.000 mm long 4470 000 4210

Contact cushion



For BT 106 C, BT 120 C

Order no.
4311 748 2500

For BT 121

Order no.
4313 748 2500

PLANT SPIRAL earth auger bit



Special auger bit with a cylindrical shape for boring holes for plants.
For BT 106, BT 106 C, BT 120 C, BT 121, 525 mm long

Order no.
ø 150 mm 4311 680 2515

For BT 360, 420 mm long

Order no.
ø 350 mm 4445 000 4235

Drill chuck



For BT 106, BT 106 C, BT 120 C, BT 121, for twist drills up to 13 mm ø

Order no.
4311 680 4010

Retrofit kit BT 106 C

Brake system retrofit kit for BT 106.



Order no.
4311 160 1000

HEART CRUMBLER earth auger bit



Special auger bit for loosening the soil and planting. For BT 106, BT 106 C, BT 120 C, BT 121, 660 mm long

Order no.
ø 260 mm 4404 680 1900

For BT 360, 870 mm long

Order no.
ø 400 mm 4440 000 4200

	Earth auger	
	BT 121 ^①	BT 360 ^①
Displacement (cm³)	30.8	60.3
Power output (kW/hp)	1.3/1.8	3.0/4.1
Weight (kg)*	9.4	25.9
Sound pressure level** (dB(A))	103.0	—
Sound power level** (dB(A))	109.0	—
Vibration level left/right*** (m/s²)	2.2/2.5	—
Spindle speed (rpm)	190	—
Equipment/Attachment options	Complete ^②	Complete ^③
Electronic ignition	●	●
STIHL ElastoStart	●	●
QuickStop drill brake	●	—
Start lock/Reverse rotation lock	●	●
Long-life air filter system	●	●
Order number	4313 011 2104	4308 206 0300

- Standard
- ① Delivered **without** drilling tool
② With contact cushion
③ With hinged carrying frame
- ** K factor according to Dir. 2006/42/EC = 2.5 (dB(A))
*** K factor according to Dir. 2006/42/EC = 2 m/s²

* Without fuel or drilling tool

Hand held wood drill/earth auger

With its powerful petrol engine, the STIHL BT 45 can easily drill planting holes in the ground or holes measuring up to 25 mm diameter in wood. It keeps on working in low temperatures, when battery-powered drills give up.

BT 45



Displacement

Weight

27.2 cm³


4.8 kg*

Power output

0.8 kW/1.1 hp

Order No.

4314 200 0000



Drilling machine with powerful petrol engine and various wood drills for holes up to 25 mm in diameter. With quick-release chuck, two-speed gearbox and reverse gear for releasing jammed drill bits. Can be started safely in neutral without the tool rotating.

Wood drill



32 cm long

Order No.

4314 682 5013

ø 13 mm

46 cm long

Order No.

4314 682 5019

ø 19 mm

ø 22 mm

ø 25 mm

4314 682 5022

4314 682 5025


Drill chuck with key drill



Order No.

4314 682 5013

Planting auger



59 cm long

Order No.

4314 680 1903

ø 3" (76 mm)

ø 4" (102 mm)

ø 5" (127 mm)

4314 680 1904

4314 680 1905

Earth auger

For drilling wood

BT 45^①

Displacement (cm³)

Power output (kW/hp)

Weight (kg)*

Sound pressure level** (dB(A))

Sound power level** (dB(A))

Vibration level left/right*** (m/s²)

Spindle speed (rpm)

Equipment/Attachment options

Anti-vibration system

Sets of parts for drilling planting holes

Sets of parts for drilling wood

Order number

30.8

1.3/1.8

9.4

103.0

109.0

2.2/2.5

190

Complete^②

●

○

●

4314 200 0000

● Standard

○ Retrofit (special accessory)

① Delivered **without** drilling tool

② With contact cushion

** K factor according to Dir. 2006/42/EC = 2.5 (dB(A))

*** K factor according to Dir. 2006/42/EC = 2 m/s²

Parts sets



For drilling wood (not pictured)

Order No.

4314 007 1000



For boring plant holes

Order No.

4314 007 1001

Harness



Order No.

4314 710 9000

Practical accessory for STIHL BT 45. Ideal for carrying the equipment.

Belts



Order No.

4314 710 6500

Practical accessory for STIHL BT 45. Ideal for supporting the machine whilst keeping the hands free.

Illustrations include special accessories

VIKING – the premium garden brand

VIKING is the STIHL Group’s strong green garden brand. Using garden tools from VIKING will give you outstanding results – whether you’re mowing the lawn, cultivating soil or recycling garden refuse. VIKING – a STIHL Group company – offers innovative technology, high quality and excellent service. Available exclusively from your VIKING dealer. Get the address details on our website: www.stihl.com.

VIKING • A subsidiary of the STIHL Group

170




If you're doing a hard job, you know the value of reliable technology. STIHL cut-off saws.

Cut-off saws – cutting-edge technology in detail	174 – 175
Cut-off saws/Overview and accessories	176 – 177
Carts – cutting-edge technology in detail	178
Carts and accessories	179
Cutting wheels/Accessories	180 – 181

Cutting-edge technology in detail

Cut-off saws

Some tasks are a challenge even for professionals: working with hard materials such as granite, concrete, steel or asphalt, for example. But this is where STIHL cut-off saws really come into their own. Any professional can happily rely on these powerful tools, in road maintenance, construction work or in the emergency services. Innovative technology and useful features make working on even tough jobs less strenuous, more precise and faster – and ensure that the tools need little maintenance even when heavily used.



- 1 Long-life air filter system with cyclone air routing**
Ensures a filter service life of up to a year (depending on the operating conditions) and dispenses with the need to clean the filter at regular intervals.
- 2 STIHL 2-MIX engine with stratified charge system**
Features impressively low emission values and outstanding power output.
- 3 Ergonomic handle design**
The loop handle makes cutting comfortable in any position.
- 4 Magnesium guard**
Cutting wheel guard made from diecast magnesium. Results in a significant reduction in weight. Ergonomically designed guard adjustment function and water system.
- 5 Semi-automatic belt tensioning**
Easy re-tensioning at a uniform level increases the operating life of the belts and bearings.
- 6 STIHL anti-vibration system**
Buffer and spring elements reduce transmission of engine vibrations to the operator's arms and hands. This makes freehand cutting much less strenuous.
- 7 Water connection**
Effective dust suppression thanks to the water connection with a sprinkler system as standard. It is fitted onto the tool so that it never gets in the way of your work.
- 8 STIHL filling system**
Allows the fuel tank to be opened and closed easily and without using tools, and also prevents dust getting in.

Further information:

STIHL cut-off saws have a whole range of practical features. Featured fittings can deviate from those pictured, depending on the model.

More information on technical details and features can be found in the table on page 177. Visit us online at www.stihl.com for further product information and the address of your local STIHL dealer. Your authorized STIHL dealer will be happy to help and advise.

Not every equipment feature is available with each product. Ask your STIHL dealer for more details.

TS 400



Displacement	Weight	Power output
64.1 cm³	9.4 kg*	3.5 kW/4.4 hp

	Order No.
ø 300 mm	4223 011 2810
ø 350 mm	4223 011 2820

Easy to manage, powerful 3.2 kW cut-off saw with decompression valve, compensator and long-life filter system. Water attachment and composite resin cut-off cutting wheel come as standard (300/350 mm). Can be carried by hand or with an FW or FW 20 cart.

TS 410/TS 420



Displacement	Weight	Power output
66.7 cm³	9.6 kg*	3.2 kW/4.4 hp

	Order No.
ø 300 mm	4238 011 2800
ø 350 mm	4238 011 2810

Light and convenient 3.2 kW cut-off saw with a 350 mm cutting wheel for use on all types of jobs. The innovative long-life air filter system with cyclone air routing ensures an extremely long filter service life and increases service intervals. Thanks to its low vibration levels, working with it is less strenuous. Can be operated by hand or together with an FW 20 cart.

TS 700



Displacement	Weight	Power output
98.5 cm³	11.6 kg*	5.0 kW/6.8 hp

	Order no.
ø 350 mm	4224 011 2800

Powerful 5.0 kW cut-off saw with a 350 mm cutting wheel. Designed to deliver peak performance on construction jobs. Extremely long filter service life and increased service intervals thanks to its innovative long-life air filter system with cyclone air routing. Can be operated by hand or together with an FW 20 cart.

TS 800



Displacement	Weight	Power output
98.5 cm³	13.0 kg*	5.0 kW/6.8 hp

	Order no.
ø 400 mm	4224 011 2810

Powerful 5.0 kW cut-off saw with a 400 mm cutting wheel. The biggest cut-off saw in the STIHL range for a maximum cutting depth. Extremely long filter service life and increased service intervals thanks to its innovative long-life air filter system with cyclone air routing. Can be operated by hand or together with an FW 20 cart.

Cut-off saws

	TS 400	TS 410 ^①	TS 420 ^①	TS 700 ^①	TS 800 ^①
Displacement (cm³)	64.1	66.7	66.7	98.5	98.5
Power output (kW/hp)	3.2/4.4	3.2/4.4	3.2/4.4	5.0/6.8	5.0/6.8
Weight (kg)*	9.4/9.75	9.4	9.6	11.6	13.0
Sound pressure level** (dB(A))	101.0	98.0	98.0	101.0	100.0
Sound power level** (dB(A))	109.0	109.0	109.0	113.0	113.0
Vibration level left/right*** (m/s²)	6.8/4.9	3.9/3.9	3.9/3.9	6.6/4.5	6.5/3.9
Cutting wheel (mm)	300/350	300	350	350	400
Max. cutting depth (mm)	100/125	100	125	125	145
Total length (cm)	73.0/75.5	67.5	72.5	85.0	89.0
STIHL anti-vibration system	●	●	●	●	●
Magnesium guard	●	●	●	●	—
Water connection	●	●	●	●	●
Semi-automatic belt tensioning	●	●	●	●	●
Decompression valve/Compensator	●	●	●	●	●
Cyclone air routing	●	●	●	●	●
STIHL 2-MIX engine/4-MIX engine	● ^②	2-MIX	2-MIX	2-MIX	2-MIX
Order number	4223 011 2810 4223 011 2820	4238 011 2800	4238 011 2810	4224 011 2800	4224 011 2810

● Standard ① With synthetic resin cutting wheel ** K factor according to Dir. 2006/42/EC = 2.5 (dB(A))
② Without cyclone air routing *** K factor according to Dir. 2006/42/EC = 2 m/s²

Long-life air filter system with cyclone air routing

The revolutionary long-life air filter system in the TS 410, 420, 700 and 800 models comes with cyclone air routing for even more efficiency:

- Extremely long filter service life (up to a year, depending on operating conditions)
- No regular cleaning of the filter necessary
- Low servicing costs due to extended service intervals



Pressurized water container

The 10-liter capacity pressurized water container for mobile water supply ensures a clean wet cut without creating dust, even on construction sites with no water connection.



Order no.
4223 670 6000

Water connection

Set for
TS 400, TS 460 4201 007 1014



The STIHL water connection for STIHL cut-off saws has two easy-to-clean nozzles. These can be attached to the cut-off saw's magnesium guard. The spray of water damps down the dust created in cutting. For an efficient, clean cut.

For more information on construction helmets and protective equipment see Chapter 13, page 202 on.

Wheel set

For
TS 410, TS 420,
TS 700, TS 800 4224 007 1014



Conversion kit for the front foot. Makes it easier to rest the cut-off saw on the ground. The smooth-running wheels allow the tool to be moved easily over flat, even surfaces.

Construction helmet

Lightweight construction helmet made from polyester with vents on both sides in the top part of the hat's crest. Moisture is absorbed by an adjustable sweatband on the inside. With a rain gutter to channel off water. Tested to EN 397.



Blue Order no.
0000 884 0197



White Order no.
0000 884 0198



Yellow Order no.
0000 884 0199

STIHL cut-off saws are in their element when the going gets tough. But there are some jobs that require precision in handling the toughest materials as well as sheer power. Especially in road maintenance, professionals are required to deliver long cuts with precise edges and exact cutting depths. That's why STIHL have come up with the FW 20 cart. It makes the hand-operated cut-off saws much more versatile. With the tool-free quick locking system, STIHL cut-off saws can be mounted on the cart quickly and easily. The cutting depth for the saw can be precisely set in an instant using the depth adjustment on the upper hand bar. When the work is finished, it just takes a few simple moves to convert the cart-mounted cut-off saw (FW 20 + TS) back into a handheld tool.



- 1 Ergonomic throttle**
Particularly convenient when cutting longer stretches.
- 2 Depth adjustment**
For precise adjustment of the cutting depth from the upper hand bar.
- 3 Water tank**
With quick-release coupling and a large cover. The container can be removed for filling.
- 4 Height adjustment**
The tool can be adjusted to suit the individual height of different operators for greater comfort.
- 5 Mudguard**
Flexible rubber mat as a splash guard for cleaner operation.
- 6 Adjustable wheels**
Adjustable and flexibly attachable. With sealed ball bearings for easy rolling and less wear and tear.
- 7 Quick-tensioning system**
For quick and easy mounting and demounting of the cut-off saw with no tools required.

Further information:
Visit us online at www.stihl.com for further product information and the address of your local STIHL dealer. Your authorized STIHL dealer will be happy to help and advise.

FW 20 cart with conversion kit



The STIHL FW 20 cart turns all hand-operated STIHL cut-off saws into easily maneuverable mobile cutting machines. With little effort you can now produce exact edges over long cuts, with depths accurate to the millimeter.

Order no.
4224 710 1402

Conversion kit with quick-tensioning system



For the FW 20 cart.

	Order no.
TS 400	4223 790 0702
TS 410, TS 420	4238 790 0702
TS 700, TS 800	4224 790 0705




If you want to do the best work possible with a cut-off saw, you know that it's not only the sheer power of the machine that counts. The quality of the cutting wheel is just as vital to the final result. Therefore STIHL cutting wheels are manufactured to meet the highest quality standards. They are specially designed for use with STIHL cut-off saws and are precisely adapted to each specialized task. Depending on the job at hand, you can choose between either diamond cutting wheels for asphalt, concrete and hard stone, or synthetic resin cutting wheels for stone, steel and asphalt.



Synthetic resin cutting wheels

Stone

Cutting wheel for general construction use. Cuts all stone material as well as aluminum and other non-ferrous metals.



Order no.

0835 020 7000

ø 300 x 3.5 mm

0835 020 7001


ø 350 x 4.0 mm

0835 020 7002

ø 400 x 4.5 mm

Steel

A tried-and-tested, extremely sturdy cutting wheel for use in construction or in metal-working industries. Cuts construction steel, structural steel, reinforcement bars and steel girders cleanly and rapidly.



Order no.

0835 010 7000

ø 300 x 3.5 mm

0835 010 7001


ø 350 x 4.5 mm

0835 010 7002

ø 400 x 4.5 mm

Asphalt/ductile cast iron

Special cutting wheel for road construction and pipeline engineering. Cuts asphalt as well as ductile cast iron pipes.



Order no.

0835 030 7000

ø 300 x 3.5 mm

0835 030 7001


ø 350 x 4.0 mm

0835 030 7002

ø 400 x 4.5 mm

Wet cutting

A sturdy cutting wheel for wet cutting stone and concrete without creating dust clouds – with a 30 % longer service life and up to 50 % higher cutting speeds than a dry cutting wheel.



Order no.


0835 020 7004

ø 350 x 4.0 mm

Diamond cutting wheels

Asphalt (A)

Cutting wheel for cutting asphalt, fresh concrete, abrasive concrete and sandstone.



Order no.

0835 080 7000

300

A 5

0835 080 7002

40

A 40

0835 080 7005

80

A 80

350

A 5

0835 080 7001

40

A 40

0835 080 7003

80

A 80

0835 080 7006

400

A 40

0835 080 7004


80

A 80

0835 080 7007

Concrete (B)

Cutting wheel for cutting concrete, clay bricks, exposed aggregate concrete as well as reinforced concrete and general construction materials.



Order no.

0835 090 7000

300

B 5

0835 090 7009

10

B 10

0835 090 7012

20

B 20

0835 090 7015

60

B 60

350

B 5

0835 090 7001

10

B 10

0835 090 7010

20

B 20

0835 090 7013

60

B 60

0835 090 7016

400

B 20

0835 090 7014

60


B 60

0835 090 7017

Diamond cutting wheels

Concrete/Asphalt (BA)

Universal cutting wheel with a wide area of application and a long service life. With its specially aligned segments, this wheel can cut reinforced concrete and concrete blocks just as confidently and cleanly as soft materials such as asphalt.



Order no.

0835 090 7005

300

BA 80

350

BA 80

0835 090 7006


400

BA 80

0835 090 7011

Hard stone/Concrete (SB)

Extremely fast universal diamond cutting wheel for cutting everything from general building materials such as brick, concrete and clinker to hard natural stone such as granite. With its extremely robust and temperature-resistant composition, it can also be used for cutting construction steel up to 10 mm thick. Making it ideal for use in cleanup tasks in disaster relief work.



Order no.

0835 090 7007

300

SB 80

350

SB 80

0835 090 7008

Spacer ring (not pictured)

For diamond cutting wheels

Order no.

4201 760 6100

Adapter for 1" mount. Made of brass.

Application areas for diamond cutting wheels											
Asphalt (A)	A 5										
	A 40										
	A 80										
Concrete (B)	B 5										
	B 10										
	B 20										
	B 60										
Concrete/Asphalt (BA)	BA 80										
Hard stone/Concrete (SB)	SB 80										
		Asphalt	Fresh concrete	Abrasive concrete	Brickwork	Concrete	Reinforced concrete	Concrete blocks	Clinker	Natural stone	Construction steel*
Material properties		soft ▶▶▶▶▶▶▶▶▶▶ hard									

* Construction steel up to 10 mm thick (not suitable for continuous use)

Illustrations include optional equipment

For more information visit www.stihl.com

180

181




If you lovingly tend to your garden,
you'll care for your tools the same way.
STIHL oils and lubricants.

Fuels, lubricants and accessories	184 – 185
Lubricants and accessories	186
Canisters and accessories	187

Fuels, lubricants and accessories

Quality oils and lubricants are essential if high-quality equipment is to measure up to professional standards over time. STIHL oils and lubricants have been specially developed with STIHL tools in mind. Our fuels and lubricants, such as STIHL MotoMix fuel with special petrol formula and STIHL HP Ultra premium oil get the best possible acceleration and service life from our engines. They combust with low residue and avoid deposits while delivering exceptional lubrication. Our saw chain oils stick to and lubricate the chain excellently, prevent resinification even after extended stoppages and have a particularly low environmental impact. And you can store and use the oils and lubricants cleanly and conveniently, with the corresponding selection of canisters and filling systems.



Quality is our agenda

STIHL HP Ultra is a good example of the high quality and eco-friendliness of our oils and lubricants. Basically. All our oils and lubricants are virtually free of potentially harmful substances such as benzene and aromatics. This reduces the toxic content in the emissions from our tools, which helps to protect both people and the environment.

MotoMix – standard container

Ready-mixed fuel (1:50) in a standard container for all STIHL engines. With a new petrol formula and STIHL HP Ultra premium oil. It makes for lastingly clean engines with exceptional lubrication and significantly less toxic emissions than normal fuel, while ensuring smooth engine running and improved acceleration behavior. Container suitable for the STIHL filling system.



	Order no.
3 l	0781 999 6391
5 l	0781 999 6396

Accessory: Filling system for fuel



A simple way to fill up power tools without spilling or overflow.

	Order no.
For 3 + 5 l	0000 890 5005

MotoMix – disposable container

Ready-mixed fuel (1:50) in a disposable container for all STIHL engines. With a new petrol formula and STIHL HP Ultra premium oil.



	Order no.
5 l	0781 999 6003
20 l	0781 999 6004

NEW Accessory: Pouring aids for disposable container



For easy and clean metering and decanting. High flow rate.

	Order no.
For 3 + 5 l*	0000 881 8800
For 20 l**	0000 881 8801
For 20 l***	0000 881 8803

HP 2-stroke engine oil

	Order no.
100 ml (for 5 l)	0781 319 8401
1 l (for 50 l)	0781 319 8410
1 l (for 50 l)	0781 319 8411
5 l (for 250 l)	0781 319 8433
10 l (for 500 l)	0781 319 8434



Frequently used mineral-oil-based 2-stroke engine oil. Specially developed for STIHL engines. Excellent lubrication and combustion properties. Performance class: JASO FD, ISO-L-EGD. Fuel/oil ratio 1:50.

HP Super 2-stroke engine oil

	Order no.
100 ml (for 5 l)	0781 319 8052
1 l (for 50 l)	0781 319 8053
1 l (for 50 l)	0781 319 8054
5 l (for 250 l)	0781 319 8055



Part-synthetic oil with low-ash additives for clean low-smoke combustion. "Low-smoke oil", performance class: JASO-FD, ISO-L-EGD. Fuel/oil ratio 1:50.

HP Ultra 2-stroke engine oil

	Order no.
100 ml (for 5 l)	0781 319 8060
1 l (for 50 l)	0781 319 8061
NEW 5 l (for 250 l)	0781 319 8063



Fully synthetic oil with exceptional lubrication properties. Burns with extremely low residue due to ash-free additive. Suitable for continuous use under the most demanding engine conditions. Performance class: JASO FD, ISO-L-EGD. Fuel/oil ratio 1:50.

BioPlus chain lubricant



	Order no.
1 l	0781 516 3001
3 l	0781 516 3002
5 l	0781 516 3004
20 l ①	0781 516 3007



Particularly eco-friendly with outstanding lubrication and adhesive properties. STIHL BioPlus is derived from plants and completely decomposes in the ground within a short space of time (tested according to OECD 301 B). This is why it was awarded the German "Blue Angel" ecology mark and the European Eco-Label.

SynthPlus chain lubricant



	Order no.
1 l	0781 516 2000
3 l	0781 516 2012
5 l	0781 516 2002
20 l ①	0781 516 2004

Outstanding protection against wear. This part-synthetic high-performance lubricant is made from high-grade refined oils. It prevents resinification during prolonged downtimes.

NEW Pouring aids for chain oil

For easy and clean metering and decanting.




	Order no.
For 3 + 5 l* Spout	0000 881 8802
For 20 l** Tap spout	0000 881 0119

All STIHL oils are suitable for air-cooled and mixture-lubricated engines and have been tested for continuous use on STIHL engines with and without catalytic converters. Petrol/oil mixtures made from different STIHL oils can be mixed together without difficulty.

① Other containers on request




Multipurpose grease



Tube, 80 g	Order no.
Tube, 225 g	0781 120 1109
	0781 120 1110

For lubricating all STIHL hedge trimmers and electric chain saw gear systems.

Grease gun^①




	Order no.
	1108 890 2500

Accessory: Grease for sprocket nose (not shown)

	Order no.
Tube, 225 g	0781 120 1111


Heavy-duty gear lubricant



Tube, 80 g	Order no.
Tube, 225 g	0781 120 1117
	0781 120 1118


For the gear systems of all STIHL brushcutters and clearing saws.

Petrol canister




3 l, transparent	Order no.
5 l, transparent	0000 881 0204
5 l, orange	0000 881 0202
10 l, transparent	0000 881 0200
20 l, transparent	0000 881 0212
Spout	0000 881 0209
	0000 881 0217

UN-approved.




Combination canister, orange




Standard	Order no.
Professional	0000 881 0111
Spout, black, with cap	0000 881 0113
	0000 881 0128

UN-approved, orange/transparent. Twin canister for 5 l fuel and 3 l chain oil.




Professional: Includes two receptacles for holding tools and filling system (tool and filling system not included).

Combination canister, transparent




Standard	Order no.
Professional	0000 881 0120
Spout, black, with cap	0000 881 0123
	0000 881 0128

UN-approved, transparent. Twin canister for 5 l fuel and 3 l chain oil.



Professional: Includes two receptacles for holding tools and filling system (tool and filling system not included).

Filling system for fuel




	Order no.
	0000 890 5005

For STIHL combination canisters, STIHL petrol canisters up to max. 5 l and the MotoMix standard container. Makes light work of refuelling machines.

	Order no.
Spacer	0000 894 6301

For the chain saw series MS 200.


Filling system for chain oil




	Order no.
	0000 890 5004

For STIHL combination canisters, to help prevent spillages and overfilling when refuelling.

Holder




	Order no.
For filling system	0000 881 0126
For standard combination canister.	



	Order no.
For tools	0000 881 0127
For standard combination canister.	


Measuring jug



	Order no.
Max. capacity 5 l	0000 881 0186
Max. capacity 25 l	0000 881 0182

For preparing fuel mixtures.

Metal canister



20 l	Order no.
UN-approved.	0000 881 0205

	Order no.
Flexible spout supports	0000 881 0211
Short design.	

① For guide bars from other manufacturers

For more information visit www.stihl.com

186

187




Those who cherish the diversity of nature,
have the right tool for every cut.
STIHL hand tools and forestry accessories.

Hand tools for stand management	190 – 192
Hand tools for forest work and tree felling	193 – 197
Hand tools for measuring	198
Hand tools for marking	199 – 200
Forestry accessories	201

Hand tools for stand management




Caterpillar shears



Order no.
0000 881 3603


For twigs up to approx. 3 cm in diameter, with draw string and saw blade, without telescoping shaft.

Accessory: Telescoping shaft



For caterpillar shears, approx. 3 m.
Order no.
0000 881 6100


HANDYCUT folding saw



Order no.
0000 881 4110

Hand saw with folding Japanese saw blade, 17 cm, plastic handle.

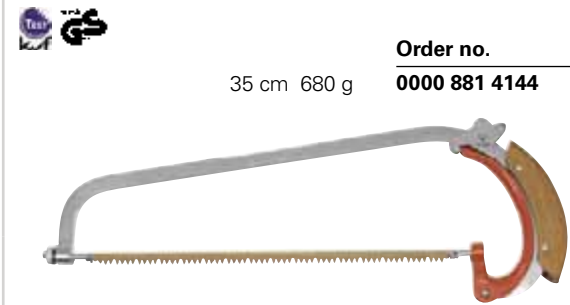
Pruning saw



32 cm
Order no.
0000 881 4111

Hand saw for forestry, orcharding and young stand management, Japanese shape.


Frame saw



35 cm 680 g
Order no.
0000 881 4144

For orcharding. Fine, smooth cut with closely spaced, alternating teeth. Beechwood handle. Powder-coated lever with quick tensioning. High-performance saw blade that is replaceable and rotatable through 360°. Snaps into position every 45° for quick angle setting.


SUPER TURBOCUT telescoping saw



Order no.
0000 881 4141

Professional saw for quality pruning and orcharding, Japanese saw blade, without telescoping pole. Including plastic guard.

Accessory: Telescoping pole



Order no.
0000 881 4113

For the SUPER TURBOCUT telescoping saw, can be adjusted from 184 cm to 465 cm, with non-slip plastic handle.

Hand tools for forest work and tree felling

Marten barking iron

Forged barking iron with 13-cm wide blade for removing light tree bark from softwood that has been fully stripped of its branches. Approx. 600 g.




Without handle
Handle
Rubber handle

Order no.
0000 881 2307
0000 881 2107
0000 881 2500

Daun barking iron

Three-edged, ground barking iron for hassle-free removal of strong tree bark and thin branches. Approx. 750 g.




Without handle
Handle

Order no.
0000 881 2303
0000 881 2109

Black Forest barking iron


Forged barking iron with 13-cm wide blade for removing both light and heavy tree bark. Also good for removing weak branches. Approx. 700 g.



Without handle
Handle
Rubber handle

Order no.
0000 881 2301
0000 881 2107
0000 881 2500


Aluminum rotating splitting wedge



800 g
Order no.
0000 881 2219

Highly effective splitting action due to twisted shape.


Steel splitting wedge



1,900 g
Order no.
0000 881 2205

Complete with wooden insert and ring.


Aluminum felling wedge



190 g
Order no.
0000 881 2201


With barbed flanks.

Aluminum felling and cleaving wedge




820 g
Order no.
0000 881 2209

Forged, smooth with middle groove.



820 g
Order no.
0000 881 2210


Forged, with textured surface for a secure grip even on frozen wood.



600 g
1,050 g
Order no.
0000 881 2217
0000 881 2220

Forged, good maneuverability and secure grip. Specially designed wedge surface prevents recoil.


Aluminum chain saw wedge



980 g
Order no.
0000 890 9200

Forged, complete with wood and ring.

Plastic felling and cutting wedges



19 cm
23 cm
25 cm
Order no.
0000 881 2212
0000 881 2213
0000 881 2214

Made from impact-proof polyamide with textured surface on both sides for reliable maneuverability. 19-cm long for medium wood, 23-cm for medium and thick wood, 25-cm with enlarged wedge angle.

Hand tools for forest work and tree felling



Hand hookaroon



Order no.
0000 881 2800

For moving and positioning firewood, small logs and discs of wood. For ergonomic working that is easy on the back. With a high-quality handle made from ash. German shape, 500 g, 35 cm long.

Light hookaroon



Order no.
0000 881 2801

For shifting and moving logs. Polished tip. With a high-quality handle made from ash. Tyrolean shape, 1,100 g, 107 cm long.

Beaver hookaroon



Order no.
0000 881 2802

For shifting and moving logs. Additional teeth enable a better grip on frozen wood. Polished tip. With a high-quality handle made from ash. With serrated back, particularly suitable for winter use. 1,300 g, 107 cm long.

Aluminum hookaroon



Order no.
0000 881 2805

Light and handy hookaroon made from high-strength aluminum alloy with plastic handle. An extra hook prevents slipping on wood. For moving and picking up smaller logs and pieces of wood without straining your back. 580 g, 70 cm long.

Felling lever



Order no.
0000 881 2701



For tipping the tree over the felling hinge in the intended direction. With a cant hook for turning logs. Made from special steel alloy. Approx. 1,800 g, 80 cm long.



Order no.
0000 881 2700

Approx. 3,400 g, 130 cm long.

Cant hook for stockyard



Order no.
0000 881 2604

For turning logs, particularly suitable for big timber. Serrated mount for sharp bite into the wood. Conical sleeve, hand-forged hook and ash handle, approx. 3,600 g.

Black Forest cant hook



Order no.
0000 881 2601

For turning logs. Forged from CV steel. The curved shape means that the size can be adjusted in three ways and the tool is suitable for different log diameters. For big and small timber, approx. 1,500 g.

Drag hook



Order no.
0000 881 2906

For dragging logs. With ground tip for hooking into logs easier. Made from high-quality, hardened steel. Plastic handle for greater user comfort.

Pulp hook



Order no.
0000 881 2900



For lifting, transporting and piling up plywood. With plastic-covered D-handle.

Hand lifting tongs



Order no.
0000 881 3002



For moving wood. Handle angled at 90 degrees for an ergonomic position when dragging. Hardened tips, jaw size 20 cm.



Order no.
0000 881 3004



Forged lifting tongs with hardened tips. With a high-quality ergonomically-shaped 2-part grip made from cork and plastic. With finger grooves on the shaft, jaw size 18.5 cm.

Bush hook

For clearing and removing plants such as shrubs, scrub or small branches. Forged sickle with finely-polished edges.



Order no.
0000 881 3500

With rear cutter and scabbard, without handle.

Order no.
0000 881 2135

With a high-quality handle made of hickory wood. 90 cm.

One-hand bush hook



Light bush hook for thinning shrubs, scrub or small branches. With rear cutter and scabbard, including 45-cm long hickory handle.



Order no.
0000 881 3501

One-hand bill hook



Handy, lightweight tool for the easy trimming of bushes, shrubs and small trees. Blade made from special steel. With an ash handle.



Order no.
0000 881 3300

Swiss switch



Special hand sickle, suitable for managing young growth and clearing low growth. With a comfortable protective leather handle.

Order no.
0000 881 3400

Hand tools for forest work and tree felling

Logger's hatchet



Handy tool for universal deployment in forestry and gardening work.



600 g
Order no.
0000 881 1911

With ash handle, 36 cm.

800 g
Order no.
0000 881 1912

With ash handle, 38 cm.

Universal forest axe



Universal deployment in forestry and gardening work. Entire axe head finely polished.

1,250 g
Order no.
0000 881 1901**

With hickory handle, 70 cm.

1,550 g*
Order no.
0000 881 1957

With hickory handle, 70 cm, with impact protection sleeve and safety plate.

1,400 g
Order no.
0000 881 1902

With hickory handle, 80 cm.

Bavarian axe



Universal deployment, broad cutting shape.

1,250 g
Order no.
0000 881 1935

With ash handle, 70 cm.

Axe, Rhine shape



Universal deployment for forestry and gardening work.

1,000 g
Order no.
0000 881 1970**

With ash handle, 70 cm.

ILTIS pruning axe



For pruning branches, felling trees and managing plantations. Suitable for all hardwoods. The whole blade is hardened for optimum retention of cutting edge.



800 g
Order no.
0000 881 1905

With hickory handle, 70 cm

1,200 g
Order no.
0000 881 1904

With hickory handle, 70 cm, with broad cutting shape.

Cleaving hatchet



Optimum cleaving results with minimum effort thanks to wedge-shaped head.



1,250 g
Order no.
0000 881 1914**

With ash handle, 50 cm.

1,550 g*
Order no.
0000 881 1949

With hickory handle, 50 cm, with impact protection sleeve and safety plate.

1,250 g
Order no.
0000 881 1917

With ash handle, 70 cm.

Impact protection sleeve and bolted safety plate

The handle and head form an inseparable whole thanks to the combination of the long steel handle protection sleeve, ring wedge, safety plate and safety screw. The result is an extremely stable connection.

The benefits to you:

- Long service life of the tool – which means excellent value for money
- Outstanding work safety even when a swing misses
- Bolted safety plate



Cleaving axe



Optimum cleaving results with minimum effort thanks to wedge-shaped head.

1,800 g
Order no.
0000 881 2008

With ash handle, 75 cm.

2,500 g
Order no.
0000 881 2006**

With ash handle, 80 cm.

2,800 g*
Order no.
0000 881 2014

With hickory handle, 80 cm, with impact protection sleeve and safety plate.

2,750 g
Order no.
0000 881 2000

With ash handle, 85 cm.

Cleaving hammer



For cleaving. Forged hammer head with reversible tip. Extra large striking surface for safer handling when driving in aluminum and plastic wedges.

3,000 g
Order no.
0000 881 2009

With ash handle, 85 cm.

3,000 g
Order no.
0000 881 2005**

With hickory handle, 85 cm.

3,300 g*
Order no.
0000 881 2011

With hickory handle, 90 cm, with impact protection sleeve and safety plate.

3,500 g
Order no.
0000 881 2007

With hickory handle, 85 cm.

3,800 g*
Order no.
0000 881 2013

With hickory handle, 90 cm, with impact protection sleeve and safety plate.

* Including 300 g impact protection sleeve


** There is a retrofittable replacement handle kit with impact protection sleeve for these hand tools – available from your dealer

Hand tools for measuring

Hand tools for marking




Forest tape measure



Order no.
15 meters long **0000 881 0802**


Self-winding, easy-to-tension forest tape measure with plastic housing.



Order no.
15 meters long **0000 881 0800**
20 meters long **0000 881 0804**
25 meters long **0000 881 0801**

Self-winding forest tape measure with sturdy metal housing.


Accessory: Tape measure holder



Order no.
0000 881 0701

For all STIHL forest tape measures. Made of robust plastic.


Accessory: Repair pliers for tape measure



Order no.
0000 881 0880

Including 500 rivets.


Tree calipers



Order no.
0000 881 0910

For measuring the diameter of logs. Un-calibrated, measuring range 32 cm.

Light metal tree calipers



Order no.
0000 881 0909

For measuring the diameter of logs. Calibrated, 30 cm with rail, gold-anodized.

Light metal tree calipers




Order no.
0000 881 0914

Measuring length 40 cm

For measuring the diameter of logs. Light aluminum version, calibrated, rustproof.

Light metal tree calipers



Order no.
Measuring length 60 cm **0000 881 0917**
Measuring length 80 cm **0000 881 0918**
Measuring length 100 cm **0000 881 0919**

For measuring the diameter of logs. Robust version, calibrated.


Scriber hook



Order no.
0000 881 1400


For marking trees. Retractable blade for carrying in pockets. Blade length 85 mm.

Daun yardstick




Order no.
Length: 100 cm, with decimeter intervals. **0000 881 1300**

Palatinate marking stick




Order no.
Beechwood with point and fixed scriber, 100 cm long with decimeter intervals. **0000 881 1200**

Caliper yardstick



Order no.
Light metal tube, 100 cm long, with loose scriber and additional stop for use with chain saws, also caliper with measuring range of 40 cm. **0000 881 1000**

Loose scriber



Order no.
Replacement for the scriber on the caliper yardstick. With wooden handle. **0000 881 1100**





Marking tape



	Order no.
Blue	0000 881 1700
Red	0000 881 1701
Green	0000 881 1702
Yellow	0000 881 1703
Orange	0000 881 1704
White	0000 881 1705

Made from tear-resistant paper, eco-friendly, 20 mm wide, 75 m rolls.

Forest marking chalk



	Order no.
Blue	0000 881 1500
Red	0000 881 1501
Green	0000 881 1502
Yellow	0000 881 1503
Black	0000 881 1504

For dry and moist wood. Strong pigmentation for excellent color results and optimum resistance to weather and light. Very hard to break. Length 12 cm. 12 per pack.

Pressure chalk holder



Order no.
0000 881 1601

Made of sturdy metal. Fits perfectly in your hand. Chalk can be adjusted at the touch of a button. This means your hands always stay clean. Case included.

NEW Accessory: Case for chalk holder



Order no.
0000 881 0518

Sturdy case with belt loop for chalk holder. For attaching to a tool belt. Insulated, padded plastic backing with leather top.

Leather tool belt



Order no.
0000 881 0600
0000 881 0602

Cowhide, 125 cm long, 4 cm wide, with two tongues.

Multi-purpose sheath



Order no.
0000 881 0513

For easy-to-reach storage of drag/pulp hooks and tree calipers. Insulated, padded back for comfortable carrying.



Order no.
0000 881 0514

Ensures that wedges and measuring tape are always easy to reach. Insulated, padded back for comfortable carrying.

Tool bag



Order no.
0000 881 0516

Made of flexible PVC with a foam back and leather trimming – for holding small items (tools), first-aid kit and tape measure.

Bag



Order no.
0000 881 0515

For hand lifting tongs or drag hooks, with an insulated padded back.

Holder for tree calipers



Order no.
0000 881 0517

Rigid plastic backing (insulated and padded) with a leather top for ultimate ease of use.





If you're at home in the great outdoors, you'll feel good getting down to hard work. STIHL personal protective equipment.

Personal protective equipment – cutting-edge technology in detail	204 – 205
Cut protection and comfort	206 – 207
Brief overview and features of protective clothing for forestry workers	208
Protective clothing with cut-resistant pants for forestry workers	210 – 216
Size tables	217
Protective clothing/Cut-resistant pants overview	218 – 219
Cut-resistant high-visibility clothing/Leg protection with cut protection	220 – 221
Weatherproof apparel/Work apparel	222 – 223
Functional apparel	224 – 225
Chain saw boots with cut protection	226 – 227
Cut-resistant boots overview	228
Work boots, not cut-resistant	229
Face and ear protection	230 – 231
Head protection	232 – 233
Head protection and rain protection overview	234 – 235
Ear protection/Protective eyewear	236 – 237
Gloves	238 – 239

Cutting-edge technology in detail

Personal protective equipment

Working with STIHL power tools is now more convenient than ever – thanks to state-of-the-art technology and clever features of the utmost quality. However, despite all these mod cons, such work is still highly demanding and requires 100% concentration. To ensure that both professional and occasional users are optimally protected against injury and the vagaries of nature, STIHL offers personal protective equipment for every scenario. Made from high-grade materials, this equipment is easy to clean, breathable and extremely hard-wearing. And it affords optimal protection against injury, as well as ensuring that the user remains comfortable whatever the weather. All that without in any way curtailing your freedom of movement.



Further information:

Personal protective equipment from STIHL offers a whole range of practical features. Depending on the model, the featured fittings may deviate from those pictured here.

More information on technical details and features can be found in the tables on pages 208 and 218 – 219. Visit us online at www.stihl.com for further product information and the address of your local STIHL dealer. Your authorized STIHL dealer will be happy to help and advise..



- 1 Attractive look**
Modern design, body-hugging cut and attractive color combination of black, anthracite and luminous orange.

2 Robust, highly elastic material
Particularly tear-resistant ripstop fabric from Schoeller®. Highly elastic for the ultimate in freedom of movement. Very good fit and great wearability. Wind-resistant and waterproof. Highly breathable.

3 Large amount of luminous orange
Jacket with a large area of signal color for improved visibility. The signal color is comparable with EN 471 and conforms with the latest FPA specifications.

4 Adjustable sleeve cuffs
Sleeve cuff with Velcro fastener for an individually adjustable width.

5 Reflective logo
Highly noticeable, reflective STIHL logos on both the front and back.

6 Waterproof reinforcement
Reinforced elbows and trouser legs made of hard-wearing, waterproof and breathable material. This means that elbows and trouser legs (both at the front and at the rear hem) are protected against moisture and abrasion.

7 Underarm ventilation
With mesh lining and a zip. For a pleasant working temperature.

8 Practical pockets
Jacket with a host of practical pockets for holding utensils: cell phone pocket, sleeve pocket with zip, breast pocket with zip, as well as inside pockets. Trousers with a concealed pocket for folding rule and thigh pocket with an integrated cell phone pocket.

9 Reinforced knee
Pre-formed knee area for a great fit. Reinforced with elastic and abrasion-resistant Cordura® material.

10 Functional cut protection
Thanks to the six layers of Dyneema® cut-protection material, these trousers are approximately 20% lighter and also offer roughly 75% better air permeability than conventional forest protection gear. Ultra-comfortable to wear.

11 Easy to clean
The impregnation prevents water and dirt from clinging to the suit. Can be washed at a temperature up to 60°C; easy to clean.

Cut protection and comfort

We want our users to be able to deliver a professional result, so we use the latest technology and highest quality materials – and not just for our power tools. We also apply the highest standards to STIHL personal protective equipment – from head to toe. So our users benefit, for instance, from an innovative cut protection concept. Should the saw chain penetrate to the upper protection layer, bundles of fiber are ripped out and block the sprocket, thus reducing the risk of injury. Further solutions such as a specially blended fabric or a sophisticated helmet concept combine occupational safety with user comfort and unhindered freedom of movement.



Optimal protection from head to toe

Ear, face and head protection
STIHL offers you various combinations for face and ear protection with head straps or as helmet sets. Needless to say, protective eyewear and ear protection are also available separately.

Jackets for forestry workers
Ensure better visibility and provide protection against cold temperatures and dirt. Specially designed for professional use in the forest.

Work gloves
Whether you need leather winter gloves, universal work gloves or special gloves with long cut-resistant cuffs – STIHL provides you with the right work gloves for different types of activity and machine. This definitely makes for better protection and enhanced working conditions.

Leg protection for chain saw operators
STIHL offers a range of high quality leg protection products – such as cut-resistant pants – for different application areas.

Work boots and shoes
Specially designed for chain saw operators, STIHL offers laced boots with cut protection that extends across the whole of the front and up to the tongue area. In addition, the range also includes a wide variety of boots and shoes such as rubber boots for forestry workers, leather boots and mountain boots for chain saw operators, regular safety shoes and much more.

Cut resistance classes	All cut-resistant pants and leggings	All cut-resistant leather boots	Cut-resistant rubber boots (depending on model)	Cut-resistant jackets (depending on model)	Cut-resistant gloves (depending on model)
Protection Class 0 (≥ 16 m/s*)	–	–	–	●	●
Protection Class 1 (≥ 20 m/s*)	●	●	●	●	●
Protection Class 3 (≥ 28 m/s*)	–	–	●	–	–

Cut protection

STIHL offers cut protection to prevent injuries. This functions according to the following principle: if the chain cuts through the first of several protective layers, bundles of fiber are ripped out and block the sprocket, bringing the chain to a standstill. This considerably reduces the risk of injury. For greater clarity, the STIHL cut protection products in this catalog are marked with the following icon:

Important: Personal protective equipment cannot offer 100% protection from injury. Nor is it a substitute for safe working methods. Always carefully read the user guide for your power tools, protective equipment and all safety advice.

Cut protection zones on cut-resistant pants at a glance

Icons on all the pants and overalls make it easier for you to determine the cut protection zones that can be found on a particular product. The cut protection zone of the pants is marked red on the icons in accordance with DIN EN 381.

Design A

Front Rear

Design C

Front Rear

* Chain speeds under test conditions cannot be applied 1:1 in practice.

Brief overview and features of protective clothing for forestry workers



Protective clothing for forestry workers							
	ECONOMY PLUS	STANDARD	SPECIAL	MICROFIBER	COMFORT	ADVANCE	ADVANCE PLUS
Total weight	○	○	++	+++	++	+++	+++
Active breathing	+	+	++	+++	++	+++	+++
Water repellent	○	++	++	+++	++	+++	+++
Robustness of outer fabric	++	+++	+++	+	++	++	+++
Insulation level	++	+++	+	○	+	+	+
Page	210	211	212	213	214	215	216

○ Normal + Good ++ Very good +++ Excellent

Vents and mesh lining

Large concealed vents and mesh lining ensure optimum ventilation even with the jacket fastened. Moisture is wicked away from the body and heat does not build up.

Special fabric with good insulating properties

STIHL protective clothing for forestry workers is resistant to water, dirt and wind on the outside – and pleasant to wear thanks to high quality lining materials on the inside.

Active breathing properties

Breathable materials in the STIHL protective clothing for forestry workers ensure that surplus heat is transported away. At the same time, an inflow of fresh air maintains a comfortable temperature equilibrium.

Sections reinforced with special material

Areas of the personal protective equipment subject to particular wear and tear, such as elbows and knees, are reinforced with tough special material. This tear-resistant material prevents excess wear.



Protective clothing with cut-resistant pants for forestry workers



ECONOMY PLUS protective clothing for forestry workers

Whether you're an occasional user or just getting started, if you work with chain saws the new STIHL ECONOMY PLUS protective clothing for forestry workers is a good and cost-effective choice. The new model is made from a durable cotton and polyester blend, and features large areas of signal color. The cut is close fitting. The suit offers good insulation and protects from the cold. Regular pants and overalls come with cut protection. A host of details on the jacket and pants make this model comfortable and practical.



STANDARD protective clothing for forest workers

So you have your own forest, or a large property? The more you use your chain saw, the more you'll appreciate comfort and functionality in your protective equipment. The robust STANDARD model was designed for you. This sturdy suit in moisture repellent material provides good insulation and protects from the cold. It also provides excellent visibility with its large areas of luminous orange on the tried-and-tested green Beaver Nylon® blended fabric. Jackets and pants can be adjusted to fit the individual body shape.

NEW Jacket



Color green/orange	
Size	Order no.
S–XXL	0000 883 46..

Color anthracite/orange	
Size	Order no.
S–XXL	0000 883 49..


Jacket with large areas of signal color (as per EN 471) for improved safety. Cuffs individually adjustable. Numerous handy storage options, such as breast pocket with Velcro, cell phone pocket and two side pockets. Vents on the front. Concealed zipper. Large STIHL logo on the back of the jacket. KWF Utility Value test pending.

NEW Pants



Color green/orange	
Size	Order no.
44–64	0000 883 44..

Color anthracite/orange	
Size	Order no.
44–64	0000 883 47..


 Comfortable pants with striking panels in contrasting color. Tested cut protection (EN 381, Design A), elastic waistband with buttons for braces. The pre-formed knees provide good freedom of movement. A handy feature for holding small parts and tools: hip pockets, folding rule pocket and two side pockets. KWF Utility Value test pending.

NEW Overalls



Color green/orange	
Size	Order no.
44–64	0000 883 45..

Color anthracite/orange	
Size	Order no.
44–64	0000 883 48..

 Well-fitting overalls with striking panels in a contrast color. With tested cut protection (EN 381, Design A), pre-formed knees, side button to individually adjust width and pocket with concealed button facing. A handy feature for holding small parts and tools: bib pocket, hip pocket, folding rule pocket and two side pockets. KWF Utility Value test pending.

NEW Jacket




Color green/orange	
Size	Order no.
S–XXL	0000 883 35..

Robust, moisture-repellent jacket with a large area of signal color (as per EN 471). With vents for a good internal climate and pre-formed elbows for more freedom of movement. Individually customizable thanks to adjustable Velcro cuffs and width adjustment at the seam. Concealed zipper, two breast pockets, cell phone pocket.

Regular pants




Color green/orange	
Size	Order no.
44–60	0000 884 65..

 Sturdy, durable pants with tested cut protection (EN 381, Design A) and striking contrasting corners in luminous orange. Handy for small parts or tools: hip pockets, folding rule pocket and two side pockets.

Overalls



Color green/orange	
Size	Order no.
40–64 ^①	0000 884 64..

 Comfortable overalls with tested cut protection (EN 381, Design A) and striking contrasting corners in luminous orange. Fully elastic braces, high-cut kidney protection and width adjustment at side of waist for a good fit. For storage: zippered bib pocket, hip pocket, pocket for folding rule.

① Also available in intermediate sizes

The final numbers (..) of the order number are used to specify your size requirements:
For jackets: S=..48/M=..52/L=..56/XL=..60/XXL=..64
For pants: 40/42/44/46/48/50/52/54/56/58/60/62/64

Protective clothing with cut-resistant pants for forestry workers



SPECIAL protective clothing for forestry workers

With SPECIAL year-round protective clothing, you're perfectly equipped for frequent jobs in any season. The heavy-duty Beaver Nylon® blended fabric made from 50 % polyamide and 50 % cotton is dirt and moisture-repellent. The clothing stays comfortable to wear even during strenuous work thanks mainly to the breathable fabric on the back of the legs.



MICROFIBER protective clothing for forestry workers

Warm weather and arduous tasks are the best pretexts for breaking out the particularly light and breathable MICROFIBER protective clothing. The polyamide and polyester materials are particularly dirt and moisture repellent. Vents on both jacket and pants allow for good air circulation. And the large areas of signal color provide good visibility in the outdoors.

Jacket



Color green/orange

Size	Order no.
S-XXL	0000 884 71..

Forestry worker jacket with a large area of signal color (as per EN 471). Vents, corduroy collar and knitted cuffs inside sleeves. With two breast pockets, inside pocket, cell phone and sleeve pocket for handy storage.

Pants



Color green

Size	Order no.
44-60	0000 884 67..

Front highly resistant to tearing. Back particularly breathable and elastic. With high-cut kidney protection. Two side pockets, hip pocket, pocket for folding rule. EN 381, Design A.

Overalls



Color green/orange

Size	Order no.
44-64 ^{①②}	0000 884 62..

Front highly resistant to tearing. Back particularly breathable and elastic. Two front pockets, hip pocket, pocket for folding rule, zippered bib pocket. EN 381, Design A.

NEW Jacket



Color petrol/orange

Size	Order no.
S-XXL	0000 883 39..

Light, breathable jacket with a large area of signal color (as per EN 471) for good visibility. Vents under the arms and on front and back. Width of sleeves adjustable with Velcro, width of back adjustable with snap fasteners on seam. Two breast pockets, cell phone pocket, sleeve pocket.

Pants



Color petrol

Size	Order no.
44-60	0000 883 61..

Particularly light pants for use in warm weather. With tested cut protection (EN 381, Design A) and zippered vents at rear. With hip pocket, pocket for folding rule and two side pockets.

Overalls



Color petrol

Size	Order no.
40-64 ^{①②}	0000 883 60..

Particularly light overalls with tested cut protection (EN 381, Design A) and zippered vents at rear. For handy storage of small tools there is a zippered bib pocket, hip pocket, two side pockets and pocket for folding rule.

① Also available in intermediate sizes. ② Also available made-to-measure.

The final numbers (..) of the order number are used to specify your size requirements:
For jackets: S=..48/M=..52/L=..56/XL=..60/XXL=..64
For pants: 40/42/44/46/48/50/52/54/56/58/60/62/64

Protective clothing with cut-resistant pants for forestry workers



COMFORT protective clothing for forestry workers

The rougher the terrain, the tougher the job. This is where you really need the high-quality COMFORT protective clothing. It is pleasant to wear, particularly durable and breathable. With bi-elastic stretch fabric in the rear of the pants for extra freedom of movement. The jacket has large areas of signal color for even better visibility. The pants are also available with all-round cut protection for applications that demand higher levels of protection (Design C).



ADVANCE protective clothing for forestry workers

Every move has to be the right move when you're working in professional forestry. And the personal protective equipment has to be right too. The light, comfortable ADVANCE protective clothing from STIHL is just what you need – with optimum cut protection. The six layers of high-tech cut-resistant inlay with Dyneema® yarn and the highly-elastic outer layer from Schoeller® Dynamic with 93 % polyamide and 7 % Spandex allow for a close-fitting yet comfortable cut with full freedom of movement.

Jacket




Color green/orange	
Size	Order no.
S–XXL	0000 883 77..

Durable, breathable jacket with a large area of signal color (as per EN 471) for better visibility. Concealed front zipper. Handy for storing small tools: four convenient zippered pockets, sleeve pocket.

Pants




Color green	
Size	Order no.
44–60	0000 883 65..

 Pants with high-cut kidney protection, extra elastic. With zippered hip pocket, pocket for folding rule and two pockets placed on the side (out of the way of saw chippings). EN 381, Design A.


Overalls



Color green	
Size	Order no.
44–64	0000 883 64..

 Zippered hip pocket, bib pocket, pocket for folding rule. EN 381, Design A.

Color blue	
Size	Order no.
44–64	0000 883 69..

 Overalls for work demanding higher levels of protection: tree maintenance, fire brigade, emergency rescue service and training. All-round elastic outer fabric (100 % polyester). EN 381, Design C.

Jacket



Color anthracite/orange	
Size	Order no.
S–XXL	0000 885 72..

Color black/orange	
Size	Order no.
S–XXL	0000 885 77..


Comfortable, breathable jacket with a larger area of signal color (as per EN 471) for better visibility. Practical: outside zippered pocket, cell phone pocket, two inside pockets. Front zipper and additional snap fasteners. Individually customizable: elastic, adjustable cuffs.

Pants



Color anthracite/orange	
Size	Order no.
46–60 ^{①②}	0000 885 46..

Color black/orange	
Size	Order no.
46–60 ^{①②}	0000 885 47..

 Comfortable, elastic pants with tested cut protection (EN 381, Design A). 360° stretch waistband for freedom of movement. Handy on the job: zippered hip pocket, thigh pocket, double tool pocket and cell phone pocket.


ADVANCE pants without cut protection (see page 223)

Overalls



Color anthracite/orange	
Size	Order no.
46–60 ^{①②}	0000 885 41..

Color black/orange	
Size	Order no.
46–60 ^{①②}	0000 885 42..

 Comfortable, elastic overalls with tested cut protection (EN 381, Design A). Extra-wide braces for a safe fit without slipping. 360° stretch waistband for freedom of movement. Handy on the job: zippered hip and bib pockets, thigh pocket, double tool pocket and cell phone pocket.

① Also available in intermediate sizes. ② Also available made-to-measure.

The final numbers (..) of the order number are used to specify your size requirements:
For jackets: S=..48/M=..52/L=..56/XL=..60/XXL=..64
For pants: 44/46/48/50/52/54/56/58/60/62/64

Protective clothing with cut-resistant pants for forestry workers

Size tables



ADVANCE PLUS protective clothing for forestry workers

Sometimes real professionals need that little bit more. To satisfy these kinds of requirements, STIHL offers the high-end ADVANCE PLUS protective clothing made from robust, highly-elastic ripstop material from Schoeller®. Whether you're working or competing, the large proportion of stretch fabric and breathable material make this suit fantastically comfortable to wear. Reinforcing special material in particularly exposed areas mean the suit lasts much longer.

NEW Jacket



Color anthracite/black/orange	
Size	Order no.
S-XXL	0000 883 57..

Extremely durable, breathable jacket with a modern design and a large area of signal color (as per EN 471) and striking reflective logos front and back. Reinforced elbows. Underarm ventilation with mesh lining and zippers. Practical: cell phone pocket, sleeve pocket and zippered breast pocket. Sleeve cuffs with Velcro fastener. KWF Utility Value test pending.

NEW Pants



Color anthracite/black/orange	
Size	Order no.
46-60 ^{①②}	0000 883 55..

Comfortable, highly-elastic pants with tested cut protection (EN 381, Design A). Front highly resistant to tearing. Pre-formed, LYCRA®-reinforced knees. Moisture barrier on back of pant legs. Concealed folding rule pocket and thigh pocket with integrated cell phone pocket. KWF Utility Value test pending.

NEW Overalls



Color anthracite/black/orange	
Size	Order no.
46-60 ^{①②}	0000 883 56..

Comfortable, highly-elastic overalls with tested cut protection (EN 381, Design A). Front highly resistant to tearing. Pre-formed, LYCRA®-reinforced knees. Moisture barrier on back of pant legs. Concealed folding rule pocket and thigh pocket with integrated cell phone pocket. KWF Utility Value test pending.

How to measure correctly:

① Chest measurement
Horizontal line around the body at the broadest point of the chest

② Waist measurement
Around the waist without tightening

③ Inseam
From crotch to ankle

How to order correctly:

① Use the following tables to determine your size.

② Select your protective clothing.

③ Enter your size at the end of the order number (...)

Size table

Standard size

Jackets		
International	Size	Chest measurement ①
S	46-48	96 cm
M	50-52	104 cm
L	54-56	112 cm
XL	58-60	120 cm
XXL	62-64	128 cm

When placing your order, please use the following sizes:
S = .48/M = .52/L = .56/XL = .60/XXL = .64

Pants		
Size	Waist measurement Pants ②	Inseam* ③
40	-	74 cm
42	-	78 cm
44	80 cm	82 cm
46	84 cm	86 cm
48	88 cm	90 cm
50	92 cm	94 cm
52	96 cm	98 cm
54	100 cm	102 cm
56	104 cm	106 cm
58	108 cm	110 cm
60	114 cm	116 cm
62	-	122 cm
64	-	128 cm

Size table

Intermediate sizes








Pants - "Slim"		
Size	Waist measurement Pants ②	Inseam* ③
90	84 cm	86 cm
94	88 cm	90 cm
98	92 cm	94 cm
102	96 cm	98 cm
106	100 cm	102 cm
110	104 cm	106 cm

Pants - "Thickset"		
Size	Waist measurement Pants ②	Inseam* ③
23	88 cm	92 cm
24	92 cm	94 cm
25	96 cm	98 cm
26	100 cm	102 cm
27	104 cm	106 cm
28	110 cm	112 cm
29	116 cm	118 cm
30	120 cm	122 cm

Pants - "Stomach"		
Size	Waist measurement Pants ②	Inseam* ③
51	104 cm	106 cm
53	109 cm	111 cm
55	114 cm	116 cm
57	119 cm	121 cm
59	124 cm	126 cm
61	129 cm	131 cm
63	134 cm	136 cm
65	139 cm	141 cm

① Also available in intermediate sizes.
② Also available made-to-measure.
The final numbers (...) of the order number are used to specify your size requirements:
For jackets: S=.48/M=.52/L=.56/XL=.60/XXL=.64
For pants: 44/46/48/50/52/54/56/58/60

Protective clothing/Cut-resistant pants overview

		Material	Fabric weight	Robustness of outer fabric	Total weight	Water repellent	UV protection factor	Insulation	Active breathing		Special ventilation system	Impregnation against dirt	Elastic outer fabric	Fully elastic braces	Washable braces	Elastic crotch	Elastic waistband	Protection Class	Cut protection area	Color	FPA approval	Intermediate sizes	Made-to-measure	Order number
NEW ECONOMY PLUS																								
	Jacket	Outer fabric: 65 % polyester 35 % cotton	240 g/m²	++	○	○	50+	++	+		Yes	No	No	No	Yes	No	No	– –	– –	Green/orange Anthracite/orange	No	No	No	0000 883 46.. 0000 883 49..
	Pants	Signal color panels: 85 % polyester 15 % cotton	265 g/m²															1	Design A	Green/orange Anthracite/orange	No	No	No	0000 883 44.. 0000 883 47..
	Overalls																	1	Design A	Green/orange Anthracite/orange	No	No	No	0000 883 45.. 0000 883 48..
STANDARD																								
	Jacket	Outer fabric: 50 % cotton 50 % polyamide	230 g/m²	+++	○	++	80	+++	+		Yes	Yes	No	Yes	Yes	Yes	No	– –	– –	Green/orange	Yes	No	No	0000 883 35..
	Pants	Signal color panels: 70 % polyester 30 % cotton	230 g/m²															1	Design A	Green/orange	Yes	No	No	0000 884 65..
	Overalls																	1	Design A	Green/orange	Yes	Yes	No	0000 884 64..
SPECIAL																								
	Jacket	Outer fabric: 50 % cotton 50 % polyamide	240 g/m²	+++	++	++	80	+	++		Yes	Yes	Yes, partially	Yes	Yes	Yes	Yes	– –	– –	Green/orange	Yes	No	No	0000 884 71..
	Pants	Signal color panels: 70 % polyester 30 % cotton	230 g/m²															1	Design A	Green	Yes	No	No	0000 884 67..
	Overalls																	1	Design A	Green/orange	Yes	Yes	Yes	0000 884 62..
MICROFIBER																								
	Jacket	Outer fabric: 100 % polyamide	130 g/m²	+	+++	+++	60	○	+++		Yes	Yes	No	Yes	Yes	Yes	Yes	– –	– –	Petrol/orange	Yes	No	No	0000 883 39..
	Pants	Signal color panels: 100 % polyester	195 g/m²															1	Design A	Petrol	Yes	No	No	0000 883 61..
	Overalls																	1	Design A	Petrol	Yes	Yes	Yes	0000 883 60..
COMFORT																								
	Jacket	Outer fabric: 50 % polyester 30 % cotton	200 g/m²	++	++	++	80	+	++		Yes	Yes	Yes, partially	Yes	Yes	Yes	Yes	– –	– –	Green/orange	Yes	No	No	0000 883 77..
	Pants	Signal color panels: 20 % polyamide 70 % polyester	240 g/m²															1	Design A	Green	Yes	No	No	0000 883 65..
	Overalls	Signal color panels: 30 % cotton																1	Design A Design C	Green Blue	Yes No	No No	No No	0000 883 64.. 0000 883 69..
ADVANCE																								
	Jacket	Outer fabric: 93 % polyamide 7 % Spandex	205 g/m²	++	+++	+++	40+	+	+++		Yes	Yes	Yes	Yes	Yes	Yes	Yes	– –	– –	Anthracite/orange Black/orange	Yes	No	No	0000 885 72.. 0000 885 77..
	Pants	Signal color panels: 87 % polyester 13 % Spandex	205 g/m²															1	Design A	Anthracite/orange Black/orange	Yes	Yes	Yes	0000 885 46.. 0000 885 47..
	Overalls																	1	Design A	Anthracite/orange Black/orange	Yes	Yes	Yes	0000 885 41.. 0000 885 42..
NEW ADVANCE PLUS																								
	Jacket	Outer fabric: 90 % polyamide 10 % Spandex	205 g/m²	+++	+++	+++	40+	+	+++		Yes	Yes	Yes	Yes	Yes	Yes	Yes	– –	– –	Anthracite/black/ orange	No	No	No	0000 883 57..
	Pants	Signal color panels: 89 % Polyester 11 % Spandex	245 g/m²															1	Design A	Anthracite/black/ orange	No	Yes	Yes	0000 883 55..
	Overalls																	1	Design A	Anthracite/black/ orange	No	Yes	Yes	0000 883 56..

○ Normal + Good ++ Very good +++ Excellent

The final numbers (..) of the order number are used to specify your size requirements:
For jackets: S=..48/M=..52/L=..56/XL=..60/XXL=..64
For pants: 40/42/44/46/48/50/52/54/56/58/60/62/64

 For more information visit www.stihl.com

Cut-resistant high-visibility clothing

Arborist work, emergency services and rescue or maintenance work – extreme working conditions demand a special kind of protective equipment. STIHL cut-protection and high-visibility clothing is specially tailored to these situations. It protects exposed areas such as the shoulders, chest, stomach and arms from injury. Striking signal colors ensure that working professionals stand out from the background and can concentrate completely on the task in hand.

ADVANCE cut-resistant jackets



Color green/orange

Size	Order no.
S–XXL	0000 885 49..

Two breast pockets, weight 1,800 g, with additional cut protection in stomach area. Outer layer from Schoeller® Dynamic (97 % polyamide, 3 % Spandex). EN 381, Protection Class 0 (≅ 16 m/s).





Color anthracite/orange

Size	Order no.
S–XXL	0000 885 48..

Two breast pockets, weight 2,100 g, with additional cut protection in stomach area. Outer layer from Schoeller® Dynamic (97 % polyamide, 3 % Spandex). EN 381, Protection Class 1 (≅ 20 m/s).



Cut-resistant high-visibility jacket



Color: luminous orange

Size	Order no.
48–64	0000 885 75..

Two breast pockets, with reflective stripes and signal color, with cut protection in chest, shoulder and sleeve areas. 85 % polyester, 15 % cotton. EN 381, Protection Class 1 (≅ 20 m/s).

Cut-resistant high-visibility overalls



Color: luminous orange

Size	Order no.
44–64*	0000 884 69..

 Reflective strips and signal color. Vents in the thigh area. Also available made-to-measure. 85 % polyester 15 % cotton. EN 381/EN 471, Protection Class 1 (≅ 20 m/s), Design A.

High-visibility jacket



Color: luminous orange

Size	Order no.
S–XXL	0000 883 26..

Two breast pockets with flap and button, inside breast pocket on right, concealed front buttons, sleeve cuffs with button, reflective stripes. EN 471.

Leg protection with cut protection

When you're working with a chain saw, personal protection is just as important as the reliability of the machine. So even users who only occasionally use chain saws should attach great importance to cut protection. For all these applications, STIHL offers robust leg protection in a range of models – available as all-round or frontal protective areas.



All-round leg protection with cut protection



Color green


Size	Order no.
S–M (46–52)	0000 884 0858
L–XL (54–60)	0000 884 0859
XXL (62–64)	0000 884 0855



 Length adjustable, zipper. 50 % cotton, 50 % nylon. EN 381, Design C.



Color blue


Size	Order no.
S–M (46–52)	0000 885 0858
L–XL (54–60)	0000 885 0859

 Length adjustable, zipper. EN 381, Design C.





Color: orange

Size	Order no.
S–M (46–52)	0000 884 0868
L–XL (54–60)	0000 884 0869
XXL (62–64)	0000 884 0879


 Length adjustable, zipper. 85 % polyester 15 % cotton. EN 381, Design C.

Front leg protection with cut protection



Color green

Size	Order no.
S–M (46–52)	0000 884 0856
L–XL (54–60)	0000 884 0857

 Length adjustable, plastic buckles, integrated belt. 50 % cotton, 50 % nylon. EN 381, Protection Class 1 (≅ 20 m/s), Design A.



* Also available made-to-measure.

The final numbers (...) of the order number are used to specify your size requirements:
For jackets: S=..48/M=..52/L=..56/XL=..60/XXL=..64
For pants: 40/42/44/46/48/50/52/54/56/58/60/62/64

If you keep on working come rain or shine, you need to be prepared for whatever nature can throw at you – with ADVANCE weatherproof apparel from STIHL. The water-repellent weatherproof layer made of coated nylon can be worn on top of cut protection apparel. It's also windproof and has air vents to ensure wearer comfort.

ADVANCE weatherproof jacket



Color anthracite/orange

Size	Order no.
S-XXL	0000 885 54..



Color green/orange

Size	Order no.
S-XXL	0000 885 50..

ADVANCE weatherproof pants



Color anthracite/orange

Size	Order no.
S-XXL	0000 885 55..



Color green/orange

Size	Order no.
S-XXL	0000 885 51..

CONCEPT poloshirt



High-quality piqué polo shirt, 100 % cotton, breast pocket.

Color green/orange

Size	Order no.
M	0000 883 0200
L	0000 883 0201
XL	0000 883 0202
XXL	0000 883 0203

ADVANCE pants without cut protection



Color anthracite/orange

Size	Order no.
46-60	0000 885 43..

Robust, semi-elastic work pants. Perfect for climbing work. Highly-elastic Schoeller® Dynamic outer layer (93 % polyamide, 7 % Spandex). Reinforced inner legs, hips, front and knees. High-cut kidney protection. Thigh pocket with cell phone compartment. Bib and hip pockets with zipper.

Protective pants for brushcutting



Color green

Size	Order no.
44-64	0000 884 59...

Extremely robust and versatile work pants made from 65 % polyester and 35 % cotton. Fabric weight: 210 g/m². Regular pants. Vent in thigh area, 3-ply front part to protect against ripping and puncturing (caused by thorns, for example).

Braces



Orange

Order no.

Length 110 cm 0000 884 1510

For regular pants, with metal clips.

Length 130 cm 0000 884 1512

For regular pants, with metal clips.

Length 120 cm 0000 884 1511

For regular pants, with buttons.



Black/orange

Order no.

Length 130 cm 0000 884 1576

For regular pants, with metal clips.

Length 110 cm 0000 884 1579

For regular pants, with buttons.

Leather tool belt



Brown

Black

Order no.

0000 881 0600

0000 881 0602

Cowhide, 125 cm long, 4 cm wide, with two tongues.

STIHL leathercare



Colorless

100 ml tube

Order no.

0000 884 1901

For taking care of all leather belts, shoes and gloves.

The final numbers (..) of the order number are used to specify your size requirements:
For jackets and pants: S=..48/M=..52/L=..56/XL=..60/XXL=..64

The final numbers (..) of the order number are used to specify your size requirements:
For pants: 44/46/48/50/52/54/56/58/60/62/64

For more information visit
www.stihl.com

13

222

223

Functional apparel

Personal protective apparel is more than a protective shell. Users have to feel comfortable wearing it, have full freedom of movement, must not be too cold but also not sweaty. A whole host of challenges, which are answered by STIHL functional apparel. From underwear to the outer shell, our functional apparel, made from breathable, quick-drying material, ensures that air circulates optimally around the body while you work. Users stay pleasantly dry and warm.

NEW Fleece jacket

A very cosy jacket with a new design and body-hugging cut for working outside in the cold. Very soft inside, and retains heat thanks to a high degree of air insulation. Optimum protection from heat loss and excellent moisture wicking, due to features such as an area of thinner functional material around the armpits. A high collar, two side pockets and thumb loops at the cuffs.
KWF Utility Value test pending.



ADVANCE	
Color anthracite/orange	
Size	Order no.
S–XXL	0000 883 79..



COMFORT	
Color green/black	
Size	Order no.
S–XXL	0000 883 78..

NEW Fleece vest

Sleeveless vest with a high collar and two side pockets for the change of seasons. Very soft inside, it retains heat thanks to a high degree of air insulation. Optimum protection from heat loss and excellent moisture wicking.
KWF Utility Value test pending.



ADVANCE	
Color anthracite/orange	
Size	Order no.
S–XXL	0000 883 81..



COMFORT	
Color green/black	
Size	Order no.
S–XXL	0000 883 80..

Fleece socks



Color black	
Size	Order no.
38/39	0000 884 1005
40/41	0000 884 1006
42/43	0000 884 1007
44/45	0000 884 1008
46/47	0000 884 1009

Soft fleece material combined with skin-friendly cotton protects feet from heat loss when working in cold conditions.

NEW LOGGER Functional T-shirts

Functional T-shirts in 100 % cotton. Special cotton fibers wick moisture away from the body and dry fast. Odorless, comfortable to wear and easy to care for. High-quality flat seams help prevent chafing. Certified according to the Oeko-Tex® standard 100. Colours match the protective clothing for forestry workers in orange and anthracite. KWF Utility Value test pending.



Logger anthracite	
Color anthracite	
Size	Order no.
S	0000 883 0214
M	0000 883 0215
L	0000 883 0216
XL	0000 883 0217
XXL	0000 883 0218

With V-neck. STIHL logos on both sleeves.



LOGGER orange	
Color orange	
Size	Order no.
S	0000 883 0219
M	0000 883 0220
L	0000 883 0221
XL	0000 883 0222
XXL	0000 883 0223

With round neck, lots of signal orange and a large STIHL logo on the back.



LOGGER pro	
Color orange/anthracite	
Size	Order no.
S	0000 883 0224
M	0000 883 0225
L	0000 883 0226
XL	0000 883 0227
XXL	0000 883 0228

With round neck, a saw chain print motif and a large STIHL logo on the back.



Functional underwear



Vest, short-sleeved	
Color gray	
Size	Order no.
S–XXL	0000 885 82..

Highly elastic, 98 % polyester, 2 % lycra.



Vest, long-sleeved	
Color gray	
Size	Order no.
S–XXL	0000 885 83..

Highly elastic, 98 % polyester, 2 % lycra.



Underpants, long	
Color gray	
Size	Order no.
S–XXL	0000 885 84..

Highly elastic, 98 % polyester, 2 % lycra.

Chain-saw boots with cut protection




Sturdy footwear is an indispensable part of any professional's protective equipment for working with chain saws. STIHL boots for chain saw operators are made of high-quality materials and give you solid footing in rugged terrain. A cut-resistant inlay protects the entire front foot. Padding inside the boots make them particularly comfortable to wear.

The sophisticated GORE-TEX® membrane system, in conjunction with intelligent shoe construction, provides outstanding climatized comfort.



Safety reflectors

Chunky, self-cleaning soles.



Cushioning PU midsoles in a striking signal colour.

Easy-roll lacing elements with additional locking hooks.

Cut protection zones on boots for chain saw operators



RANGER leather boots for chain saw operators



Color black
Size **Order no.**
38–50 **0000 883 34..**
High rolling comfort. Textile lining. Strong lacing hooks. Padded inside. Cowhide. Self-cleaning profile. EN ISO 17249®, Protection Class 1 (≅ 20 m/s).

NEW SPECIAL PLUS leather boots for chain saw operators



Color black/orange, S3
Size **Order no.**
38–48 **0000 884 99..**
High rolling comfort. Textile padded collar in orange. Reflective material on outside of shaft. High-quality, water-repellent cowhide. Self-cleaning profile. EN ISO 17249®, Protection Class 1 (≅ 20 m/s). Steel midsole S3 (EN ISO 20345).

COMFORT leather boots for chain saw operators



Color black
Size **Order no.**
39–47 **0000 884 37..**
High rolling comfort. Strong lacing hooks. Padded inside. Cowhide. Chunky, self-cleaning profile soles. EN ISO 17249®, Protection Class 1 (≅ 20 m/s).

ECONOMY rubber boots for chain saw operators



Color black/orange
Size **Order no.**
39–47 **0000 884 93..**
Chunky, self-cleaning rubber profile soles for a well-cushioned step. Adjustable textile collar. Ankle protection. Soles suitable for spikes. Profiled instep. EN ISO 17249®, Protection Class 1 (≅ 20 m/s).

NEW RANGER GTX leather boots for chain saw operators



Color: black/anthracite/orange
Size **Order no.**
38–50 **0000 884 98..**
Stable leather boots with water-proof, breathable GORE-TEX® membrane. Chunky, self-cleaning, no-slip profile soles. Ankle protection in shaft. Cushioning midsole in a striking orange. Safety reflectors on sides and back. Robust loops for pulling the boots on. Easy-roll lacing elements with locking hooks for fixing the lace in place. EN ISO 17249®, Protection Class 1 (≅ 20 m/s).

ALPINE mountain boots for chain saw operators



Color brown
Size **Order no.**
39–47 **0000 885 37..**
Swiss-made Russia leather. Specially tanned. Genuine Vibram® sole. "Easy Roll" lacing. Suitable for climbing irons. Soles suitable for spikes. Extremely long lifespan due to the use of particularly robust and high-quality materials. EN ISO 17249®, Protection Class 1 (≅ 20 m/s).

SPECIAL rubber boots for chain saw operators



Color black/orange
Size **Order no.**
38–48 **0000 884 41..**
Laced shaft, reflective strip, sole suitable for spikes. Profiled instep. EN ISO 17249®, Protection Class 3 (≅ 28 m/s).

Cut-resistant boots for chain saw operators overview



Spikes



Order no.
0000 884 4051

For rubber boots and mountain boots for chain saw operators (only for the heels).

STIHL leathercare

Colorless

Size Order no.
100 ml tube 0000 884 1901

For care of all leather belts, shoes and gloves.



Work boots, not cut-resistant

Professionals know what really matters when you’re working on construction sites or in the countryside. STIHL offers high-quality work boots without cut protection, to give you a steady stance to base your movements on. Even in rough terrain, they provide a firm foothold and are exceedingly comfortable to wear. Steel caps over the toes offer protection against falling objects and from crushing. Waterproof scuff caps keep water out. The STIHL range has special safety boots for construction industry professionals: with an extra steel midsole to help prevent penetration by sharp objects. The boots feature a comfortable cushioned step and are easy to lace.

Mid-height safety shoes



Color: black/anthracite

Size	Order no.
39–48	0000 885 33..

EN ISO 20345-S2. Padded inner, steel toe cap, cushioned step, easy lacing system. Scuff cap against moisture and abrasion. With anti-static sole. (Not for chain saw work)

Laced safety boots



Color: black/anthracite

Size	Order no.
39–48	0000 885 31..

EN ISO 20345-S3. Padded inner, ankle-high design for excellent grip, steel toe cap, steel midsole, cushioned step, easy lacing system. Scuff cap against moisture and abrasion. Suitable for construction work. With anti-static sole. (Not for chain saw work)

							
Boots for chain saw operators with cut protection	Rubber boots ECONOMY	Rubber boots SPECIAL	Leather boots RANGER	Leather boots SPECIAL PLUS	Leather boots COMFORT	Leather boots RANGER GTX	Mountain boots ALPINE
Shaft height (approx.)	32 cm	35 cm	20 cm	20 cm	20 cm	20 cm	20 cm
DIN/EN	EN ISO 17249	EN ISO 17249	EN ISO 17249	EN ISO 17249	EN ISO 17249	EN ISO 17249	EN ISO 17249
Weight (kg) (approx., in size 42)	2.9	3.1	1.9	2.3	2.0	2.2	3.0
Cut Protection Class	1	3	1	1	1	1	1
Cowhide	–	–	•	•	•	•	•
Water-repellent	•	•	•	•	•	•	•
Chunky profile on sole	•	•	•	•	•	•	•
Orthopaedic insole	–	–	•	•	•	•	•
Steel toe cap	•	•	•	•	•	•	•
Padded collar	–	–	•	•	•	•	•
High rolling comfort	•	•	•	•	•	•	–
Quality mark	–	•	•	•	•	•	•
Suitable for spikes	•	•	–	–	–	–	•
Order number	0000 884 93..	0000 884 41..	0000 883 34..	0000 884 99..	0000 884 37..	0000 884 98..	0000 885 37..

• Standard



The final numbers (..) of the order number are used to specify your size requirements: 39/40/41/42/43/44/45/46/47/48/49

For more information visit
www.stihl.com

Face and ear protection

At work in the wild or on construction sites, professionals need to rely on unimpaired vision and all their senses can provide. So they need to prioritize the protection of their face, eyes and ears. The individually adjustable STIHL protective ear and head gear combinations are highly useful when working with chain saws. They muffle noise from the engine and protect the eyes and face from flying particles. The individually adjustable headband – single or double – gives the equipment a good non-slip fit.

Face/ear protection, short, with plastic visor



ECONOMY. Good rear ventilation, low overall weight, easily pivoting visor, adjustable head strap, with ear plugs.^{①②}

Order no.
0000 884 0516

EN 166, EN 352, SNR 24
(H:28; M:21; L:13) (to 104 dB(A))



With double headband* and four ear plugs.^{①②}

Order no.
0000 884 0510

EN 166, EN 352, SNR 33
(H:32; M:29; L:29) (to 113 dB(A))



With double headband* and ear plugs.^{①②}

Order no.
0000 884 0503

EN 166, EN 352, SNR 30
(H:34; M:27; L:18) (to 110 dB(A))



With forehead and ear protection, anti-dazzle, plastic visor.^{①②}

Order no.
0000 884 0508

EN 166, EN 352, SNR 27
(H:32; M:25; L:15) (to 107 dB(A))

* Supports the back of the head, stops equipment from slipping.
Fit individually adjustable

Face/ear protection, long, with plastic visor



With approx. 30 % larger visor and anti-fog coating, double headband* and four ear plugs.^{①②}

Order no.
0000 884 0233

EN 166, EN 352, SNR 33
(H:32; M:29; L:29) (to 113 dB(A))



With approx. 30 % larger visor and anti-fog coating, double headband* and ear plugs.^{①②}

Order no.
0000 884 0232

EN 166, EN 352, SNR 30
(H:34; M:27; L:18) (to 110 dB(A))

Noise reduction in high frequency range

The loudness of machines is measured in decibels (dB). Figures given in dB(A) take into account the fact that the human ear perceives low-pitched sounds to be quieter than equally loud high-pitched sounds. The dB(A) unit is based on a logarithmic scale. This explains why a small difference of a few dB can have a big difference on what you hear. Noise that has been reduced by 10 dB(A) is perceived as being just half as loud. The noise produced by chain saws and motorized equipment is predominantly in the high and medium frequency ranges. This is why the H and M values are decisive for the quality of noise reduction.

- **H value:** Noise reduction value for high frequency noises.
- **M value:** Noise reduction value for medium frequency noises.
- **L value:** Noise reduction value for low frequency noises.
- **SNR value:** Simplified Noise Reduction is the general noise reduction provided by ear protectors. The higher the SNR value, the better the noise reduction.

Please note: In accordance with the new noise protection regulation 2003/10/EC, employers must provide employees with personal ear protection where noise levels are > 80 dB(A).

Face/ear protection, short, with nylon mesh



ECONOMY. Lightweight combination with ear plugs (EN 352) for good noise reduction (up to 104 dB(A)) and pivoting nylon visor. Adjustable head strap.^①

Order no.
0000 884 0517

EN 166, EN 1731, SNR 24
(H:28; M:21; L:13) (to 104 dB(A))



With double headband* and four ear plugs.^①

Order no.
0000 884 0511

EN 352, EN 1731, SNR 33
(H:32; M:29; L:29) (to 113 dB(A))



With double headband* and ear plugs.^①

Order no.
0000 884 0504

EN 352, EN 1731, SNR 30
(H:34; M:27; L:18) (to 110 dB(A))

Face/ear protection, long, with nylon mesh



With double headband* and four ear plugs, longer version.^①

Order no.
0000 884 0536

EN 352, EN 1731, SNR 33
(H:32; M:29; L:29) (to 113 dB(A))



With ear plugs, double headband* and longer visor. ^①

Order no.
0000 884 0535

EN 352, EN 1731, SNR 30
(H:34; M:27; L:18) (to 110 dB(A))

Face/ear protection, short, with metal mesh



With spring steel mesh, two adjustable headbands and four ear plugs.^①

Order no.
0000 884 0512

EN 352, EN 1731, SNR 33
(H:32; M:29; L:29) (to 113 dB(A))



With forehead guard, anti-dazzle and metal mesh.^{①③}

Order no.
0000 884 0506

EN 352, EN 1731, SNR 27
(H:33; M:25; L:15) (to 107 dB(A))



With forehead guard, anti-dazzle and metal mesh.^{①③}

Order no.
0000 884 0507

EN 352, EN 1731, SNR 27
(H:33; M:25; L:15) (to 107 dB(A))

① When working with brushcutters, edge trimmers, clearing saws, blowers/mistblowers and cut-off saws, eye protection (safety goggles according to EN 166) must always be worn!

② Provides 100 % UV protection

③ The forehead guard protrudes out from the forehead and reduces the risk of objects getting in from the front

For more information visit www.stihl.com

230

13

231

Head protection

AERO LIGHT helmet set



Orange

Order no.
0000 884 0141

Lightweight helmet set with a large visor and vents on both sides in the top of the crest. Rain gutter. EN 352, EN 397, EN 1731.

PROFI helmet set



Orange

Order no.
0000 884 0107

Tried-and-tested helmet set with a straight helmet shell and rain gutter. EN 352, EN 397, EN 1731.

LARCH helmet set



Orange

Order no.
0000 884 0186

Proven high-quality helmet set with high noise reduction. EN 352, EN 397, EN 1731.

BIRCH helmet set



Orange

Order no.
0000 884 0158

Proven helmet set with high noise reduction and anti-dazzle visor. EN 352, EN 397, EN 1731.

BEECH helmet set



Orange

Order no.
0000 884 0187

Modern helmet set with good ventilation and noise reduction. With UV indicator. EN 352, EN 397, EN 1731.

INTEGRA helmet set



Orange

Order no.
0000 884 0180

Lightweight helmet set with large visor and integrated protective eyewear (also for clearing saw applications). EN 166, EN 352, EN 397, EN 1731.

EXTREME helmet set



Orange

Order no.
0000 884 0188

New helmet set with exceptional visibility and 3-zone visor. With UV indicator. EN 352, EN 397, EN 1731.

VENT arborist helmet set



Orange

Order no.
0000 884 0195

Five large closable vents on each side. Nylon visor. Easy-to-adjust chin strap. Ear protection that insulates well. Only approved for arborist work or rope access work. Not to be used for forestry work on the ground. The helmet has a service life of up to 10 years*. EN 12492.

Helmet without visor and ear protection

Order no.
0000 884 0196



ADVANCE helmet system

Head protection combination with a modern design. With intelligent visor pivoting system, numerous vents, integrated rain gutter, and a large pre-formed visor made from metal or nylon. Individually adjustable ear protection. Optional integrated protective eyewear and neck guard. Available in two colors. EN 352, EN 397, EN 1731.



Orange
Nylon mesh

Order no.
0000 884 0192

Orange
Metal mesh

Order no.
0000 884 0191



Luminous orange
Nylon mesh

Order no.
0000 884 9706

Luminous orange
Metal mesh

Order no.
0000 884 9705

Accessories:
Integrated protective eyewear

Order no.
0000 884 0182

Construction helmet

Lightweight construction helmet made from polyester with vents on both sides in the top part of the crest. Moisture is absorbed by an adjustable sweatband on the inside. With a rain gutter to channel off water. Tested to EN 397.



Blue

Order no.
0000 884 0197



White

Order no.
0000 884 0198



Yellow

Order no.
0000 884 0199

* Service life max. ten years from date of manufacture. Please consult the user guide to determine the actual lifespan.

Head protection and rain protection accessories overview

										
Helmet systems	AERO LIGHT	PROFI	LARCH	BIRCH	BEECH	INTEGRA		EXTREME	ADVANCE	VENT
Color	Orange	Orange	Orange	Orange	Orange	Orange		Orange	Orange/ Luminous orange	Orange
Ear protection	Orange SNR 22 (H:25; M:20; L:13) (102 dB(A))	Yellow/H 9 SNR 26 (H:32; M:23; L:14) (106 dB(A))	Orange/H 9 SNR 26 (H:32; M:23; L:14) (106 dB(A))	Orange/H 31 SNR 28 (H:35; M:26; L:16) (108 dB(A))	Orange/H 31 SNR 28 (H:35; M:26; L:16) (108 dB(A))	Orange SNR 26 (H:25; M:24; L:18) (106 dB(A))		Orange/H 31 SNR 28 (H:35; M:26; L:18) (108 dB(A))	Orange/Luminous orange SNR 26 (H:31; M:23; L:16) (106 dB(A))	Orange/H 31 SNR 28 (H:35; M:26; L:16) (108 dB(A))
EN number	352, 397, 1731	352, 397, 1731	352, 397, 1731	352, 397, 1731	352, 397, 1731	166, 352, 397, 1731		352, 397, 1731	352, 397, 1731	352, 12492, 1731
Face protection	Nylon mesh	Nylon mesh V1B	Nylon mesh V1B	Metal mesh V4C, anti-dazzle	Nylon mesh V1B	Nylon mesh		Spring steel mesh	Nylon mesh/ Metal mesh	Nylon mesh V1B
Helmet shell	Polyethylene	Polyethylene	ABS	ABS	ABS	Polyethylene		ABS	ABS	Polycarbonate PC
UV indicator	—	—	—	—	●	—		●	—	—
Interior features	4-point	6-point	4-point	4-point	4-point	4-point		4-point	4-point	4-point
Ventilation	Peaks adjustable	Adjustable peaks and holes	Peaks	Peaks	Peaks	Peaks		Peaks	Ventilation system	Holes
Sweatband	Synthetic leather	Synthetic leather	Synthetic leather	Synthetic leather	Synthetic leather	Synthetic leather		Synthetic leather	Synthetic leather	Foam
Quality mark 	—	●	●	●	●	—		●	—	—
Light penetration	55 %	55 %	55 %	75 %	55 %	55 %		60—70—80 %	Nylon mesh: 58 % Metal mesh: 61%	55 %
Rain gutter	●	●	—	—	—	●		—	●	—
Order number	0000 884 0141	0000 884 0107	0000 884 0186	0000 884 0158	0000 884 0187	0000 884 0180		0000 884 0188	0000 884 0192** 0000 884 0191*** 0000 884 9706** 0000 884 9705***	0000 884 0195

			
Construction helmets			
Color	Blue	White	Yellow
Ear protection	—	—	—
EN number	397	397	397
Face protection	—	—	—
Helmet shell	Polyethylene	Polyethylene	Polyethylene
UV indicator	—	—	—
Interior features	4-point	4-point	4-point
Ventilation	Peaks	Peaks	Peaks
Sweatband	Cotton fleece	Cotton fleece	Cotton fleece
Quality mark 	—	—	—
Light penetration	—	—	—
Rain gutter	●	●	●
Order number	0000 884 0197	0000 884 0198	0000 884 0199

Rain protection accessories*										
Internal attachment	— 0000 884 0177	0000 884 0435 —	0000 884 0435 —	0000 884 0435 —	0000 884 0435 —	— 0000 884 0177		0000 884 0435 —	— 0000 884 0177	— —
Visor seal	—	0000 884 0429	0000 884 0429	—	0000 884 0429	—		—	—	0000 884 0429
External attachment	—	0000 884 0428	0000 884 0428	0000 884 0428	0000 884 0428	—		0000 884 0428	—	0000 884 0428

● Standard * Available as an accessory (not included in the helmet set) ** Nylon mesh *** Metal mesh

Rain protection

Individual protection against rain

Depending on the helmet set, you can choose from different protection options: the visor seal covers the design-related gap between the helmet and the visor. A firm fit from within is ensured by the cape made from coated synthetic fabric. On helmets without a rain gutter, a small protective cape can be attached to the outside.



Visor seal



Internal attachment



External attachment



Please follow the guidelines on noise reduction in the high frequency range on page 230.

Ear protection

Protective eyewear



Ear plugs




Set

Order no.
0000 884 0471

Conically-shaped ear plugs made of polyurethane foam with good noise reduction. Easy to insert and to remove. The soft material gently fits into the ear canal. Two pairs in a multibox, SNR 33 (H:32; M:29; L:29) (113 dB(A)). EN 352.

Head strap



Order no.
0000 884 0509

Extremely light (10 g), foldable, SNR 24 (H:27; M:20; L:18) (to 104 dB(A)). No pressure on the ear canal. EN 352.

CONCEPT 23 ear protectors



Order no.
0000 884 0532

Extremely light, adjustable, soft pads for a comfortable feel when wearing, SNR 23 (H:27; M:20; L:14) (up to 103 dB(A)), rotatable capsule/strap. EN 352.

CONCEPT 24 ear protectors



Order no.
0000 884 0528

Sturdy, air-permeable metal arm. Soft pads for a comfortable feel, SNR 24 (H:28; M:21; L:14) (to 104 dB(A)). EN 352.

CONCEPT 24 F ear protectors



Order no.
0000 884 0530

Padded head strap, soft pads for a comfortable feel, SNR 24 (H:28; M:21; L:13) (to 104 dB(A)). Foldable. EN 352.

A different version of these ear protectors can be found in Chapter 14, page 246.


CONCEPT 28 ear protectors



Order no.
0000 884 0529

Sturdy, air-permeable metal arm. Soft pads for a comfortable feel, SNR 28 (H:31; M:26; L:19) (to 108 dB(A)). EN 352.

STANDARD protective eyewear



Clear

Order no.
0000 884 0307

Also suitable for spectacle-wearers, lateral protection. EN 166.

LIGHT protective eyewear



Narrow version for women and children. Size S. Without non-misting coating.

Order no.
0000 884 0339

Tinted

0000 884 0338

Clear

0000 884 0337

Normal size. Without non-misting coating.

CONTRAST protective eyewear



Orange

Order no.
0000 884 0324

Yellow

0000 884 0327

Tinted


0000 884 0328

Clear

0000 884 0332

Side protection, padded arms, non-misting interior, scratch-resistant exterior. EN 166.

ASTROSPEC protective eyewear



Tinted

Order no.
0000 884 0305

Clear

0000 884 0304

Side protection, replaceable visor, adjustable arm and visor. EN 166.




Clear

Order no.
0000 884 0308

Non-misting interior, scratch-resistant exterior, side protection, replaceable visor, adjustable arm and visor. EN 166.

SPORTY protective eyewear




Tinted

Order no.
0000 884 0314

Lateral protection, adjustable arm, non-misting interior, scratch-resistant exterior. EN 166.

Goggles and ear plugs set



Clear

Order no.
0000 884 0309

Protective eyewear with ear plugs, replaceable visor, adjustable arms, non-misting, scratch-resistant, SNR 27 (H:27; M:24; L:22) (to 107 dB(A)). EN 166/EN 352.

NEW SUPER OTG protective eyewear



Tinted

Order no.
0000 884 0341

Clear

0000 884 0340

Lightweight goggles with good lateral vision. Scratch-resistant interior and exterior, non-misting interior. Very comfortable to wear due to the close-fitting, flexible soft arm. An optimal solution for spectacle-wearers.

ULTRASONIC protective eyewear



Tinted

Order no.
0000 884 0323

Clear

0000 884 0330

Also suitable for spectacle-wearers, for all jobs especially when working with emergency services saws and cut-off saws, side protection with ventilation. Non-misting interior, scratch-resistant exterior. EN 166.

Protective eyewear

STIHL protective eyewear is made of high-quality, extra impact-resistant polycarbonate glasses (lens class 1). It provides protection from UVA and UVB radiation and from mechanical dangers. The protective eyewear is available with lenses in a range of colours to suit the task in hand. Clear: Optimum for work inside and in the open. Yellow: Optimum contrast in poor light conditions. Orange: For good contrast in brighter conditions. Tinted: Ideal in very bright conditions.

Please follow the guidelines on noise reduction in the high frequency range on page 230.



Work gloves – universal



Synthetic, nubbed, lined, with elasticated wrist.

Order no.
One size fits all **0000 884 1100**



Pigskin/cotton (canvas), with knuckle protection, lined.

Order no.
One size fits all **0000 884 1118**



Knitted gloves, non-slip plastic mesh, double-sided.

Order no.
M **0000 884 1109**
L **0000 884 1110**



Leather winter gloves, thermo-lining, knitted cuff.

Order no.
One size fits all **0000 884 1106**



Canvas and grained cowhide, lined.

Order no.
One size fits all **0000 884 1112**

Work gloves – universal



Cowhide, good fit.

Order no.
S **0000 884 1192**
M **0000 884 1193**
L **0000 884 1194**
XL **0000 884 1195**

Work gloves – special



Kevlar® work gloves, nubbed. Highly durable.

Order no.
Yellow/blue M **0000 884 1149**
Yellow/blue L **0000 884 1150**



Kevlar® work gloves, dip molded. Highly durable.

Order no.
Yellow/blue S/M **0000 884 1173**
Yellow/blue L/XL **0000 884 1174**



Nitrile gloves, protection against moisture, thorns and oil.

Order no.
M **0000 884 1151**
L **0000 884 1152**

Work gloves – professional



CARVER. Comfortable work gloves in black synthetic leather, orange Spandex® and neoprene. Fingers with lateral air vents. Flexible rubber cuff with Velcro fastener.

Order no.
NEW M **0000 883 8500**
NEW L **0000 883 8501**
NEW XL **0000 883 8502**



STANDARD. Work gloves made from grained cowhide with cotton lining. Elastic knitted cuff with pulse protection.

Order no.
M **0000 884 1197**
L **0000 884 1198**
XL **0000 884 1199**



SPECIAL. Comfortable work gloves in soft goatskin. Wide, elastic rubber cuff with Velcro fastener to stop foreign objects getting in. Orange nylon backs.

Order no.
NEW S **0000 884 1178**
NEW M **0000 884 1179**
NEW L **0000 884 1180**
NEW XL **0000 884 1181**



ADVANCE. Breathable work gloves in soft grained cowhide. High quality knitted cuff with integrated pulse protection. Knuckle protection under the backs.

Order no.
S **0000 884 1188**
M **0000 884 1189**
L **0000 884 1190**
XL **0000 884 1191**



ADVANCE MEMBRANE. Lined, wind-proof, waterproof, breathable due to membrane structure. High quality knitted cuff. Elastic back.

Order no.
M **0000 884 1144**
L **0000 884 1142**
XL **0000 884 1145**

Work gloves – cut protection



ECONOMY. Highly comfortable to wear thanks to leather/textile combination and elastic knitted cuff, cut protection in the back of both gloves, e.g. for tree maintenance work. EN 381, Protection Class 0 (≅ 16 m/s).

Order no.
S **0000 883 1508**
M **0000 883 1509**
L **0000 883 1510**
XL **0000 883 1511**



Cowhide, with cut-resistant inlay in the back of both gloves. EN 381, Protection class 1 (≅ 20 m/s).

Order no.
S/M **0000 883 1500**
L/XL **0000 883 1501**



Cowhide, with long Kevlar® cut-resistant cuff, e.g. for tree maintenance work. EN 381, Protection Class 1 (≅ 20 m/s).

Order no.
S/M **0000 883 1502**
L/XL **0000 883 1503**

STIHL leathercare



Colorless 100 ml tube **Order no.** **0000 884 1901**

For the care of all leather belts, shoes and gloves.

All gloves comply with the EN 388 and EN 420 norms.



If you want to escape the everyday, you need to be prepared for everything nature has in store. The STIHL® TIMBERSPORTS® COLLECTION.

STIHL® TIMBERSPORTS® COLLECTION – cutting-edge technology in detail	242 – 243
STIHL® TIMBERSPORTS® COLLECTION	244 – 248
Size tables and material glossary	249

STIHL® TIMBERSPORTS® COLLECTION

The perfect performance of STIHL products is an inspiration to users worldwide, whether you're working or competing. To ensure that fans deliver as dashing a display as the professionals, STIHL® TIMBERSPORTS® COLLECTION has just the equipment you need for everyday use, sport and leisure. Modern, hard-wearing apparel and practical accessories that will turn heads. Whether on a hiking trip or at the next STIHL® TIMBERSPORTS® SERIES championship.

NEW Functional parka jacket



Description

The lined functional parka jacket for the cold months has sealed seams. It is both water-repellent and windproof, but also breathable. The hood can be removed. The cord and stopper at the waist mean that the jacket can be adjusted to suit the wearer's body shape. Practical: this warm jacket in dark/olive has a lot of convenient pockets, both on the inside and outside.



- 1 Sleeve pocket**
Small patch pocket. Can be closed with button.
- 2 Inside pocket**
Printed inside label forms an inside pocket. Leather flap with metal fastener.
- 3 Practical side pockets**
Two large patch pockets with side access and flap with concealed button.
- 4 Breast pockets**
Two large patch breast pockets and flap with concealed button. Leather strip with embossed logo on one pocket.
- 5 Sturdy button band**
From 100 % cotton. A firm base for the buttons.
- 6 Detachable hood**
Decorative hood that can also be rolled up in the collar with a zipper and velcro fastener.

- 7 Decorative eyelets**
Sleeve insets with metal eyelets.
- 8 Sturdy zip**
With a large leather zipper band and embossed logo.
- 9 Cell phone pocket**
On the inside, made of sturdy canvas, with logo imprint.
- 10 Waist drawstring**
Drawstring with metal stopper for individual width adjustment.

Further information:

Visit us online at www.stihl.com for further product information and the address of your local STIHL dealer. Your authorized STIHL dealer will be happy to help and advise.

NEW Functional parka jacket



Outer fabric:
100 % cotton;
Lining:
100 % polyester;
Cleaning:
40° wash

Color: dark/olive

Size	Order no.
S	0980 000 9105
M	0980 000 9106
L	0980 000 9107
XL	0980 000 9108
XXL	0980 000 9109

Lined, water-repellent and windproof parka with sealed seams, detachable hood and a host of practical details. The perfect warm jacket for the cold months.

Quilted vest



Outer fabric:
100 % polyester;
Lining:
100 % polyester;
Cleaning:
30° wash

Color: black

Size	Order no.
M	0980 200 0000
L	0980 200 0001
XL	0980 200 0002
XXL	0980 200 0003

Warm quilted vest made from water-repellent material. Detachable hood. Highly durable: the tags on the zippers. Practical inside pockets. Discreet logo at chest height and in the neck area.

Hoodie sweatshirt



Material:
100 % cotton;
Cleaning:
30° wash

Color: mud

Size	Order no.
M	0980 300 9100
L	0980 300 9101
XL	0980 300 9102
XXL	0980 300 9103

Trendy sweatshirt with lined hood. Robust YKK® zipper with practical tape tag. Slant pockets on the front. Large icon print on the left sleeve. Large matching logo on the back.

Tanktop



Material:
100 % ribbed
cotton;
Cleaning:
30° wash

Color: anthracite/melange

Size	Order no.
M	0980 600 1036
L	0980 600 1037
XL	0980 600 1038
XXL	0980 600 1039

Sporty shirt for men who want to show some strength. Cool: the large icon print on the front in a fashionably used look. Contrast top-stitched shoulder seams and small 3D logo on the neck.

Piqué poloshirt



Material:
100 % cotton;
Cleaning:
30° wash

Color: mud

Size	Order no.
M	0980 400 9100
L	0980 400 9101
XL	0980 400 9102
XXL	0980 400 9103

Sporty poloshirt with front buttons. Eye-catching: the fashionable all-over print – even on the back. Ribbed collar with contrasting inside seam. Ribbed cuff on sleeve. Two-tone print 3D logo on sleeve.

Jersey poloshirt



Material:
100 % combed
cotton;
Cleaning:
30° wash

Color anthracite

Size	Order no.
M	0980 400 1011
L	0980 400 1012
XL	0980 400 1013
XXL	0980 400 1014

Fashionable poloshirt made from skin-friendly cotton jersey. With practical slanted pocket, front buttons and discreet 3D logo printed on sleeve. Hem with side slits.

Crew neck T-shirt



Material:
100 % combed
cotton;
Cleaning:
30° wash

Color: anthracite/melange

Size	Order no.
M	0980 600 1032
L	0980 600 1033
XL	0980 600 1034
XXL	0980 600 1035

Sporty T-shirt with crew neck collar. Stunning: the large logo print on the side. Discreet 3D logo on the neck.

V-neck T-shirt



Material:
100 % combed
cotton;
Cleaning:
30° wash

Color: mud

Size	Order no.
M	0980 600 9109
L	0980 600 9110
XL	0980 600 9111
XXL	0980 600 9112

Sporty T-shirt with V-neck. Extravagant: the two-tone icon print on the breast. Small 3D logo on the neck.

STIHL® TIMBERSPORTS® COLLECTION

Windbreaker



Material:
100 % polyester;
Cleaning:
30° wash

Practical windbreaker made from water-proof and windproof material with light mesh lining inside. With practical velcro fasteners for adjusting the width of the sleeves. Side pockets. Robust YKK® zippers. Hood can be rolled up in the collar. Icon print at chest height, logo print on sleeve. Mini format: two-tone bag with carabiners for packing away.

Color: black

Size	Order no.
S	0980 000 0018
M	0980 000 0019
L	0980 000 0020
XL	0980 000 0021
XXL	0980 000 0022

NEW Chronograph




Sporty and cool – that's the look of this exclusive chronograph – produced by Jacques Lemans. With a body made of solid stainless steel, hardened Crystex glass and waterproof to 10 ATM, this sturdy chronometer – high quality in a fashionable design – will rise to all sporting challenges.

Order no.
0464 589 0000

Key and cell holder

The most convenient way to keep your keys, cell phone and other valuables close at hand during outdoor activities.



Color: orange/black

Order no.
0988 500 0001

Outdoor water bottle 0.75 liters



Having plenty to drink is essential during sporting activities. The outdoor water bottle made from aluminum is lightweight and always at hand when you're on the move. Naturally features food-safe coating on the inside and screw cap with rubber seal.

Color: orange

Order no.
0988 500 0002



Accessory: Neoprene insulation pouch

The perfect accessory for every water bottle. Keeps drinks warm or cold (as required) and protects the container from damage. With a belt loop and velcro fastener.

Color: black

Order no.
0988 500 0003

Ear protectors



Order no.
0989 300 0001

Foldable ear protection with cushioned head strap and soft pads. Protects against noise up to 104 dB (A). Tested to EN 352. SNR 24 (H:28; M:21; L:13).

Wallet



Material:
100 % polyester

Robust wallet with sporty appearance. Compartmentalized interior: section with velcro fastener for coins, separate section for bills, several pockets for plastic cards.

Color: black/mud

Order no.
0986 300 0000

Kitbag



Material:
100 % polyester;
Volume: 58 liters

Large kitbag made from water-repellent material. Length-adjustable carrying belt. Additional zipper on the side. Practical extra section for shoes. Can be used as a kitbag or sports-bag.

Color: black/mud

Order no.
0986 200 0000

Sunglasses



Material:
high density nylon;
Light penetration:
17 % (category 3), EN 166

Ideal for tough outdoor use: the maxi impact system guarantees high shock resistance. A triple reflex coating ensures scratch resistance. The sunglasses come in a micro-fiber pouch that can also be used for cleaning the lenses.

Color: titanium/orange

Order no.
0988 500 0004

Cap



Material:
cotton

Designed in exclusive black and with contemporary design, the cap features a curved peak and a metal clip for adjusting the width. With embroidered logo in trendy color combinations.

Color: black

Size Order no.
one fits all 0989 100 0007

NEW Clasp knife with leather case



Order no.
0988 100 0006

Splendid pocket knife with stainless steel liners, light metal shell and grip with burl wood overlays on both sides. Material: high-grade steel. Thanks to the blade perforations, it's easy to open with your thumb. Liner lock for safe locking of the blade in the open position. Adjustable blade. Knife case made from black leather with an incised belt loop and snap fastener. Weight 128 g, grip length 11 cm, blade length 8.3 cm.

NEW Clasp knife



Order no.
0988 100 0005

Handy and light TIMBERSPORTS® pocket knife with unusual design highlights. Blade made of rustproof, high-quality steel. Grip with rosewood overlays and stainless steel chuck, matt sandblasted finish. Blade button opens the knife. Liner lock locks the blade safely in place. Adjustable blade. Weight 89 g, grip length 9.5 cm, blade length 6.8 cm.

Smart hiking boots

Upper material: suede and Cordura®;
Sole: Vibram®; Midsole: PVC;
Insole: velvet and polyester

Men's



Women's

Men's		Women's	
Color: gray/anthracite		Color: gray/blue	
Size	Order no.	Size	Order no.
39	0985 200 1000	37	0985 200 1009
40	0985 200 1001	38	0985 200 1010
41	0985 200 1002	39	0985 200 1011
42	0985 200 1003	40	0985 200 1012
43	0985 200 1004	41	0985 200 1013
44	0985 200 1005	42	0985 200 1014
45	0985 200 1006		
46	0985 200 1007		

Extremely lightweight all-round hiking boots for outdoor sporting use on wet and dry terrain. Perfectly designed with moisture-resistant membrane, breathable Cordura® mesh and anti-slip Vibram® sole.

Please order hiking boots one size larger!

Hiking shoes

Upper material: nubuk and split leather, Cordura® mesh; Sole: Vibram®; Midsole: Texon; Inner lining: DryLex; Insole: velvet and polyester

Men's



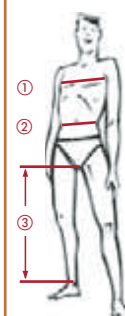
Women's

Men's		Women's	
Color: khaki/anthracite		Color: khaki	
Size	Order no.	Size	Order no.
39	0985 100 4000	37	0985 100 4009
40	0985 100 4001	38	0985 100 4010
41	0985 100 4002	39	0985 100 4011
42	0985 100 4003	40	0985 100 4012
43	0985 100 4004	41	0985 100 4013
45	0985 100 4006	42	0985 100 4014
46	0985 100 4007		
47	0985 100 4008		

The best of both worlds: functional hiking boot and slick hiking shoe . Thanks to the breathable Cordura® mesh and quick drying DryLex inside lining, optimal climate regulation is guaranteed. Hard-wearing nubuk leather offers protection against the elements. Particularly attractive: the extremely low weight.



Size tables



Men's apparel					
International	Size	Chest measurement ①	Waist measurement ②	Inseam* ③	
				Normal	Extra long
S	48	96–104 cm	82–85 cm	76 cm	81 cm
M	50	104–112 cm	86–89 cm	78 cm	83 cm
L	52	112–120 cm	90–94 cm	79 cm	84 cm
XL	54/56	120–126 cm	95–99 cm	80 cm	85 cm
XXL	58	126–130 cm	100–104 cm	81 cm	86 cm

* +/- 20 mm each



Shoes (women's and men's)											
German sizes	37	38	39	40	41	42	43	44	45	46	47
UK sizes	4.0	5.0	5.5	6.5	7.5	8.0	9.0	9.5	10.5	11.5	12.0

Material glossary



Coating with active breathing properties: Laminated, microporous coating that is impermeable for rain and snow but transports bodily moisture from inside to outside. Water vapor throughput: 3,000 g/m²/24 h (important for breathability); Water column: 3,000 mm/m² (important for impermeability).

Cordura®: Extremely abrasion-resistant air-permeable fabric. Because it's extremely light and easy to look after, Cordura® is highly suitable for outdoor textiles.

Cotton canvas: A very tear-resistant and scrub-resistant cotton fabric in a plain weave.

Combed cotton: With its long fibers, combed cotton is particularly soft – a cleansing process ensures that contaminants and short fibers are removed from the material. Fiber length is an important quality feature of cotton.

Polyester: This fabric absorbs only 0.5 % of its own weight in moisture. It is particularly resistant to UV rays and maintains its shape even when wet. Polyester is an ideal material for coating or laminating. Its various characteristics mean that it's highly suitable as a backing material for functional jackets. As a knitted fabric, polyester forms the basis for fleece garments. We use polyester fabric for our rucksack materials and wallets.

Vibram®: Vibram is the ultimate sole for outdoor applications. The right choice of material combined with the right surface pattern ensures perfect adaptation to the demands made. With hiking boots (men's and women's models), STIHL has opted for a sole that offers a secure grip on alternating surfaces while still enabling the boot to be lightweight. The profile even provides good traction on asphalt and the rolling properties are exceptional.



If you trust your STIHL equipment on the job you'll love it in your leisure time too. STIHL merchandise.

Merchandise

From professional to hobbyist – people who work with STIHL know that these aren’t just any old work tools. STIHL customers are proud of their tools, their work and the fruits of their labor. So it’s not surprising that they’re also keen to demonstrate their enthusiasm. STIHL fans young and old can indulge their passions with our practical and unique accessories – while playing, exercising or on a relaxing trip in the great outdoors.

Children’s battery-operated toy chain saw

40 cm, incl. batteries



Order no.

0464 934 0000

3 years and over

Children’s toy work gear

No protective function




Order no.

0464 939 0000

3 years and over

Children’s battery-operated toy brushcutter

86–107 cm, incl. batteries



Order no.

0464 937 0000

5 years and over

Battery-operated chain saw keyring

10 cm, with noise, incl. batteries




Order no.

0464 113 0000

Lumberjack keyring

6 cm




Order no.

0464 107 0000



Sports bag

60x25x30 cm




Order no.

0464 072 0001

Backpack


32x45x25 cm



Order no.

0464 853 0000

Baseball cap with leather peak



Order no.

0464 015 0010

These pages show just a selection from our extensive range of merchandise. Further merchandise is available from your dealer. Subject to modifications in technology, form and appearance.

Merchandise

Toolcard with nine tools

8x5,3 cm



Order no.
0464 168 0000

Knife, scissors,
tweezers, nail file,
etc.

NEW Barbeque cutlery in metal case

Three-piece barbecue set (tongs, fork, spatula) plus a branding iron with the STIHL logo
45x15x8 cm



Order no.
0464 169 0000

NEW Notebook, synthetic leather



Order no.
0464 563 0000

NEW STIHL V-Shirt

100 % cotton



Size	Order no.
S	0464 035 0005
M	0464 035 0006
L	0464 035 0007
XL	0464 035 0008
XXL	0464 035 0009

LED torch

14.5 cm, incl. batteries,
17 white and 5 red LEDs



Order no.
0464 149 0020

NEW Mini LED torch



Order no.
0464 147 0000

NEW Ballpoint pen



Order no.
0464 516 0000

NEW Sunglasses



Order no.
0464 945 0000

NEW Wireless mouse



Order no.
0464 572 0000

Mini truck, metal

26 cm, Scale 1 : 64

Available from
spring 2010!



Order no.
0464 957 0010

NEW Watch



Order no.
0464 402 000

These pages show just a selection from our extensive range of merchandise. Further merchandise is available from your dealer. Subject to modifications in technology, form and appearance.



If you value added service, you can now find it anywhere worldwide.
At **www.stihl.com**.

A variety of blossoms, a perfectly trimmed hedge or clean paths. No matter what matters to you – we'll support you with premium tools and our incomparable STIHL service, online too. Here you can find a wealth of information on our products and technology, as well as the company itself. The dealer search function will help to locate an authorized dealer in your neighborhood. You can also use one of our many forms to ask questions, make suggestions or request information material. Check out **www.stihl.com**. You'll be impressed.

Quality from STIHL



Whether it's sawing, mowing, trimming, cleaning or cutting – users are always impressed by the uncompromising quality and reliability of STIHL. And to make sure you remain excited about STIHL products for years to come, they are exclusively available from an authorized dealer in your area.

Your STIHL service partner

You're in good hands with your STIHL dealer – from advice to handling tips and service. They can advise you on the most appropriate tools for your requirements, give useful tips on how to use the machine correctly and offer professional service. This gives you the assurance that your STIHL power tool will not only retain its practical value but remain a pleasure to use for many years to come.

Original STIHL replacement parts

Maximum reliability, even in extreme conditions, is a hallmark of STIHL power tools. And if anything should ever go wrong with your product, STIHL customer service has original spare parts that guarantee the performance, safety and longevity of your STIHL power tool. Our spare parts can be recognized by the STIHL logo or the parts symbol – a stylized S.



Monitored STIHL quality

The high standard of STIHL power tools is based on the stringent quality requirements applied in all areas of the company. STIHL thus complies with the international ISO 9001 and ISO 14001 standards for seamless quality and environmental management: the design, technology and features are subject to change.

For your safety

If not used in the approved manner, all our products can cause harm to the user or other people, animals or objects in the immediate vicinity. This is why you should carefully read the entire user manual before starting and/or using a product for the first time and follow all the safety instructions.

Marks of conformity and general information

STIHL products are regularly inspected by both German and international institutions

We are more than happy to subject our products to stringent checks because we see them as an extension to our own test programs. We attach great importance to the findings of these neutral bodies – after all, they have our customers' best interests at heart. By awarding their respective marks of conformity, these institutions confirm the impeccable quality standards and exemplary technology of STIHL products.

Visit www.stihl.com/vib for further information on compliance with EU directive 2002/44/EG governing vibration in the workplace.

Information regarding compliance with the REACH regulation (EG) No. 1907/2006 can be found at www.stihl.com/reach.

Marks of conformity – explained:



The “Communauté Européenne” (European Community) mark of conformity. Products marketed by STIHL comply with all applicable European regulations.



The voluntary “Geprüfte Sicherheit” (Tested Safety) or GS mark is awarded by recognized test centers. The GS mark also helps to identify the center that performed the check.



The German Agricultural Society's (DLG) mark of conformity. An independent and voluntary commission specifies inspection criteria and assessment standards, and determines which products are awarded this seal of approval. The society's SignumTest usually takes 6 to 12 months. For test reports see www.dlg-test.de.



The German Agricultural Society's (DLG) former mark of conformity. This corresponds to the current DLG SignumTest mark of conformity.



The German Center for Forest Work and Technology (KWF) awards the “KWF-Gebrauchswert” (KWF Utility Value) mark of conformity to forestry tools and equipment (also to hobby and semi-professional tools) that meet all standards with regard to cost-effectiveness, operational safety, ergonomics and environmental friendliness. For test reports see www.kwf-online.de.



The RAL (German Institute for Quality Assurance and Certification) awards this certification (RAL-UZ 48) to chain saw lubricants that are rapidly biodegradable. Chain lubricants bearing this blue angel are environmentally-friendly alternatives to conventional products. They are composed predominantly of rapeseed oil or turnip oil and are therefore readily biodegradable. They do not contain heavy alkylate, waste oils and harmful ecotoxicological substances.



The RAL (German Institute for Quality Assurance and Certification) awards this certification (RAL-UZ 129) to gardening tools that are particularly quiet, produce few emissions and are therefore non-damaging to user health and gentle on the environment in noise-sensitive areas. For more details see www.blauer-engel.de.



The European Eco-Label, which was introduced in 1992, is supported by the European Commission, all member states of the EU and the European Economic Area. European consumers view the “flower” symbol as proof of a high-quality, environmentally friendly product that has been verified by independent national agencies in the various member states. For more details see www.eco-label.com.



All GORE-TEX® shoes and clothing bear the Guaranteed to Keep You Dry™ guarantee for life-long water and wind resistance and breathability.



Products with the Oeko-Tex® label have been tested and certified according to the Oeko-Tex® standard 100. The Oeko-Tex® standard 100 is a worldwide uniform testing and certifying system for raw, intermediate and end textile products. Tests for harmful substances cover prohibited and regulated substances as well as chemicals that pose a health threat.

General Notice

1. This catalogue is valid as of **1 January 2010**.
2. This catalogue supersedes all previous catalogues.
3. Some articles – especially accessories – are not available in all countries or are only available on request.
4. Data and illustrations contained in this catalogue are without obligation.
5. We reserve the right to make changes in technology, form and equipment.

Advice, customer service and spare parts from STIHL



Good service means personal service. That's why STIHL products are only available from trained and authorized STIHL dealers. They're the only places you can get professional advice, qualified service and great all-round support. In short: everything you need to get down to work with STIHL products – no matter whether at home, in your private garden or as a professional forestry maintenance worker. Drop by and visit your trusted authorized STIHL dealer – there's one in your area. You can find out where they are at our website: **www.stihl.com**.



0463 931 0123. M20. M9. Konradin. Printed in Germany. © ANDREAS STIHL AG & Co. KG 2009.

Printed on PEFC-certified paper. The PEFC certificate (Programme for the Endorsement of Forest Certification Schemes) stands for sustainable forest management with the goal of ensuring that forest ecosystems remain intact for future generations. Independent certifying bodies monitor adherence to regulations concerning the awarding of this seal of approval. Companies that use PEFC-certified paper demonstrate their commitment to the environment and their responsible attitude toward wood – an invaluable raw material. For more information visit www.pefc.de.

For further information and advice: