

# Built-in Appliances

2011/2012



**BOSCH**

Invented for life



"It has always been an unbearable thought to me that someone could inspect one of my products and find it inferior in some way. For that reason I have consistently tried to produce products which can withstand the closest scrutiny – products which prove themselves to be superior in every respect."

Robert Bosch 1861-1942



**reddot design award**  
winner 2011

With more than 12,000 submissions from more than 60 countries, the international red dot design award is the largest and most renowned design competition in the world. Bosch has won 29 red dot awards, look out for the above logo against the relevant award winners.



product  
design  
award

2011 ■

The International Forum (iF) design awards are one of the most challenging design competitions in the world, and the iF product design award is recognized as a label for good design. Products entered are stringently evaluated for quality of design and materials, innovation, environmental sustainability, functionality, ergonomics, safety and longevity. Bosch has won more than 45 of them.

# Contents.

Ovens	8 – 31
Compact appliances – combination ovens, microwaves, steam ovens, coffee maker and warming drawers	32 – 49
Gas hobs	50 – 57
Electric hobs	58 – 68
Domino hobs	69
Hoods	70 – 85
Refrigeration	86 – 107
Dishwashers	108 – 127
Home laundry	128 – 135
Bosch customer service	136

To help you choose the right Bosch appliance for your needs we have divided our product groups into four distinct design lines.

## *Logixx*

Premium models with exceptional cutting-edge features and extras. All our Logixx machines offer electronic controls, and you will find innovative features such as clear text displays and metal touch controls, as well as all-steel handles and illuminated pop-out controls.

## *Avanti*

Added value models with a good selection of features at a good price. The highest quality materials such as stainless steel and cast iron are used throughout as well as the latest technologies and design features such as touch controls and pop-out controls.

## *Exxcel*

Mid-range models with a broad range of extra features and benefits. Large easy to use LED displays are common and selected products offer electronic controls. The stylish Bosch U-form door design, glass-on-metal door construction and metal-capped pop-out controls are also features to look out for.

## *Classix*

Simple practical models offering Bosch build quality and value for money. Functions and controls are simplified but the highest build quality is guaranteed. Products are straight forward and easy to use whilst still being safe and stylish.

# Technologies that not only improve our daily life, but our future as well.

Bosch is constantly guided by this principle, from environmentally friendly production methods to researching new, energy-efficient technologies.

## Our environmental pledge

We set ourselves very strict guidelines, and in the majority of cases these exceed statutory regulations. This environmentally friendly approach is adhered to throughout the entire design and manufacturing process. Wherever possible we use recyclable plastics, and label all plastic parts so they can be easily sorted and disposed of in an environmentally friendly manner. We make considerable energy savings through heat recovery and energy supplied on demand, and we avoid harmful emissions and effluents by using effective filtering and purification systems. You can rest assured that when we are developing new appliances we are both keeping pace with your demands and meeting our principles of protecting the environment.



## The new symbol for sustainability and energy efficiency.

To differentiate our appliances and help you identify our most energy efficient models we have introduced a 'Green technology inside' symbol. This symbol highlights products that feature groundbreaking technologies, which achieve maximum performance while being extraordinarily economical in their use of energy and natural resources.

## Make the right environmental choice.

Backed by groundbreaking technological innovations, Bosch develops some of the world's most economical and efficient home appliances.

Almost all our main ovens use 20% less energy than the maximum qualifying rate for energy efficiency class A. The few that don't still qualify for an efficient A rating. That makes them clear winners when it comes to saving the environment and saving you money. Look out for the energy rating symbol on specific models for full details.

## ActiveWater

Our ActiveWater dishwashers dramatically reduce both water and electricity consumption – using only 6.5 litres\* of water and 0.92kWh electricity. Compared to a staggering 49 litres of water if you washed-up the same load by hand.



Our Logixx and Exxcel washing machines are A+ rated for energy, whilst our Logixx and Exxcel washer dryers are B rated for energy, all leading the way in energy and water saving technology.



Our refrigeration products are among the most economical in the world. Unlike your washing machine or dishwasher, your fridge or freezer is on 24 hours a day, so it is especially important that it does not waste energy. Every model in the Bosch range has been awarded at least an A+ energy rating, using as much as 20% less energy than equivalent A-rated models and one super-efficient model has been awarded A++, using 40% less energy than equivalent A-rated models.

\*Based on the standard Eco 50°C programme using our new AquaStar models.



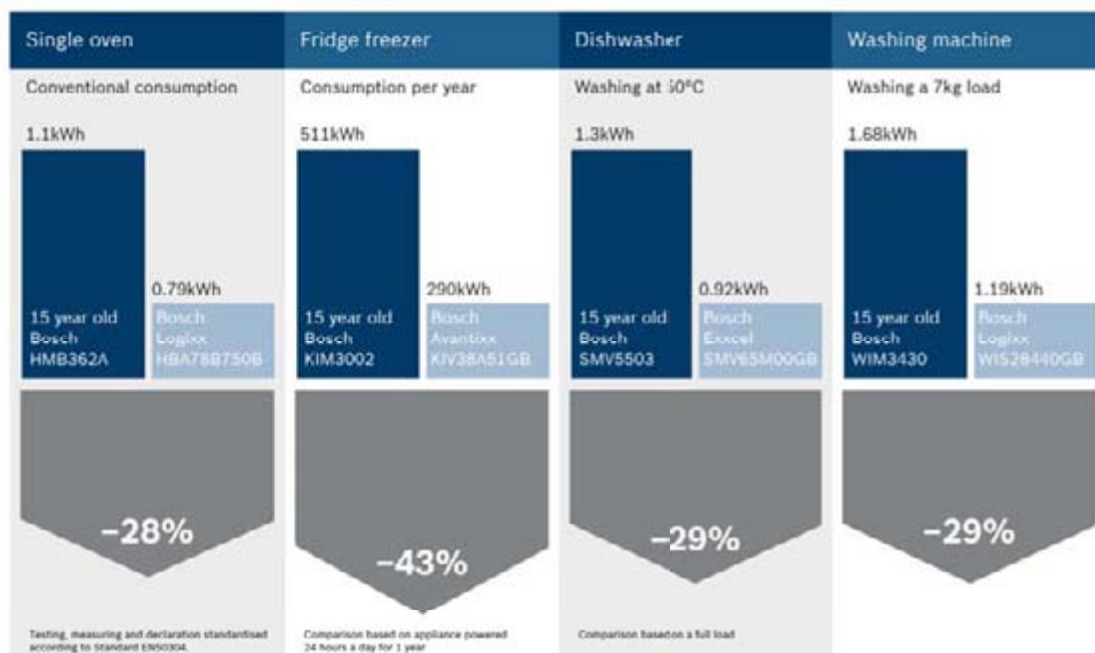


### Energy efficiency labelling scheme

To help you choose the most energy efficient appliances, the EU has introduced an energy-rating scheme and all appliances must display an EU Energy Label. Cooling and dishwashing classifications are newly updated for 2011. To reflect technological advances in energy efficiency the old A to G system is now updated to 'A+++' for the most efficient appliances, and 'D' to reflect the least efficient. In addition, the annual consumption for water and noise level will be displayed for the first time.

2011 EU classifications remain the same for cooking, the most efficient rating being 'A', and the least efficient G. All Bosch ovens are at least an A rating, whilst most are 20% more efficient than the top A rating.

### Bosch appliances use less energy across all categories.





# Great performance. Perfect symmetry.



The new collection of Bosch built-in appliances has been designed to give you perfect symmetry in your home. Matching control panels and horizontal lines allow you to mix and match products vertically and horizontally. Every detail has been considered from the control panels\*, dials and knobs to the handles and door design.

\*Please note that the colour of the displays may vary depending on whether it is an LCD or LED display.



## Premium black & white.



Bringing you the latest in stylish contemporary design, our premium black & white models feature glass fascias, all steel handles and steel finished control dials, delivering a contemporary twist to old favourites. Finish available on Exxcel single ovens and selected Exxcel compact appliances, plus selected hobs and chimney hoods allowing you to perfectly coordinate your new distinctive look.









# Ovens.

## Logi**xx**

Premium models with exceptional cutting-edge features and extras. The ultimate in contemporary style with twin display windows, one for LCD clear text, one for LED function display, illuminated pop-out control and metal touch controls. Also look out for advanced features such as Auto Cook and memory function.



## Ex**xx**cel

Mid-range models with a broad range of extra features and benefits. The glass-on-metal door construction, all-steel handles and metal-capped pop-out controls ensure these ovens stand apart from the crowd. Plus 8 cooking functions and Fast Heat as standard on all multifunction models.



## Avanti**xx**

Added value models with a good selection of features at a good price. Cooking functions are simplified, but you will still find easy-to-use large display windows, touch controls and pyrolytic self-cleaning, which makes cleaning the oven a breeze.



## Classi**xx**

Simple practical models offering Bosch build quality and value for money. Offering up to 5 cooking functions, fully automatic programmer and up to a spacious 67-litre oven capacity.







# The new generation of Bosch ovens brings style and elegance to the kitchen.

Our new ovens combine the highest quality stainless steel and glass for a sleek look. Matching control panels\* and horizontal lines allow you to mix and match with other cooking appliances for a totally coordinated look.

## Metal behind glass

The new generation of Bosch ovens bring style and elegance to the kitchen. The new concept U-form door has a horizontal section of steel behind the outer glass for a unique, chic look.

## Sleek new lines

Our new ovens combine the highest quality stainless steel and glass for a sleek and resistant finish. The ergonomically designed all-steel straight bar handle integrates perfectly with the door. And, coordinating control panels and horizontal lines allow you to mix and match different products vertically and horizontally for a completely coordinated look.

## Control panel

Fully programmable, the controls are intuitive and simple to use. Selected models also feature clear text on the LCD display screen.

## Metal touch controls

Our state-of-the-art Logixx ovens now feature the latest in touch control technology with metal touch controls, which only require the lightest touch to activate them.

## Pop-out controls

Not only make the oven easy to operate but also they maintain a clean line when the oven is not in use, making the oven control panel easy to clean. Our top of the range Logixx models also have an illuminated red hand.

## Enamel coating

The grey enamel interior coating is easy to clean and the lighter colour improves visibility of your dishes while cooking.

## Door constructions

Our range of single ovens are available in two different door constructions; drop-down and side opening, so that you can ensure the best solution for your kitchen environment and personal requirements.

## Colour options

Bosch built-in appliances come in a number of finishes to complement most kitchen styles. Brushed steel offers a bold, stunning statement, while premium black and white models feature glass fascias, steel handles and steel finished control dials to deliver a modern, contemporary twist to old favourites. Those who prefer their white and black models in a more traditional form, Bosch also offers models with colour coordinated handles, controls and metal fascias.



\*Please note that the colour of the displays may vary depending on whether it is an LCD or LED display.

## Simple, safe, stylish.

Our ovens are incredibly easy to use and maintain. Pyrolytic self-cleaning makes cleaning the oven a pleasure instead of a chore. They are extremely safe with double or triple glazed doors and a safety lock that disables all functions. For extra piece of mind our electronic models also feature automatic switch off.





#### Pyrolytic self-cleaning system

The ultimate in self-cleaning power and convenience. During the pyrolytic self-cleaning cycle, the oven is heated to around 480°C, at this temperature any deposits are quickly reduced to a thin layer of ash, which can then be simply wiped away with a damp cloth to leave a completely clean oven.



#### Oxylytic self-cleaning programme

This oven cleaning function is highly effective and simple to use. Simply turn the dial to select the clean function and then choose from the three different cleaning cycles depending on how dirty the Oxylytic liners are: Level 1 = 45 minutes, Level 2 = 1 hour, Level 3 = 1 hour 15 minutes. Available on the HBM56B550B only.

#### Catalytic liners

Catalytic liners help to reduce the amount of manual oven cleaning. The liners gather grease and dirt, which is then burnt off or oxidised when the oven heats up to around 210°C. Over time grease and fat can build-up making it necessary for you to clean or replace the liners to ensure good performance.

#### Automatic switch off (electronic ovens)

For extra peace of mind, if left unattended, the electronic oven will switch off after a specific period of time. This additional safety feature is only available on electronic models. This can be over-ridden simply by periodically adjusting the temperature.

Temperature range	Automatic switch off after:
Under 140°C	73 hours
141 - 200°C	6 hours
201 - 250°C	3 hours
251°C+	2 hours



#### Memory function

Store your favourite recipe instructions e.g. heating mode + temperature + cooking duration then simply press the memory button to repeat the sequence at any time.

#### Sabbath setting

The oven can be set to maintain a temperature of 85°C – 140°C for between 24 and 73 hours.

#### Safer touch doors

Bosch oven doors are either double or triple glazed depending on the model, and ensure that the temperature of the door is always well within safety standards.



#### Safety lock

Simply press the lock key for 4 seconds to disable all functions.

#### HEZ333000 – deep pan

This extra deep large pan has a capacity of 10 litres and is ideal for grilling or roasting on a big scale. Available as an optional accessory.

#### HEZ338356 – fully extendable shelf rails

The height of convenience, telescopic shelf rails allow you to pull out the oven shelves to access an item without having to lift it out of the oven. Ideal for basting or tasting quickly and safely. Each set is supplied with rails for three shelf levels. Available as an optional accessory.

#### Standard accessories

Please see the specification guide at the back of this brochure.



## Auto Cook.

Imagine having a sous-chef working for you in your kitchen everyday. With Auto Cook you can!

Simply place the dish in the oven, and then choose the appropriate automatic programme from the menu. There are 40 or 68 recipes to choose from depending on the model.







Input the weight of the meat or fish and press start. Auto Cook then takes over and determines the cooking mode, temperature and cooking duration. It even switches off the oven towards the end of the cooking time to finish off using residual heat thus saving energy.

Poultry, red meat, fish or stews, Auto Cook will cook your dish to perfection. As Auto Cook requires the use of ovenware with a lid your oven will stay clean too. Cooking with Bosch couldn't be simpler.

- 1 Press the Auto Cook key and select an automatic cooking programme
- 2 Specify how you would like it cooked i.e. rare
- 3 Input the weight
- 4 Press start

## Cooking functions.

Multi-function cooking provides a solution for all your cooking requirements. With a choice of up to 11 different cooking functions, from traditional heating systems to more specialised functions such as Hydrobaking and Pizza setting, a Bosch oven will provide you with the flexibility to prepare a variety of meals for you and your family.



### 3D hot air cooking

The element around the fan distributes the heat quickly and evenly throughout the oven for same temperature cooking on three levels. Sweet and savoury items can be cooked at the same time. At higher temperatures (200-220°C) the effect is to evenly grill on three levels – with no turning of the food required. Use high temperature 3D hot air cooking, for example, to cook an entire full English breakfast.



### Conventional top and bottom heat

Employs both the upper and lower heating elements. The heat travels to the centre of the oven by natural convection, which is the best position to obtain the selected temperature. Most foods can be cooked using this system, but it is best suited to foods which require a dark crisp finish or long slow cooking.



### Bottom heat only

Only the bottom element is used to generate heat. This method is ideal for reheating or for when a crisp underside is required such as pizza bases and pastry cases. It can also be used for drying herbs and hain-marie cooking.



**Full width variable grill**

Enables you to grill large quantities with precise temperature control. For added efficiency grilling is performed with the oven door closed.

**Half width variable grill**

On selected ovens you have the option to select just the centre section of the grill element as an economical way to grill smaller quantities of food.

**Hot air grilling**

An ideal cooking method for meat and poultry where a rotisserie effect is desired. The grill and fan operate alternately, which results in even crisp food and can use up to 50% less energy than traditional roasting.

**Defrost**

Perfect for gently defrosting meat, poultry, bread, cream cakes and much more.

**Auto Cook**

Simply place the dish in the oven, and then choose the appropriate automatic programme from the menu. Specify how you want your dish cooked e.g. rare, medium or well done. Input the weight of the meat or fish and press start. Auto Cook then takes over and determines the cooking mode, temperature and cooking duration to cook your dish to perfection. (See pages 14 & 15 for more details).

**Pizza function**

Designed with the pizza-lover in mind, but equally useful for quiches and tarts, this innovative function delivers cooking power for a perfectly crisp, browned base while keeping the topping moist. Suitable also for frozen food, and in many cases no preheating is required.

**Hydrobaking**

Retains the natural moisture emitted during the cooking process to prevent your baking from drying out. Ideal for bread and pastries.

**Low temperature cooking**

Ideally suited for keeping high quality pan-fried meat at the desired level of rareness or otherwise for an extended period of time without it spoiling. Juices and textures are retained whilst you get on with preparing the rest of the dinner.

**Intensive heat**

Delivers immediate intense heat from below, which is particularly effective for foods with a crispy base such as pizza. It makes it unnecessary to preheat the oven when baking cakes and quiches, and is also ideal for baking with tin, glass or porcelain moulds, which tend to reflect heat or are poor conductors of heat.

**Fast heat**

This time-saver preheats the oven approx. 30% faster by using all the heating elements at once.

**Keep warm**

This convenient function keeps food items warm at temperatures between 66°C and 100°C at the touch of a button.

**Plate warming**

Food stays warm for longer if served up in preheated ovenware. Plate warming allows you to preheat porcelain ovenware to between 30°C to 65°C.

## Bosch Logixx ovens with Auto Cook.

Simply place the dish in the oven, and then choose the appropriate automatic programme from the menu. Specify how you want your dish cooked e.g. rare, medium or well done. Input the weight of the meat or fish and press start. Auto Cook then takes over and determines the cooking mode, temperature and cooking duration to cook your dish to perfection.







	Logixx single multifunction pyrolytic oven HBA78B750B brushed steel	Logixx single multifunction pyrolytic oven HBA78B950B brushed steel
<b>Key features</b>	<ul style="list-style-type: none"> <li>Electronic control</li> <li>New concept control panel with metal touch controls and separate LCD digital clear text and LED symbol displays</li> <li>Digital temperature display with proposal</li> <li>Digital symbol and function display</li> <li>Heating-up and residual heat indicator</li> <li>Actual temperature display</li> <li>Automatic safety switch off</li> <li>Pyrolytic self-cleaning function</li> </ul>	<ul style="list-style-type: none"> <li>Electronic control</li> <li>New concept control panel with metal touch controls and separate LCD digital clear text and LED symbol displays</li> <li>Digital temperature display with proposal</li> <li>Digital symbol and function display</li> <li>Heating-up and residual heat indicator</li> <li>Actual temperature display</li> <li>Automatic safety switch off</li> <li>Pyrolytic self-cleaning function</li> </ul>
<b>Design</b>	<ul style="list-style-type: none"> <li>Control panel height 11.5 cm</li> <li>Twin display window and central illuminated full metal control dial</li> <li>Metal touch controls</li> <li>Straight bar handle with steel handle fixing blocks</li> <li>U-shape glass on metal door design</li> </ul>	<ul style="list-style-type: none"> <li>Control panel height 9.6 cm</li> <li>Twin display window and central illuminated full metal control dial</li> <li>Metal touch controls</li> <li>Straight bar handle with steel handle fixing blocks</li> <li>U-shape glass on metal door design</li> </ul>
<b>Features</b>	<ul style="list-style-type: none"> <li>Electronic clock timer with automatic on/off programmer</li> <li>Main on/off switch</li> <li>2 interior lights</li> <li>Electronic door lock; safety lock; door locking</li> <li>Smooth enamelled interior with easy fit support rails</li> <li>5 shelf positions</li> <li>Oven capacity: 65 litres</li> </ul>	<ul style="list-style-type: none"> <li>Electronic clock timer with automatic on/off programmer</li> <li>Main on/off switch</li> <li>2 interior lights</li> <li>Electronic door lock; safety lock; door locking</li> <li>Smooth enamelled interior with easy fit support rails</li> <li>5 shelf positions</li> <li>Oven capacity: 65 litres</li> </ul>
<b>Programmes/ functions</b>	<ul style="list-style-type: none"> <li>Sabbath setting</li> <li>68 automatic programmes</li> <li>Fast heat</li> </ul>	<ul style="list-style-type: none"> <li>Sabbath setting</li> <li>68 automatic programmes</li> <li>Fast heat</li> </ul>
<b>Optional accessories</b>	<ul style="list-style-type: none"> <li>HEZ338356 3 level telescopic shelf rails, full ext.</li> </ul>	<ul style="list-style-type: none"> <li>HEZ338356 3 level telescopic shelf rails, full ext.</li> </ul>



	Exxel single multifunction oven HBA53B550B brushed steel HBA53B560B premium black HBA53B520B premium white	Exxel single multifunction pyrolytic oven HBA73B550B brushed steel
<b>Key features</b>		<ul style="list-style-type: none"> <li>– Electronic control</li> <li>– Automatic safety switch off</li> <li>– Pyrolytic self-cleaning function</li> </ul>
<b>Design</b>	<ul style="list-style-type: none"> <li>– Single display window</li> <li>– Control dials with metal cap</li> <li>– Touch control</li> <li>– Straight bar handle with steel handle fixing blocks</li> <li>– U-shape glass on metal door design</li> </ul>	<ul style="list-style-type: none"> <li>– Single display window</li> <li>– Control dials with metal cap</li> <li>– Touch control</li> <li>– Straight bar handle with steel handle fixing blocks</li> <li>– U-shape glass on metal door design</li> </ul>
<b>Features</b>	<ul style="list-style-type: none"> <li>– Electronic clock timer with automatic on/off programmer</li> <li>– 2 retractable control dials</li> <li>– Safety lock</li> <li>– Smooth enamelled interior with easy fit support rails</li> <li>– 5 shelf positions</li> <li>– Catalytic back, roof and side liners</li> <li>– Oven capacity: 67 litres</li> </ul>	<ul style="list-style-type: none"> <li>– Electronic clock timer with automatic on/off programmer</li> <li>– 2 retractable control dials</li> <li>– Electronic door lock</li> <li>– Safety lock</li> <li>– Smooth enamelled interior with easy fit support rails</li> <li>– 5 shelf positions</li> <li>– Oven capacity: 65 litres</li> </ul>
<b>Programmes/ functions</b>	<ul style="list-style-type: none"> <li>– Fast heat</li> </ul>	<ul style="list-style-type: none"> <li>– Pyrolytic cleaning system 3 settings</li> <li>– Fast heat</li> </ul>
<b>Optional accessories</b>	<ul style="list-style-type: none"> <li>– HEZ33B356 3 level telescopic shelf rails, full ext.</li> <li>– HEZ333000 Professional pan</li> </ul>	<ul style="list-style-type: none"> <li>– HEZ33B356 3 level telescopic shelf rails, full ext.</li> </ul>



**Exxcel single multifunction oven**  
**HBA13B550B brushed steel**



<b>Key features</b>	
<b>Design</b>	<ul style="list-style-type: none"> <li>– Single display window</li> <li>– 2 retractable control dials</li> <li>– Control dials with metal cap</li> <li>– Touch control</li> <li>– Straight bar handle with steel handle fixing blocks</li> <li>– U-shape glass on metal door design</li> </ul>
<b>Features</b>	<ul style="list-style-type: none"> <li>– Electronic clock timer with automatic on/off programmer</li> <li>– Safety lock</li> <li>– Smooth enamelled interior with easy fit support rails</li> <li>– 5 shelf positions</li> <li>– Catalytic roof and back liners</li> <li>– Oven capacity: 67 litres</li> </ul>
<b>Programmes/ functions</b>	
<b>Optional accessories</b>	<ul style="list-style-type: none"> <li>– HEZ338356 3 level telescopic shelf rails, full ext.</li> <li>– HEZ333000 Professional pan</li> </ul>



	<b>Avantixx single multifunction pyrolytic oven</b> <b>HBA63A250B brushed steel</b> <b>HBA63A260B black</b>	<b>Avantixx single multifunction oven</b> <b>HBA43B250B brushed steel</b> <b>HBA43B260B black</b>
<b>Key features</b>	<ul style="list-style-type: none"> <li>– Electronic control</li> <li>– Automatic safety switch off</li> <li>– Pyrolytic self-cleaning function</li> </ul>	
<b>Design</b>	<ul style="list-style-type: none"> <li>– Single display window</li> <li>– Standard control dials</li> <li>– Touch control</li> <li>– Straight bar handle with black handle fixing blocks</li> <li>– Full width door with side strip design</li> </ul>	<ul style="list-style-type: none"> <li>– Single display window</li> <li>– Standard control dials</li> <li>– Touch control</li> <li>– Straight bar handle with black handle fixing blocks</li> <li>– Full width door with side strip design</li> </ul>
<b>Features</b>	<ul style="list-style-type: none"> <li>– Electronic clock timer with automatic on/off programmer</li> <li>– Electronic door lock</li> <li>– Safety lock</li> <li>– Moulded enamelled oven interior</li> <li>– 5 shelf positions</li> <li>– Oven capacity: 61 litres</li> </ul>	<ul style="list-style-type: none"> <li>– Electronic clock timer with automatic on/off programmer</li> <li>– Safety lock</li> <li>– Smooth enamelled interior with easy fit support rails</li> <li>– 5 shelf positions</li> <li>– Catalytic back, roof and side liners</li> <li>– Oven capacity: 67 litres</li> </ul>
<b>Programmes/ functions</b>	<ul style="list-style-type: none"> <li>– Fast heat</li> </ul>	<ul style="list-style-type: none"> <li>– Fast heat</li> </ul>
<b>Optional accessories</b>		<ul style="list-style-type: none"> <li>– HEZ338356 3 level telescopic shelf rails, full ext.</li> <li>– HEZ333000 Professional pan</li> </ul>





	Avantixx single multifunction oven HBL43B250B brushed steel	Avantixx single multifunction oven HBR43B250B brushed steel
<b>Key features</b>		<b>Same specifications as HBL43B250B except:</b> – Right hinged
<b>Design</b>	<ul style="list-style-type: none"> <li>– Single display window</li> <li>– Standard control dials</li> <li>– Touch control</li> <li>– Straight bar handle with black handle fixing blocks</li> <li>– Full width door with side strip design</li> <li>– Side opening door, left hinged</li> </ul>	
<b>Features</b>	<ul style="list-style-type: none"> <li>– Electronic clock timer with automatic on/off programmer</li> <li>– Safety lock</li> <li>– Smooth enamelled interior with easy fit support rails</li> <li>– 5 shelf positions</li> <li>– Catalytic back, roof and side liners</li> <li>– Oven capacity: 67 litres</li> </ul>	
<b>Programmes/ functions</b>	<ul style="list-style-type: none"> <li>– Fast heat</li> </ul>	
<b>Optional accessories</b>	<ul style="list-style-type: none"> <li>– HEZ338356 3 level telescopic shelf rails, full ext.</li> <li>– HEZ333000 Professional pan</li> </ul>	



	<b>Avantixx single hot-air oven</b> <b>HBA13B251B brushed steel</b> <b>HBA13B261B black</b> <b>HBA13B221B white</b>	<b>Avantixx single hot-air oven</b> <b>HBA13B250B brushed steel</b>
	  	 
<b>Design</b>	<ul style="list-style-type: none"> <li>– Single display window</li> <li>– Standard control dials</li> <li>– Touch control</li> <li>– Straight bar handle with black handle fixing blocks</li> <li>– Full width door with side strip design</li> </ul>	<ul style="list-style-type: none"> <li>– Single display window</li> <li>– Standard control dials</li> <li>– Touch control</li> <li>– Straight bar handle with black handle fixing blocks</li> <li>– Full width door with side strip design</li> </ul>
<b>Features</b>	<ul style="list-style-type: none"> <li>– Electronic clock timer with automatic on/off programmer</li> <li>– Safety lock</li> <li>– Smooth enamelled interior with easy fit support rails</li> <li>– 5 shelf positions</li> <li>– Catalytic roof and back liners</li> <li>– Oven capacity: 67 litres</li> </ul>	<ul style="list-style-type: none"> <li>– Electronic clock timer with automatic on/off programmer</li> <li>– Safety lock</li> <li>– Smooth enamelled interior with easy fit support rails</li> <li>– 5 shelf positions</li> <li>– Oven capacity: 62 litres</li> </ul>
<b>Programmes/ functions</b>	   	   
<b>Optional accessories</b>	<ul style="list-style-type: none"> <li>– HEZ338356 3 level telescopic shelf rails, full ext.</li> <li>– HEZ333000 Professional pan</li> </ul>	



	Classixx single multifunction oven HBN531E0B brushed steel	Classixx single hot-air oven HBN331E0B brushed steel HBN331S0B black HBN331W0B white
<b>Design</b>	<ul style="list-style-type: none"> <li>Standard control dials</li> <li>Push buttons</li> <li>Straight bar handle with black handle fixing blocks</li> <li>Horizontal strip door design</li> </ul>	<ul style="list-style-type: none"> <li>Standard control dials</li> <li>Push buttons</li> <li>Straight bar handle with black handle fixing blocks</li> <li>Horizontal strip door design</li> </ul>
<b>Features</b>	<ul style="list-style-type: none"> <li>Electronic clock timer with automatic on/off programmer</li> <li>Safety lock</li> <li>Smooth enamelled interior with easy fit support rails</li> <li>4 shelf positions</li> <li>Catalytic roof and back liners</li> <li>Oven capacity: 67 litres</li> </ul>	<ul style="list-style-type: none"> <li>Electronic clock timer with automatic on/off programmer</li> <li>Safety lock</li> <li>Smooth enamelled interior with easy fit support rails</li> <li>4 shelf positions</li> <li>Oven capacity: 67 litres</li> </ul>
<b>Programmes/ functions</b>		








# Double ovens.

Welcome to the new range of Bosch double ovens. Whether you are looking for a built-in or built-under model, multi-function or hot-air, electronic or manual we have the solution...





	<i>Logixx</i> built-in double multifunction oven HBM56B550B brushed steel	<i>Exxcel</i> built-in double multifunction oven HBM53B550B brushed steel
<b>Key features</b>	<ul style="list-style-type: none"> <li>– Electronic control (Main oven)</li> <li>– Digital temperature display with proposal</li> <li>– Digital symbol and function display</li> <li>– Heating-up indicator and residual heat indicator</li> <li>– Actual temperature display</li> <li>– Automatic safety switch off</li> <li>– Oxylytic self-cleaning programme for both ovens</li> </ul>	
<b>Design</b>	<ul style="list-style-type: none"> <li>– Twin display window with central illuminated full metal control dial</li> <li>– Metal touch controls</li> <li>– Straight bar handle with steel handle fixing blocks</li> <li>– U-shape glass on metal door design</li> </ul>	<ul style="list-style-type: none"> <li>– Twin display window with central illuminated full metal control dial</li> <li>– Metal touch controls</li> <li>– Straight bar handle with steel handle fixing blocks</li> <li>– U-shape glass on metal door design</li> </ul>
<b>Main lower oven features</b>	<ul style="list-style-type: none"> <li>– Electronic clock timer with automatic on/off programmer</li> <li>– Safety lock</li> <li>– Smooth enamelled interior with easy fit support rails</li> <li>– 5 shelf positions</li> <li>– Oxylytic back, roof and side liners</li> <li>– Oven capacity: 67 litres</li> </ul>	<ul style="list-style-type: none"> <li>– Electronic clock timer with automatic on/off programmer</li> <li>– Safety lock</li> <li>– Smooth enamelled interior with easy fit support rails</li> <li>– 5 shelf positions</li> <li>– Oxylytic back, roof and side liners</li> <li>– Oven capacity: 67 litres</li> </ul>
<b>Programmes/functions</b>	   <ul style="list-style-type: none"> <li>– Sabbath setting</li> <li>– Keep warm</li> <li>– Fast heat</li> <li>– 40 automatic programmes</li> </ul>	<ul style="list-style-type: none"> <li>– Fast heat</li> </ul>
<b>Secondary top oven features</b>	<ul style="list-style-type: none"> <li>– Smooth enamelled interior with easy fit support rails</li> <li>– 2 shelf positions</li> <li>– Oxylytic back, roof and side liners</li> <li>– Oven capacity: 35 litres</li> </ul>	<ul style="list-style-type: none"> <li>– Smooth enamelled interior with easy fit support rails</li> <li>– 2 shelf positions</li> <li>– Catalytic back, roof and side liners</li> <li>– Oven capacity: 35 litres</li> </ul>
<b>Programmes/functions</b>	   	  
<b>Optional accessories</b>	<ul style="list-style-type: none"> <li>– HEZ338356 3 level telescopic shelf rails, full ext.</li> <li>– HEZ333000 Professional pan</li> </ul>	<ul style="list-style-type: none"> <li>– HEZ338356 3 level telescopic shelf rails, full ext.</li> <li>– HEZ333000 Professional pan</li> </ul>





















	<b>Avantix built-in double multifunction oven</b> <b>HBM43B250B brushed steel</b> <b>HBM43B260B black</b>	<b>Avantix built-in double hot-air oven</b> <b>HBM13B251B brushed steel</b> <b>HBM13B261B black</b> <b>HBM13B221B white</b>
<b>Design</b>	<ul style="list-style-type: none"> <li>– Single display window</li> <li>– Standard control dials</li> <li>– Touch control</li> <li>– Straight bar handle with black handle fixing blocks</li> <li>– Full width door with side strip design</li> </ul>	<ul style="list-style-type: none"> <li>– Single display window</li> <li>– Standard control dials</li> <li>– Touch control</li> <li>– Straight bar handle with black handle fixing blocks</li> <li>– Full width door with side strip design</li> </ul>
<b>Main lower oven features</b>	<ul style="list-style-type: none"> <li>– Electronic clock timer with automatic on/off programmer</li> <li>– Safety lock</li> <li>– Smooth enamelled interior with easy fit support rails</li> <li>– 5 shelf positions</li> <li>– Catalytic back, roof and side liners</li> <li>– Oven capacity: 67 litres</li> </ul>	<ul style="list-style-type: none"> <li>– Electronic clock timer with automatic on/off programmer</li> <li>– Safety lock</li> <li>– Smooth enamelled interior with easy fit support rails</li> <li>– 5 shelf positions</li> <li>– Catalytic back liner</li> <li>– Oven capacity: 71 litres</li> </ul>
<b>Programmes/functions</b>	<ul style="list-style-type: none"> <li>– Fast heat</li> </ul>	
<b>Secondary top oven features</b>	<ul style="list-style-type: none"> <li>– Smooth enamelled interior with easy fit support rails</li> <li>– 2 shelf positions</li> <li>– Catalytic back, roof and side liners</li> <li>– Oven capacity: 35 litres</li> </ul>	<ul style="list-style-type: none"> <li>– Smooth enamelled interior with easy fit support rails</li> <li>– 2 shelf positions</li> <li>– Catalytic back and roof liners</li> <li>– Oven capacity: 35 litres</li> </ul>
<b>Programmes/functions</b>		
<b>Optional accessories</b>	<ul style="list-style-type: none"> <li>– HEZ338356 3 level telescopic shelf rails, full ext.</li> <li>– HEZ333000 Professional pan</li> </ul>	<ul style="list-style-type: none"> <li>– HEZ338356 3 level telescopic shelf rails, full ext.</li> <li>– HEZ333000 Professional pan</li> </ul>



	<b>Classixx built-in double hot-air oven</b> <b>HBM13B150B brushed steel</b> <b>HBM13B160B black</b> <b>HBM13B120B white</b>	<b>Exxcel built-under double multifunction oven</b> <b>HBN53B550B brushed steel</b>
<b>Design</b>	<ul style="list-style-type: none"> <li>- Single display window</li> <li>- Standard control dials</li> <li>- Touch control</li> <li>- Straight bar handle with black handle fixing blocks</li> <li>- Horizontal strip door design</li> </ul>	<ul style="list-style-type: none"> <li>- Single display window</li> <li>- Control dials with metal cap</li> <li>- Touch control</li> <li>- Straight bar handle with steel handle fixing blocks</li> <li>- U-shape glass on metal door design</li> </ul>
<b>Main lower oven features</b>	<ul style="list-style-type: none"> <li>- Electronic clock timer with automatic on/off programmer</li> <li>- Safety lock</li> <li>- Smooth enamelled interior with easy fit support rails</li> <li>- 5 shelf positions</li> <li>- Oven capacity: 71 litres</li> </ul>	<ul style="list-style-type: none"> <li>- Electronic clock timer with automatic on/off programmer</li> <li>- Safety lock</li> <li>- Smooth enamelled interior with easy fit support rails</li> <li>- 3 shelf positions</li> <li>- Catalytic back, roof and side liners</li> <li>- Oven capacity: 50 litres</li> </ul>
<b>Programmes/functions</b>		<ul style="list-style-type: none"> <li>- Fast heat</li> </ul>
<b>Secondary top oven features</b>	<ul style="list-style-type: none"> <li>- Smooth enamelled interior with easy fit support rails</li> <li>- 2 shelf positions</li> <li>- Oven capacity: 35 litres</li> </ul>	<ul style="list-style-type: none"> <li>- Smooth enamelled interior with easy fit support rails</li> <li>- 2 shelf positions</li> <li>- Catalytic back, roof and side liners</li> <li>- Oven capacity: 35 litres</li> </ul>
<b>Programmes/functions</b>		
<b>Optional accessories</b>	<ul style="list-style-type: none"> <li>- HEZ33B356 3 level telescopic shelf rails, full ext.</li> <li>- HEZ333000 Professional pan</li> </ul>	<ul style="list-style-type: none"> <li>- HEZ333000 Professional pan</li> </ul>





	<b>Avantixx built-under double multifunction oven</b> <b>HBN43B250B brushed steel</b> <b>HBN43B260B black</b>	<b>Avantixx built-under double hot-air oven</b> <b>HBN13B251B brushed steel</b> <b>HBN13B261B black</b> <b>HBN13B221B white</b>
	   	  
<b>Design</b>	<ul style="list-style-type: none"> <li>- Single display window</li> <li>- Standard control dials</li> <li>- Touch control</li> <li>- Straight bar handle with black handle fixing blocks</li> <li>- Full width door with side strip design</li> </ul>	<ul style="list-style-type: none"> <li>- Single display window</li> <li>- Standard control dials</li> <li>- Touch control</li> <li>- Straight bar handle with black handle fixing blocks</li> <li>- Full width door with side strip design</li> </ul>
<b>Main lower oven features</b>	<ul style="list-style-type: none"> <li>- Electronic clock timer with automatic on/off programmer</li> <li>- Safety lock</li> <li>- Smooth enamelled interior with easy fit support rails</li> <li>- 3 shelf positions</li> <li>- Catalytic back, roof and side liners</li> <li>- Oven capacity: 50 litres</li> </ul>	<ul style="list-style-type: none"> <li>- Electronic clock timer with automatic on/off programmer</li> <li>- Safety lock</li> <li>- Smooth enamelled interior with easy fit support rails</li> <li>- 3 shelf positions</li> <li>- Catalytic back liner</li> <li>- Oven capacity: 56 litres</li> </ul>
<b>Programmes/functions</b>	    <ul style="list-style-type: none"> <li>- Fast heat</li> </ul>	 
<b>Secondary top oven features</b>	<ul style="list-style-type: none"> <li>- Smooth enamelled interior with easy fit support rails</li> <li>- 2 shelf positions</li> <li>- Catalytic back, roof and side liners</li> <li>- Oven capacity: 35 litres</li> </ul>	<ul style="list-style-type: none"> <li>- Smooth enamelled interior with easy fit support rails</li> <li>- 2 shelf positions</li> <li>- Catalytic back and roof liners</li> <li>- Oven capacity: 35 litres</li> </ul>
<b>Programmes/functions</b>	  	 
<b>Optional accessories</b>	<ul style="list-style-type: none"> <li>- HEZ333000 Professional pan</li> </ul>	<ul style="list-style-type: none"> <li>- HEZ333000 Professional pan</li> </ul>



 **BOSCH**

# Compact appliances.

## Logixx

Premium models with exceptional cutting-edge features and extras. One LCD clear text window and one LED function display, illuminated pop-out controls and metal touch controls mean that you can mix and match our Logixx compact appliances with either a Bosch Logixx single or double oven for a completely coordinated look. They all feature electronic controls and operating functions are also harmonised to make your life simpler.



## Exxcel


Mid-range models with a broad range of extra features and benefits. Once again the signature design style and operating features of our compact appliances perfectly complement our range of Exxcel ovens. The new U-form door with metal-on-glass door construction, metal-capped pop-out controls, touch controls and large LED displays will bring style and elegance to any kitchen.





# Healthy eating has never tasted so good.

Natural foods contain many essential vitamins and minerals. How we prepare food determines how many of these important vitamins and minerals are preserved. Steam cooking is accepted as the most gentle and therefore healthy heating mode available.



Steaming not only preserves vitamins and minerals better than any other form of cooking, it also preserves natural flavours, meaning there is practically no need for seasoning.



### Healthy eating has never tasted so good

Natural foods contain many essential vitamins and minerals. How we prepare food determines how many of these important vitamins and minerals are preserved. Steam cooking is accepted as the most gentle and therefore healthy heating mode available.

### Hot air and steam, a recipe for success

We have combined the beneficial effects of steaming with the hot air system so you can make food that is deliciously crisp on the outside while remaining juicy and healthy on the inside.



#### Hot air

Ideal for meat roasts, moist cakes and for preheating plates and dishes.



### Steaming

Perfect for vegetables and fish, drying fruit, blanching, making hard or soft-boiled eggs and sterilizing jars, bottles or babies' bottles (only after thorough cleaning). You can also reheat dishes with no risk of hard, dried up results.



### Combination cooking

Ideal for meat like tender roast beef, crispy leg of lamb and casseroles. Perfect for bread and baking and for yeast dough that rises beautifully. Or defrost frozen food without loss of shape, and keep food hot with no risk of hard, dried-up results.



### Better for you

Steaming helps to retain the vitamins and minerals in foods, which dissolve when immersed in water. In fact, compared with boiling, steam cooking retains almost 50% more of the vitamin and mineral content.

### Better-looking and tastier food

The gentle heat action of steaming not only preserves the flavour, colour and aroma of the food but also maintains the form and texture. As the food retains its natural juices and does not dry out.

### Automatic programmes

Simply place the dish in the oven and then choose the appropriate automatic programme from the menu. There are up to 70 recipes to choose from depending on the model. Input the weight and the oven will automatically calculate the temperature and cooking duration required.

### Regeneration

A unique feature to steam ovens which revitalises pre-cooked food. The function allows you to reheat up to two items at a time, gently reheating the food without danger of hot spots or drying-out the food. This is also a great feature for revitalizing breads.

### Cleaning programme

Select the cleaning programme, add a small amount of detergent (washing-up liquid) to the bowl of water in the base of the appliance and press start. Detergent laden steam then helps to soften grease deposits making it easy for you to wipe the interior clean.

### Descaling programme

The appliance will automatically inform you when descaling is needed, then simply select the descaling programme and follow the easy to understand instructions.




### Flexible installation

Our range of steam ovens offer you total flexibility when it comes to installation. All models are suitable for installation in a standard 60 cm unit and can be built into a tall cupboard or built-under a worktop. Our new space-saving HMT85DL53B model can also be housed in a 36 cm high wall unit. The door design and control panel perfectly complement our Exxcel wall microwaves allowing them to be installed side-by-side.



	<i>Logixx</i> steam combination oven <b>HBC36D753B brushed steel</b>	<i>Exxcel</i> steam combination oven <b>HBC34D553B brushed steel</b>
<b>Key features</b>	<ul style="list-style-type: none"> <li>– Electronic control</li> <li>– New concept panel with metal touch controls and separate LCD digital clear text and LED symbol displays</li> <li>– LCD digital clear text display</li> <li>– Digital temperature display with proposal</li> <li>– Digital symbol and function display</li> <li>– Heating up indicator and residual heat indicator</li> <li>– Actual temperature display</li> <li>– Automatic safety switch off</li> </ul>	<ul style="list-style-type: none"> <li>– Electronic control</li> <li>– Heating up indicator and residual heat indicator</li> <li>– Automatic safety switch off</li> </ul>
<b>Design</b>	<ul style="list-style-type: none"> <li>– Twin display window and central illuminated full metal control dial</li> <li>– Metal touch controls</li> <li>– Straight bar handle with steel handle fixing blocks</li> <li>– U-shape glass on metal door design</li> </ul>	<ul style="list-style-type: none"> <li>– Single display window</li> <li>– Control dials with metal cap</li> <li>– Straight bar handle with steel handle fixing blocks</li> <li>– U-shape glass on metal door design</li> </ul>
<b>Features</b>	<ul style="list-style-type: none"> <li>– Electronic clock timer</li> <li>– Safety lock</li> <li>– Smooth steel oven interior</li> <li>– Removable wire shelf support rails</li> <li>– 4 shelf positions</li> <li>– Tank empty indicator</li> </ul>	<ul style="list-style-type: none"> <li>– Electronic clock timer</li> <li>– Safety lock</li> <li>– Smooth steel oven interior</li> <li>– Removable wire shelf support rails</li> <li>– 4 shelf positions</li> <li>– Tank empty indicator</li> </ul>
<b>Programmes/ functions</b>	<ul style="list-style-type: none"> <li>– Dough proving</li> <li>– Low temperature cooking</li> <li>– Reheating</li> <li>– Keep warm</li> <li>– Plate warming</li> <li>– Cleaning programme</li> <li>– Descaling programme</li> <li>– 1 memory setting</li> <li>– 70 automatic programmes</li> </ul>	<ul style="list-style-type: none"> <li>– Reheating</li> <li>– Cleaning programme</li> <li>– Descaling programme</li> <li>– 40 automatic programmes</li> </ul>
<b>Performance/ technical info</b>	<ul style="list-style-type: none"> <li>– Oven capacity: 35 litres</li> <li>– Steam cooking 35 - 100°C</li> <li>– Hot air cooking 30 - 230°C</li> <li>– Water tank 1.3 litre</li> </ul>	<ul style="list-style-type: none"> <li>– Oven capacity: 35 litres</li> <li>– Steam cooking 35 - 100°C</li> <li>– Hot air cooking 30 - 230°C</li> <li>– Water tank 1.3 litre</li> </ul>
<b>Optional accessories</b>	<ul style="list-style-type: none"> <li>– Decor strip HEZ860050</li> </ul>	<ul style="list-style-type: none"> <li>– Decor strip HEZ860050</li> </ul>



	<i>Excel</i> steamer <b>HBC24D553B brushed steel</b>	<i>Excel</i> wall steamer <b>HMT85DL53B brushed steel</b>
		
<b>Key features</b>	<ul style="list-style-type: none"> <li>– Electronic control</li> <li>– Automatic safety switch off</li> </ul>	<ul style="list-style-type: none"> <li>– Electronic control</li> </ul>
<b>Design</b>	<ul style="list-style-type: none"> <li>– Single display window</li> <li>– Control dials with metal cap</li> <li>– Straight bar handle with steel handle fixing blocks</li> <li>– U-shape glass on metal door design</li> <li>– Drop down door</li> </ul>	<ul style="list-style-type: none"> <li>– Single display window</li> <li>– Control dials with metal cap</li> <li>– Push buttons</li> <li>– Side opening door, left hinged</li> </ul>
<b>Features</b>	<ul style="list-style-type: none"> <li>– Electronic clock timer</li> <li>– Safety lock</li> <li>– Smooth steel oven interior</li> <li>– Removable wire shelf support rails</li> <li>– 3 shelf positions</li> <li>– Tank empty indicator</li> </ul>	<ul style="list-style-type: none"> <li>– Electronic clock timer</li> <li>– LED light</li> <li>– Stainless steel oven interior</li> <li>– 3 shelf positions</li> <li>– Tank empty indicator</li> </ul>
<b>Programmes/ functions</b>	 <ul style="list-style-type: none"> <li>– Descaling programme</li> <li>– 20 automatic programmes</li> </ul>	 <ul style="list-style-type: none"> <li>– Descaling programme</li> <li>– 20 automatic programmes</li> </ul>
<b>Performance/ technical info</b>	<ul style="list-style-type: none"> <li>– Oven capacity: 38 litres</li> <li>– Steam cooking range 35 - 100°C</li> <li>– Water tank 1.3 litre</li> </ul>	<ul style="list-style-type: none"> <li>– Oven capacity: 22 litres</li> <li>– Steam cooking 40 °C-100 °C</li> <li>– Water tank 0.9 litres</li> </ul>
<b>Optional accessories</b>	<ul style="list-style-type: none"> <li>– Decor strip HEZ860050</li> </ul>	<ul style="list-style-type: none"> <li>– Decor strip HEZ860050</li> </ul>



## Compact and bijoux.

Our range of new compact appliances is stunning. Coordinating control panels\* and horizontal lines allow you to mix and match so that you can have a compact oven, compact dishwasher, coffee maker and warming drawer all conveniently displayed together, making a bold and stunning statement in your kitchen.

\*Please note that the colour of the displays may vary depending on whether it is an LCD or LED display.



### Choose the right compact appliance for you

Bosch offers 3 types of microwave and oven combination:

- Pure microwave ovens are excellent for fast and convenient cooking. (HMT35M653B)
- Microwave combination ovens are perfect for microwave cooking food and also for crisping. Without compromising on speed, the hot air and grill function will crisp and brown your microwave cooked food. (HBC84E6\_3B)
- Multifunction ovens with integrated microwaves are ideal for anyone who prefers a traditional oven with heating elements, but with the added convenience of a microwave function to speed up cooking when required. (HB86P753B, HBC86K\_3B).

### Stunning design

The new generation of Bosch compact ovens bring style and elegance to the kitchen. Their unique looks are created by the metal behind glass design and the ergonomically designed all-steel straight bar handle that integrates perfectly with the door. Pop-out controls not only make the oven easy to operate, but maintain a clean line when the oven is not in use, with the added advantage of making the control panel easier to clean. The metal touch controls on our top of the range compact ovens only require the lightest touch to activate them and all models are built from the highest quality stainless steel and glass for a sleek, resistant finish.



#### Pyrolytic self-cleaning system

The ultimate in self-cleaning power and convenience. During the pyrolytic self-cleaning cycle, the oven is heated to around 480°C, at this temperature any deposits are quickly reduced to a thin layer of ash, which can then be simply wiped away with a damp cloth to leave a completely clean oven.



#### Automatic weight programmes

Simply select the appropriate programme, enter the weight and press start. The automatic programme then takes over to cook your dish to perfection.

#### Memory function

Store your favourite recipe instructions e.g. heating mode + temperature + cooking duration then simply press the memory button to repeat the sequence at any time.

#### 3-stage programming

Allows you to programme the microwave to automatically run up to three power levels and cooking times consecutively.



#### Safety lock

Simply press the lock key for 4 seconds to disable all functions.

#### Decor strips


Designed for the facing edge of furniture shelves positioned between separate compact appliances, microwaves and warming drawers. (Available as an optional extra: HEZ860050 brushed steel, HEZ860060 black, approximate size H22mm x W594mm)

See pages 124-127 for more details regarding our new range of compact dishwashers.
















**Logixx compact oven with integrated microwave**  
**HBC86P753B brushed steel**



<b>Key features</b>	<ul style="list-style-type: none"> <li>– Electronic control</li> <li>– New concept control panel with metal touch controls and separate LCD digital clear text and LED symbol displays</li> <li>– Digital clear text display</li> <li>– Digital temperature display with proposal</li> <li>– Digital symbol and function display</li> <li>– Heating up indicator and residual heat indicator</li> <li>– Actual temperature display</li> <li>– Automatic safety switch off</li> <li>– Pyrolytic self-cleaning function</li> </ul>
<b>Design</b>	<ul style="list-style-type: none"> <li>– Twin display window and central illuminated full metal control dial</li> <li>– Metal touch controls</li> <li>– Straight bar handle with steel handle fixing blocks</li> <li>– U-shape glass on metal door design</li> </ul>
<b>Features</b>	<ul style="list-style-type: none"> <li>– Electronic clock timer with automatic on/off programmer</li> <li>– Main on/off switch</li> <li>– Electronic door lock, door locking, safety lock</li> <li>– Moulded enamelled oven interior</li> <li>– 3 shelf positions</li> </ul>
<b>Programmes/ functions</b>	 <ul style="list-style-type: none"> <li>– Low temperature cooking</li> <li>– Plate warming, keep warm</li> <li>– 12 automatic cooking programmes</li> <li>– 14 automatic defrost programmes</li> <li>– 44 automatic combination programmes</li> <li>– 3 programmable stages</li> <li>– 6 memory functions</li> <li>– Fast heat</li> </ul>
<b>Performance/ technical info</b>	<ul style="list-style-type: none"> <li>– Oven capacity: 42 litres</li> <li>– Microwave inverter technology</li> <li>– Stirrer fan distribution</li> <li>– 5 microwave power levels</li> <li>– Maximum microwave power level: 1000 W</li> </ul>
<b>Optional accessories</b>	<ul style="list-style-type: none"> <li>– Brushed steel decor strip HEZ860050</li> </ul>



	<b>Exxcel compact microwave combination oven</b> <b>HBC84E653B brushed steel</b> <b>HBC84E663B premium black</b> <b>HBC84E623B premium white</b>	<b>Exxcel compact microwave</b> <b>HMT35M653B brushed steel</b>
	   	 
<b>Key features</b>	<ul style="list-style-type: none"> <li>– Electronic control</li> </ul>	<ul style="list-style-type: none"> <li>– Electronic control</li> </ul>
<b>Design</b>	<ul style="list-style-type: none"> <li>– Single display window</li> <li>– Control dials with metal cap</li> <li>– Touch control</li> <li>– Push buttons</li> <li>– Straight bar handle with steel handle fixing blocks</li> <li>– U-shape glass on metal door design</li> </ul>	<ul style="list-style-type: none"> <li>– Single display window</li> <li>– Control dials with metal cap</li> <li>– Touch control</li> <li>– Push buttons</li> <li>– Straight bar handle with steel handle fixing blocks</li> <li>– U-shape glass on metal door design</li> </ul>
<b>Features</b>	<ul style="list-style-type: none"> <li>– Electronic clock timer</li> <li>– Safety lock</li> <li>– Stainless steel interior</li> <li>– 4 shelf positions</li> <li>– Catalytic back liner</li> </ul>	<ul style="list-style-type: none"> <li>– Electronic clock timer</li> <li>– Stainless steel interior</li> </ul>
<b>Programmes/ functions</b>	      <ul style="list-style-type: none"> <li>– 4 weight automatic defrost programmes</li> <li>– 11 automatic combination programmes</li> <li>– 3 programmable stages</li> <li>– Fast heat</li> </ul>	 <ul style="list-style-type: none"> <li>– 5 weight automatic cooking programmes</li> <li>– 4 weight automatic defrost programmes</li> <li>– 2 memory functions</li> <li>– 3 programmable stages</li> </ul>
<b>Performance/ technical info</b>	<ul style="list-style-type: none"> <li>– Oven capacity: 36 litres</li> <li>– 5 microwave power levels</li> <li>– Maximum microwave power level: 1000 W</li> </ul>	<ul style="list-style-type: none"> <li>– Oven capacity: 36 litres</li> <li>– 5 microwave power levels</li> <li>– Maximum microwave power level: 1000 W</li> </ul>
<b>Optional accessories</b>	<ul style="list-style-type: none"> <li>– Brushed steel decor strip HEZ860050</li> <li>– Black decor strip HEZ860060</li> </ul>	<ul style="list-style-type: none"> <li>– Brushed steel decor strip HEZ860050</li> </ul>







	<b>Excel compact microwave oven</b> <b>HMT85ML53B brushed steel</b> <b>HMT85ML63B premium black</b>	<b>Compact microwave</b> <b>HMT84M651B brushed steel</b> <b>HMT84M661B black</b> <b>HMT84M621B white</b>
		
<b>Key features</b>	– Electronic control	– Electronic control
<b>Design</b>	– Single display window – Control dials with metal cap – Touch control – Push buttons	– Standard control dials – Push buttons
<b>Features</b>	– Electronic clock timer – Stainless steel interior	– Electronic clock timer – Stainless steel interior
<b>Programmes/ functions</b>	– 4 automatic cooking programmes – 3 automatic defrost programmes – 3 programmable steps – 2 memory functions	– 3 automatic cooking programmes – 4 automatic defrost programmes – 1 memory function
<b>Performance/ technical info</b>	– Oven capacity: 21 litres – Microwave inverter technology – Stirrer fan distribution – 5 microwave power levels – 900 W maximum microwave power	– Oven capacity: 25 litres – Turntable distribution – 315 mm turntable diameter – 5 microwave power levels – 900 W maximum microwave power



	<b>Excel compact microwave oven with grill</b> <b>HMT85GL53B brushed steel</b>	<b>Compact microwave with grill</b> <b>HMT84G651B brushed steel</b>
		
<b>Key features</b>	<b>Same specifications as HMT85ML53B, but with:</b> – 1300W quartz grill function – 3 automatic combination programmes	<b>Same specifications as HMT84M651B, but with:</b> – 1200W quartz grill function – 1 automatic combination programme





	Compact microwave oven HMT75M651B brushed steel HMT75M661B black HMT75M621B white	Compact microwave oven HMT75M551B brushed steel
	 	 
<b>Key features</b>	– Electronic control	– Electronic control
<b>Design</b>	– Standard control dials – Push buttons	– Standard control dials – Push buttons
<b>Features</b>	– Electronic clock timer – Stainless steel interior	– Electronic clock timer – Stainless steel interior
<b>Programmes/ functions</b>	– 3 weight automatic cooking programmes – 4 weight automatic defrost programmes – 1 memory function	– 3 weight automatic cooking programmes – 4 weight automatic defrost programmes – 1 memory function
<b>Performance/ technical info</b>	– Oven capacity: 17 litres – 245 mm turntable diameter – 5 microwave power levels – Maximum microwave power level: 800 W	– Oven capacity: 17 litres – 245 mm turntable diameter – 5 microwave power levels – Maximum microwave power level: 800 W



	Compact microwave oven with grill HMT75G651B brushed steel
	  
<b>Key features</b>	Same specifications as HMT75M651B, but with: – 1000W quartz grill function – 1 automatic combination programme



**Freestanding microwave**  
**HMT75M451B brushed steel**  
**HMT75M461B black**  
**HMT75M421B white**



**Performance/technical info**

- 17 litre capacity
- Can be installed under a wall cupboard
- 245 mm turntable diameter
- 5 microwave power levels
- Maximum microwave power level: 800 W

**Key features**

- Electronic control

**Features**

- LED display
- Electronic clock timer
- 99 minute timer

**Programmes/functions**

- 1 main function:
  - microwave
- 3 weight automatic cooking programmes
- 4 weight automatic defrost programmes
- 1 memory function

**Design**

- Push buttons
- 1 retractable control dial
- Left hinged door
- 1 interior light
- Designed to complement the Bosch freestanding cooker range

**Freestanding microwave with integral grill**  
**HMT75G451B brushed steel**



**Performance/technical info**

- 17 litre capacity
- 245 mm turntable diameter
- 5 microwave power levels
- Maximum microwave power level: 800 W
- 1000 W quartz grill function

**Key features**

- Electronic control

**Features**

- LED display
- Electronic clock timer
- 99 minute timer

**Programmes/functions**

- 2 main functions:
  - microwave
  - Quartz grill
- Microwave combination cooking
- 1 weight automatic combination programme
- 3 weight automatic cooking programmes
- 4 weight automatic defrost programmes
- 1 memory function

**Design**

- Push buttons
- 1 retractable control dial
- Left hinged door
- 1 interior light
- Designed to complement the Bosch freestanding cooker range

**Standard accessories**

- Wire grid

**Freestanding microwave**  
**HMT72M450B brushed steel**



**Performance/technical info**

- 17 litre capacity
- Can be installed under a wall cupboard
- 245 mm turntable diameter
- 5 microwave power levels
- Maximum microwave power level: 800 W

**Features**

- 60 minute timer

**Programmes/functions**

- 1 main function:
  - microwave

**Design**

- Rotary control
- Left hinged door
- Interior light
- Designed to complement the Bosch freestanding cooker range



### Freestanding microwave with integral grill HMT72G450B brushed steel



#### Performance/technical info

- 17 litre capacity
- 245 mm turntable diameter
- 5 microwave power levels
- Maximum microwave power level: 800 W
- 1000 W quartz grill function

#### Key features

- Electronic control

#### Features

- 60 minute timer

#### Programmes/functions

- 2 main functions:
  - microwave
  - Quartz grill
- Microwave combination cooking

#### Design

- Rotary control
- Left hinged door
- Interior light
- Designed to complement the Bosch freestanding cooker range

#### Standard accessories

- Wire grid

### Freestanding microwave HMT84M451B brushed steel HMT84M461B black HMT84M421B white



#### Performance/technical info

- 25 litre capacity
- Can be installed under a wall cupboard
- 315 mm turntable diameter
- 5 microwave power levels
- 900 W maximum microwave power

#### Key features

- Electronic control

#### Features

- LED display
- Electronic clock time\*
- 99 minute timer

#### Programmes/functions

- 1 main function: microwave
- 3 weight automatic cooking programmes
- 4 weight automatic defrost programmes
- 1 memory function

#### Design

- Push buttons
- 1 retractable control dial
- Left hinged door
- 1 interior light
- Designed to complement the Bosch freestanding cooker range

## Skinny latte, no sugar please!

Whether your preference is a skinny latte, a double shot cappuccino or a delicious hot chocolate our compact coffee maker brings café-style drinks to your home.



### **SensoFlow heating system**

Provides fast water heating and precise temperature control for improved taste and energy efficiency.

### **Aroma pressure system**

Ensures optimum compression and extraction of ground coffee for a perfect tasting cup of coffee.

### **Fully automatic rinse programme**

Each cup of coffee is freshly brewed every time. Pipes are automatically rinsed after use and any residual water is pumped away. Fresh water guarantees fresh coffee flavour and aroma every time.

### **Cream centre**

An external insulated milk container supplies milk into the cream centre only when it is needed, so that the milk keeps fresher for longer. Giving you perfect milk froth and making it easier to clean.

### **One touch function for milk drinks**

Allows you to store the settings for your favourite milk drink e.g. cappuccino, latte, white coffee so that you only have to press one button for your regular drink.





**Logixx compact coffee maker**  
**TCC78K751B brushed steel**



**Features**

- Concept control panel with metal touch controls and clear text digital display
- Control panel 96mm – allows for perfect vertical coordination with other Bosch Logixx compact appliances and full size Bosch Logixx ovens and horizontal coordination with other Bosch Logixx compact appliances and Bosch Logixx oven HBA58B590B
- All metal pop-out control dial with illuminated band
- Fully programmable functions; grinding grade, drink type, cup size, strength, temperature
- SensoFlow system
- Aroma pressure system for optimum flavour extraction
- Aroma DoubleShot function
- Ceramic coffee grinders – extremely durable and quiet
- 4 grinding grades
- Brita water filter
- Cream centre
- One touch function for milk drinks
- Individual cup volume function
- Frothing nozzle for cappuccino
- Steam and hot water function
- Fully automatic rinse programme
- Container empty / filter / cleaning / descaling warning indicators
- Automatic cleaning and descaling programmes
- Height adjustable dispenser
- 1000g coffee bean container
- Ground coffee container
- 0.7 litre removable milk container
- 2.5 litre removable water tank

**Optional accessories**

- Brushed steel decor strip HEZ860050



## Hot to the table.

Our range of warming drawers ensures that the food you have lovingly prepared stays piping hot. No more timing problems as you can keep food warm. You can even gently defrost items or prove dough. Versatile and good-looking they can be installed independently, below a single oven, or in combination with a compact appliance.



### Plate warming

Food stays warm for longer if served up in preheated ovenware. Bosch warming drawers allow you to preheat porcelain ovenware from 30°C to 65°C.

### Keep warm

Not only can you heat-up your crockery with a Bosch warming drawer but you can also keep food hot for up to an hour.

### Defrost

Perfect for gently defrosting meat, poultry, bread, cream cakes and much more. Also ideal for defrosting nonsensitive foods.

### Dough proving

The gentle heat of the warming drawer is the perfect environment for proving dough.




	Warming drawer HSC290652B brushed steel	Warming drawer HSC140652B brushed steel
<b>Key features</b>	<ul style="list-style-type: none"> <li>– Electronic control</li> <li>– Soft close</li> </ul>	<ul style="list-style-type: none"> <li>– Electronic control</li> <li>– Soft close</li> </ul>
<b>Design</b>	<ul style="list-style-type: none"> <li>– Can be installed alone if required</li> <li>– Can be installed with a single oven</li> <li>– All metal straight bar handle</li> <li>– Stainless steel handle fixing blocks</li> </ul>	<ul style="list-style-type: none"> <li>– Can be installed alone if required</li> <li>– Can be installed with a compact45 appliance</li> <li>– Can be installed with a single oven</li> <li>– All metal straight bar handle</li> <li>– Stainless steel handle fixing blocks</li> </ul>
<b>Features</b>	<ul style="list-style-type: none"> <li>– Operating indicator light</li> <li>– Rotary temperature control dial</li> <li>– 4 functions: dough proving, defrost, hold warm and plate warming</li> <li>– Adjustable temperature range from 30-80°C</li> <li>– Easy to clean toughened glass heating plate</li> <li>– Can accommodate up to:               <ul style="list-style-type: none"> <li>- 40 plates</li> <li>- 120 espresso cups</li> </ul> </li> <li>Maximum weight capacity 25 kg</li> </ul>	<ul style="list-style-type: none"> <li>– Operating indicator light</li> <li>– Rotary temperature control dial</li> <li>– 4 functions: dough proving, defrost, hold warm and plate warming</li> <li>– Adjustable temperature range from 30-80°C</li> <li>– Easy to clean toughened glass heating plate</li> <li>– Can accommodate up to:               <ul style="list-style-type: none"> <li>- 12 plates</li> <li>- 80 espresso cups</li> </ul> </li> <li>Maximum weight capacity 25 kg</li> </ul>
<b>Performance/ technical info</b>	<ul style="list-style-type: none"> <li>– Drawer interior volume: 52 litres</li> <li>– Installation in tall housing unit</li> <li>– Installation under work surface</li> </ul>	<ul style="list-style-type: none"> <li>– Drawer interior volume: 20 litres</li> <li>– Installation in tall housing unit</li> <li>– Installation under work surface</li> </ul>



	Warming drawer HSC140P51B brushed steel HSC140P61B black HSC140P21B white	Storage drawer HSC140A51 brushed steel
<b>Key features</b>	Same specifications as HSC140B52B but without handle and with push-pull opening mechanism	
<b>Design</b>		<ul style="list-style-type: none"> <li>– Can be installed alone if required</li> <li>– Can be installed with a compact45 appliance</li> <li>– Can be installed with a single oven</li> <li>– Push-pull opening mechanism</li> </ul>
<b>Features</b>		<ul style="list-style-type: none"> <li>– Maximum weight capacity 15 kg</li> </ul>
<b>Performance/ technical info</b>		<ul style="list-style-type: none"> <li>– Drawer interior volume: 23L</li> <li>– Installation under work surface</li> </ul>







# Gas hobs.

## Exxcel

Mid-range models with a broad range of extra features and benefits. Tempered glass or steel base with brushed steel capped control knobs, all models also feature a dedicated wok burner for high intensity cooking up to 5.0 kW. As an added safety feature the main switch acts as both a safety lock and quick stop.



## Avantixx

Added value models with a good selection of features at a good price. Excellent four and five-burner hobs including features such as electronic ignition, flame failure device and some with wok-style burners up to 5.0 kW. Choice of tempered glass, steel or enamel base with cast iron pan supports.



## Classixx

Simple practical models offering Bosch build quality and value for money. Flame failure device, with selected models offering wok-style burners up to 3.3 kW. Choice of cast iron or black enamelled pan supports and a range of colours.



## Controllability and style neatly combined.

Cooking with gas gives you ultimate control. Our gas hobs deliver professional performance and stunning good looks. Choose from tempered hard glass, brushed steel or enamel base and a range of colours.



### New square design

All our sleek gas-on-glass hobs now feature smart square-design pan supports that not only look good, but provide more stable support for pots and pans. Cleverly designed to give the impression of a stylish elongated support, they are in fact separate pieces, which makes them very easy to handle and clean.



### Powerful wok burners

All our professional style 70 cm wide hobs include powerful wok burners of up to 5.0 kW to give you maximum power for all your cooking requirements (please check individual specification for wok power).

### Control dials

Dials complement the design of our range of ovens so that you can perfectly coordinate your kitchen.



### Surface or flush mounting

Our new gas on glass models allow for a choice of surface or flush mounting\*, depending on your own kitchen design and preferences. Flush mounting gives a sleek continuous worktop effect, whilst surface mounting makes for an easier, quicker installation.



### Quick stop main switch

Acts as both a lock and quick stop. It allows all four burners to be turned off quickly should the phone ring, for example.

### Flame failure device



If the burner is accidentally extinguished, the thermostat reacts and shuts off the gas supply to the burner.

### HEZ298120 – gas pan set



This 3-piece pan set is designed especially for use with gas hobs. The unique spiral design on the base distributes heat more evenly. They are up to 20% faster than regular pans, saving you both time and gas. They can withstand heat up to 100°C and are dishwasher proof.

\*Suitable only with natural stone or water resistant work surface




	Exxcel 5 burner gas hob PPS816M91E premium black	Exxcel 4 burner gas hob PPP616M91E premium black PPP612M91E premium white
		
<b>Key features</b>	<ul style="list-style-type: none"> <li>– 1 wok style burner</li> <li>– Quick stop main switch</li> </ul>	<ul style="list-style-type: none"> <li>– Quick stop main switch</li> </ul>
<b>Design</b>	<ul style="list-style-type: none"> <li>– Front controls</li> <li>– Tempered hard glass base</li> </ul>	<ul style="list-style-type: none"> <li>– Front controls</li> <li>– Tempered hard glass base</li> </ul>
<b>Features</b>	<ul style="list-style-type: none"> <li>– Variable power levels</li> <li>– Easy to use front mounted controls with brushed steel caps</li> <li>– Ignition via control dials</li> <li>– Flame failure safety device</li> <li>– 5 individual cast iron pan supports</li> <li>– 2 piece burners</li> </ul>	<ul style="list-style-type: none"> <li>– Variable power levels</li> <li>– Easy to use front mounted controls with brushed steel caps</li> <li>– Ignition via control dials</li> <li>– Flame failure safety device</li> <li>– 4 individual cast iron pan supports</li> <li>– 2 cast iron pan supports</li> <li>– 2 piece burners</li> </ul>
<b>Performance/technical info</b>	<ul style="list-style-type: none"> <li>– 5 gas burners</li> <li>– Pre-set for natural gas</li> <li>– Suitable for surface mounting or flush fitting installation</li> <li>– LPG jets included</li> </ul>	<ul style="list-style-type: none"> <li>– 4 gas burners</li> <li>– Pre-set for natural gas</li> <li>– Suitable for surface mounting or flush fitting installation</li> <li>– LPG jets included</li> </ul>
<b>Optional accessories</b>	<ul style="list-style-type: none"> <li>– Set of 3 pans HEZ298120</li> </ul>	<ul style="list-style-type: none"> <li>– Set of 3 pans HEZ298120</li> </ul>





	<i>Avantixx</i> 5 burner gas hob PPQ716B91E premium black	<i>Avantixx</i> 4 burner gas hob PPP616B91E premium black
		
<b>Key features</b>	<ul style="list-style-type: none"> <li>– 1 wok style burner</li> </ul>	<ul style="list-style-type: none"> <li>– 1 wok style burner</li> <li>– Quick stop main switch</li> </ul>
<b>Design</b>	<ul style="list-style-type: none"> <li>– Tempered hard glass base</li> </ul>	<ul style="list-style-type: none"> <li>– Tempered hard glass base</li> </ul>
<b>Features</b>	<ul style="list-style-type: none"> <li>– Easy to use front-mounted controls</li> <li>– Variable power levels</li> <li>– Ignition via control dials</li> <li>– Flame failure safety device</li> <li>– 5 individual cast iron pan supports</li> <li>– 2 piece burners</li> </ul>	<ul style="list-style-type: none"> <li>– Easy to use front-mounted controls</li> <li>– Variable power levels</li> <li>– Ignition via control dials</li> <li>– Flame failure safety device</li> <li>– 4 individual cast iron pan supports</li> <li>– 2 piece burners</li> </ul>
<b>Performance/technical info</b>	<ul style="list-style-type: none"> <li>– 5 gas burners</li> <li>– Pre-set for natural gas</li> <li>– Suitable for surface mounting or flush fitting installation</li> <li>– LPG jets included</li> </ul>	<ul style="list-style-type: none"> <li>– 4 gas burners</li> <li>– Pre-set for natural gas</li> <li>– Suitable for surface mounting or flush fitting installation</li> <li>– LPG jets included</li> </ul>
<b>Optional accessories</b>	<ul style="list-style-type: none"> <li>– Set of 3 pans HEZ298120</li> </ul>	<ul style="list-style-type: none"> <li>– Set of 3 pans HEZ298120</li> </ul>





	<i>Classixx</i> 4 burner gas hob POP616B81E premium black
	
<b>Design</b>	<ul style="list-style-type: none"> <li>– Tempered hard glass base</li> </ul>
<b>Features</b>	<ul style="list-style-type: none"> <li>– Variable power levels</li> <li>– Ignition via control dials</li> <li>– Flame failure safety device</li> <li>– 2 enamelled pan support</li> <li>– 2 piece burners</li> </ul>
<b>Performance/technical info</b>	<ul style="list-style-type: none"> <li>– 4 gas burners</li> <li>– Pre-set for natural gas</li> <li>– LPG jets included</li> </ul>
<b>Optional accessories</b>	<ul style="list-style-type: none"> <li>– Set of 3 pans HEZ298120</li> </ul>







	<i>Exxcel</i> 5 burner gas hob PCR715M90E brushed steel	<i>Exxcel</i> 4 burner gas hob PCH615M90E brushed steel
		
<b>Key features</b>	<ul style="list-style-type: none"> <li>– 1 dual control wok burner</li> <li>– Quick stop main switch</li> </ul>	<ul style="list-style-type: none"> <li>– 1 wok style burner</li> <li>– Quick stop main switch</li> </ul>
<b>Design</b>	<ul style="list-style-type: none"> <li>– Brushed steel base</li> </ul>	<ul style="list-style-type: none"> <li>– Brushed steel base</li> </ul>
<b>Features</b>	<ul style="list-style-type: none"> <li>– Variable power levels</li> <li>– Ignition via control dials</li> <li>– Flame failure safety device</li> <li>– 2 cast iron pan supports</li> <li>– 2 piece burners</li> </ul>	<ul style="list-style-type: none"> <li>– Variable power levels</li> <li>– Ignition via control dials</li> <li>– Flame failure safety device</li> <li>– 2 cast iron pan supports</li> <li>– 2 piece burners</li> </ul>
<b>Performance/ technical info</b>	<ul style="list-style-type: none"> <li>– 5 gas burners</li> <li>– Pre-set for natural gas</li> <li>– LPG jets included</li> </ul>	<ul style="list-style-type: none"> <li>– 4 gas burners</li> <li>– Pre-set for natural gas</li> <li>– LPG jets included</li> </ul>
<b>Optional accessories</b>	<ul style="list-style-type: none"> <li>– Set of 3 pans HEZ298120</li> </ul>	<ul style="list-style-type: none"> <li>– Set of 3 pans HEZ298120</li> </ul>





	Avantfox 5 burner gas hob PCR915B91E brushed steel	Avantfox 5 burner gas hob PCS815B90E brushed steel
		
<b>Key features</b>	– 1 wok style burner	– 1 dual control wok burner
<b>Design</b>	– Brushed steel base	– Brushed steel base
<b>Features</b>	– Variable power levels – Ignition via control dials – Flame failure safety device – 3 cast iron pan supports	– Variable power levels – Ignition via control dials – Flame failure safety device – 3 cast iron pan supports
<b>Performance/ technical info</b>	– 5 gas burners, 2 piece burners – Pre-set for natural gas – LPG jets included	– 5 gas burners, 2 piece burners – Pre-set for natural gas – LPG jets included
<b>Optional accessories</b>	– Set of 3 pans HEZ298120	– Set of 3 pans HEZ298120




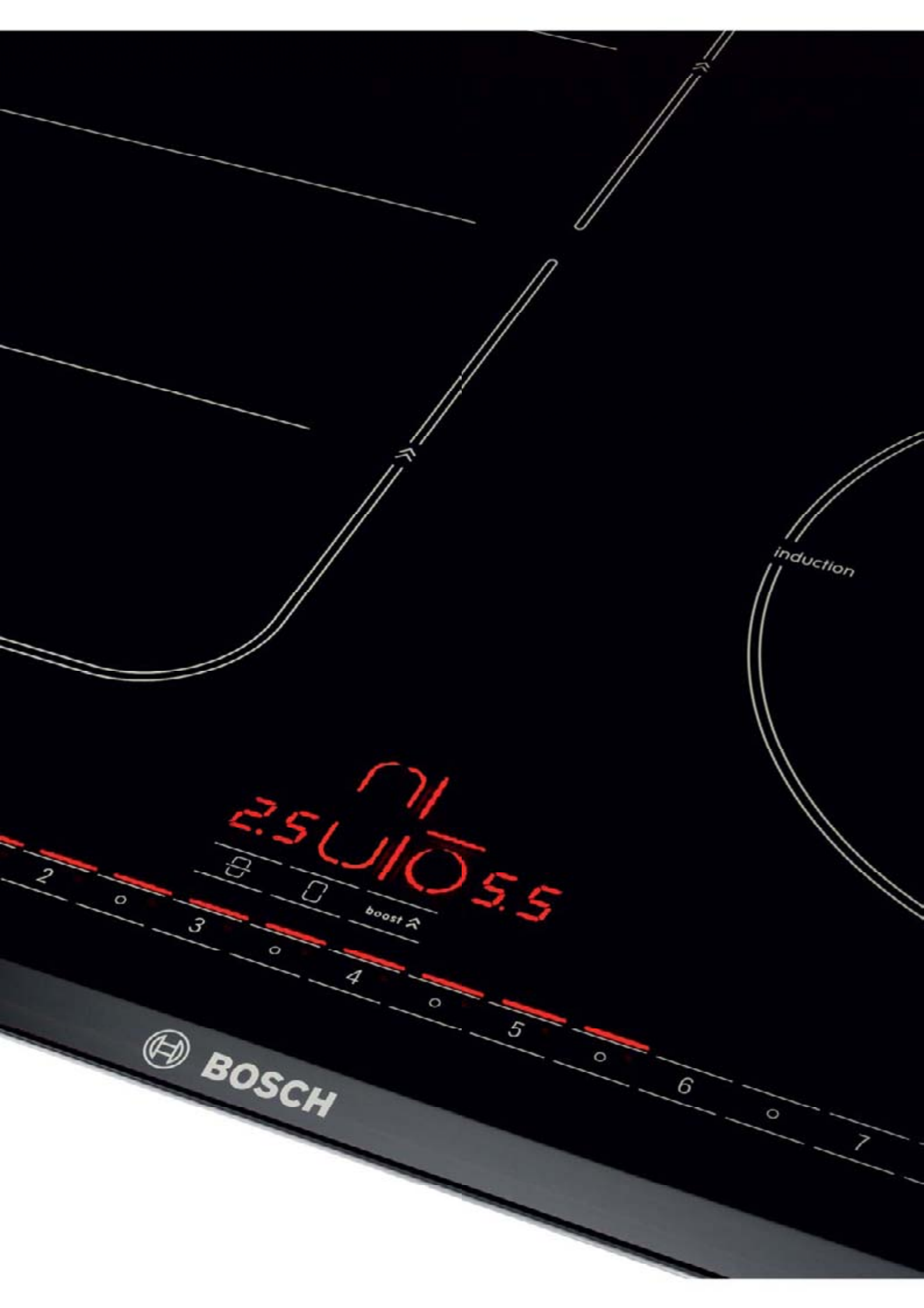
	Avantfox 5 burner gas hob PCQ715B90E brushed steel	Avantfox 4 burner gas hob PCP615B90B brushed steel PCP616B90E black PCP612B90E white
		
<b>Key features</b>	– 1 wok style burner	
<b>Design</b>	– Brushed steel base	
<b>Features</b>	– Variable power levels – Ignition via control dials – Flame failure safety device – 2 cast iron pan supports	– Variable power levels – Ignition via control dials – Flame failure safety device – 2 cast iron pan supports
<b>Performance/ technical info</b>	– 5 gas burners, 2 piece burners – Pre-set for natural gas – LPG jets included	– 4 gas burners, 2 piece burners – Pre-set for natural gas – LPG jets included
<b>Optional accessories</b>	– Set of 3 pans HEZ298120	– Set of 3 pans HEZ298120



	<i>Classixx</i> 4 burner gas hob PBH615B90E brushed steel	<i>Classixx</i> 4 burner gas hob PBP615B90E brushed steel
		
<b>Key features</b>	– 1 wok style burner	– 1 wok style burner
<b>Design</b>	– Brushed steel base	– Brushed steel base
<b>Features</b>	– Variable power levels – Ignition via control dials – Flame failure safety device – 2 cast iron pan supports	– Variable power levels – Ignition via control dials – Flame failure safety device – 2 cast iron pan supports
<b>Performance/ technical info</b>	– 4 gas burners, 2 piece burners – Pre-set for natural gas – LPG jets included	– 4 gas burners, 2 piece burners – Pre-set for natural gas – LPG jets included
<b>Optional accessories</b>	– Set of 3 pans HEZ298120	– Set of 3 pans HEZ298120



	<i>Classixx</i> 4 burner gas hob PBP615B80E brushed steel PBP616B80E black PBP612B80E white
	
<b>Key features</b>	
<b>Design</b>	– Brushed steel base
<b>Features</b>	– Variable power levels – Ignition via control dials – Flame failure safety device – 2 enamelled pan support
<b>Performance/ technical info</b>	– 4 gas burners, 2 piece burners – Pre-set for natural gas – LPG jets included
<b>Optional accessories</b>	– Set of 3 pans HEZ298120





# Electric hobs.


## Logixx

Premium induction models with exceptional cutting-edge features and extras. State-of-the-art FlexInduction technology with the option of an extra-large cooking zone for large or multiple pans, offering ultimate flexibility. Beautifully designed for a contemporary kitchen.




## Exxxcel

Mid-range induction models with a broad range of extra features and benefits. The slim brushed steel profile allows them to be built-in independently or coordinated with Logixx gas Domino hobs, such as a wok burner, or any Logixx or Exxxcel electric hob without any visible joining strips. Advanced features include DirectSelect, Freeze function and timer.




## Avantixx

Added value models with a good selection of features at a good price. Straight forward and easy to use, with 17 cooking power levels to choose from and still with technically advanced features such as touch controls and 2-stage residual heat indicators. Includes an induction model with the option to manage power output for a 13A connection, making for brilliantly easy installation.



## Classixx

Simple practical Quick-Therm models offering Bosch build quality and value for money. Choice of white or black glass with brushed steel frame or frameless. Variable 9-stage power settings and a residual heat indicator for each zone make them both flexible and functional.



## Futureproof your cooking with efficient, responsive induction.

The quickest, safest and most efficient method of cooking available.



### Induction for speed, controllability and safety

Induction uses an electromagnetic field to instantly generate heat, giving you the control and responsiveness of gas, whilst being incredibly energy efficient. Heat is only applied where it is required: in the pan. Changes in temperature happen instantaneously which makes cooking with Bosch induction both faster and more precise than a gas or a ceramic hob, saving energy and time into the bargain.

### Energy saving

Induction hobs are far more energy efficient than any other hob. Gas only uses about 50% of the energy consumed to heat the pan, where induction uses 75%, and only heats the exact area of the pan placed upon it.

### Time saving

More than twice as fast as a standard ceramic hob and up to 45% faster than gas, Bosch induction is ideal for a busy lifestyle.

### Cooking speed

Time required to heat 2 litres of water at 15°C to 90°C.

Bosch Induction hob

3:39 Min

gas hob

7:01 Min

ceramic hob

9:54 Min



#### DirectSelect

Simply selecting the required power level from those on offer (keys laid out on the hob) instead of having to press +/- keys repeatedly.

#### Freeze function

'Freezes' the control panel at its current settings to allow the surface to be wiped down (if something spills). Saves the user having to switch off the hob to clean it or risk disturbing the settings. Reverts back at the touch of the key or after approximately 20 seconds.

#### Boost function

Increases the power output of the selected cooking zone by approximately 50% by 'borrowing' power from another zone. Note that when boost is selected for a particular zone, the partner zone contributing the power cannot be used.

#### Automatic pan recognition

The hob recognises the size of the pan and only heats up the base of the pan and not the whole zone, saving time and energy. Ideally your pan will be the same diameter as the zone and for safety reasons, 65% of the surface area of the zone should be covered in order for the pan to be 'recognised' and activate the zone.

#### Anti-overflow protection

If liquid accidentally overflows onto the control panel, the hob will automatically switch off allowing you the opportunity to clean up.

#### Small utensil detection

If you leave a serving spoon on the induction zone when it is turned on, the hob will not recognise it as being suitable cookware. As an added safety mechanism, the hob will automatically switch off, giving you peace of mind.

#### Pans that work with induction

Only pans with a ferrous (magnetic) base can be used with induction hobs. So, if a fridge magnet sticks to your pan, you know it is induction-ready. In general, special stainless steel, iron and enamel are all suitable.

#### HEZ390041 – induction pan set

This 4-piece pan set is designed especially for use with induction hobs and has been rigorously tested for optimum use with Bosch induction hobs, facilitating quick, even heat distribution. A handy litre scale is printed on the inside. The dishwasher proof set includes: 1.2L saucepan 16 cm, 1.7L pan with glass lid 16 cm, 4.2L pan with glass lid 22 cm, 24 cm frying with non-stick coating.

#### Power management and Connection current management

All Bosch induction hobs can be managed to restrict power output to suit individual installation requirements. The Power management function provides the option of selecting one of 16 different maximum power output levels for the hob, rising from a minimum setting of 1000W in 500W increments and with a maximum level equivalent to the maximum output of the hob.

Bosch Connection current management helps make induction more affordable than ever, giving every cook access to this fast, efficient cooking method. Specific to the PIA611T16E and with a maximum nominal output of 4.6KW, the power output can be set at one of three further levels below this. Once the desired maximum output level has been selected, the hob manages the available power by distributing it to where it is needed. The fewer zones active at any time, the more power is available to each of the active zones.

Replacing your old hob is now even easier for your installer. Apart from the default 20A setting, additional maximum power input settings are available to facilitate either a 16A, 13A or 10A connection, providing your qualified installer with increased flexibility and convenience.

Use of Power management and Connection current management systems subject to appropriate installation fuse connection.



HEZ390041 – induction pan set



## Ultimate flexibility with our new FlexInduction hobs.

One, two, three pots or even a large casserole: the new Bosch FlexInduction feature leaves it up to you. At the flick of a switch, you can combine two induction zones into a large induction surface on which you can cook the way you want.



### FlexInduction

Our new FlexInduction hobs feature two standard circular cookzones and one rectangular FlexInduction zone covering the length of the hob, consisting of four 20 cm x 9 cm induction coils. This is great for multiple pans, large pans or for placing pans of varying sizes anywhere on the zone.

### Even more energy efficient

Induction hobs are already more energy efficient than other hobs, but FlexInduction saves even more energy. Because it is made up of 4 separate zones, only the zones actually covered will activate, so for example, a small pan would only activate one zone.

### Better heat distribution

A large pan placed on the FlexInduction zone will benefit from more even heat distribution. For example a fish kettle or griddle is the wrong shape for a standard circular zone. The Flexinduction zone ensures that every part of the pan is served by an induction zone, eliminating hot and cold spots and giving you perfect results every time.

### Small item detection

A zone must be 30% covered to activate, so it is less likely that a small item such as a knife or spoon will activate the hob, making it even safer. Conversely, the fact that each individual induction zone is smaller within the Flexinduction zone, smaller diameter pans will still be activated.

### Connect/Disconnect mode

With FlexInduction you can control 2 pots separately on 'Disconnect' default mode. Alternatively, use the whole area on 'Connect' for a large casserole, fish kettle or several pans – there's plenty of space and you can use it any way you like.

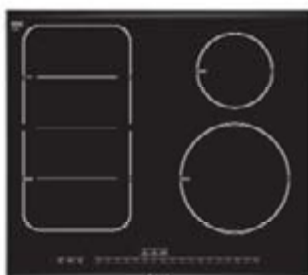


Large FlexInduction zone connected



FlexInduction zones disconnected






**Logixx 4 zone ceramic FlexInduction hob**  
**PIN675N14E brushed steel trim**




<b>Key features</b>	<ul style="list-style-type: none"> <li>– Electronic control</li> <li>– DirectSelect operation</li> <li>– Electronic power level display</li> <li>– Automatic safety shut off</li> <li>– Safety lock</li> <li>– Boost setting for all zones</li> <li>– Automatic pan recognition</li> <li>– Power management function</li> </ul>
<b>Design</b>	<ul style="list-style-type: none"> <li>– Touch controls</li> <li>– Design trim (front facette with side trim)</li> <li>– Can be installed with a Bosch domino hob</li> </ul>
<b>Features</b>	<ul style="list-style-type: none"> <li>– Variable 17-stage power settings for each zone</li> <li>– Main on/off switch</li> <li>– Timer for all zones</li> <li>– 2 stage Hh residual heat indicator for each zone</li> <li>– Freeze function</li> <li>– Anti-overflow protection</li> <li>– Small utensil detection</li> </ul>
<b>Performance/technical info</b>	<ul style="list-style-type: none"> <li>– 4 induction cooking zones</li> </ul>
<b>Standard accessories</b>	<ul style="list-style-type: none"> <li>– Set of 4 pans HEZ390041</li> <li>– Connecting strip HEZ394301</li> </ul>












Exxcel 4 zone ceramic induction hob PIE975N14E brushed steel trim		Exxcel 4 zone ceramic induction hob PIL875N14E brushed steel trim	
<b>Key features</b>	<ul style="list-style-type: none"> <li>– Electronic control and power level display</li> <li>– DirectSelect operation</li> <li>– Automatic safety shut off</li> <li>– Safety lock</li> <li>– Boost setting for all zones</li> <li>– Automatic pan recognition</li> <li>– Power management function</li> </ul>		<ul style="list-style-type: none"> <li>– Electronic control and power level display</li> <li>– DirectSelect operation</li> <li>– Automatic safety shut off</li> <li>– Safety lock</li> <li>– Boost setting for all zones</li> <li>– Automatic pan recognition</li> <li>– Power management function</li> </ul>
<b>Design</b>	<ul style="list-style-type: none"> <li>– Touch control</li> <li>– Design trim (front facette with side trim)</li> </ul>		<ul style="list-style-type: none"> <li>– Touch control</li> <li>– Design trim (front facette with side trim)</li> <li>– Can be installed with a Bosch domino hob</li> </ul>
<b>Features</b>	<ul style="list-style-type: none"> <li>– Variable 17-stage power settings for each zone</li> <li>– Timer for all zones</li> <li>– 2 stage Hh residual heat indicator for each zone</li> <li>– Freeze function</li> </ul>		<ul style="list-style-type: none"> <li>– Variable 17-stage power settings for each zone</li> <li>– Timer for all zones</li> <li>– 2 stage Hh residual heat indicator for each zone</li> <li>– Freeze function</li> </ul>
<b>Optional accessories</b>	<ul style="list-style-type: none"> <li>– Set of 4 pans HEZ390041</li> </ul>		<ul style="list-style-type: none"> <li>– Connecting strip HEZ394301</li> <li>– Set of 4 pans HEZ390041</li> </ul>









Exxcel 4 zone ceramic induction hob PIE675N14E brushed steel trim	
<b>Key features</b>	<ul style="list-style-type: none"> <li>– Electronic control and power level display</li> <li>– DirectSelect operation</li> <li>– Automatic safety shut off</li> <li>– Safety lock</li> <li>– Boost setting for all zones</li> <li>– Automatic pan recognition</li> <li>– Power management function</li> </ul>
<b>Design</b>	<ul style="list-style-type: none"> <li>– Touch control</li> <li>– Design trim (front facette with side trim)</li> <li>– Can be installed with a Bosch domino hob</li> </ul>
<b>Features</b>	<ul style="list-style-type: none"> <li>– Variable 17-stage power settings for each zone</li> <li>– Timer for all zones</li> <li>– 2 stage Hh residual heat indicator for each zone</li> <li>– Freeze function</li> </ul>
<b>Optional accessories</b>	<ul style="list-style-type: none"> <li>– Connecting strip HEZ394301</li> <li>– Set of 4 pans HEZ390041</li> </ul>





Avantixx 4 zone ceramic induction hob PIE651T14E frameless with faceted edges		Avantixx 4 zone ceramic induction hob PIL811T14E frameless	
    		   	
<b>Key features</b>	<ul style="list-style-type: none"> <li>– Electronic control and power level display</li> <li>– Automatic safety shut off</li> <li>– Safety lock</li> <li>– Boost setting for all zones</li> <li>– Automatic pan recognition</li> <li>– Power management function</li> </ul>		<ul style="list-style-type: none"> <li>– Electronic control and power level display</li> <li>– Automatic safety shut off</li> <li>– Safety lock</li> <li>– Boost setting for all zones</li> <li>– Automatic pan recognition</li> <li>– Power management function</li> </ul>
<b>Design</b>	<ul style="list-style-type: none"> <li>– Touch control</li> <li>– Three sided bevelled frameless finish</li> </ul>		<ul style="list-style-type: none"> <li>– Touch control</li> <li>– Frameless design</li> </ul>
<b>Features</b>	<ul style="list-style-type: none"> <li>– Variable 17-stage power settings for each zone</li> <li>– Timer for all zones</li> <li>– 2 stage Hh residual heat indicator for each zone</li> </ul>		<ul style="list-style-type: none"> <li>– Variable 17-stage power settings for each zone</li> <li>– 2 stage Hh residual heat indicator for each zone</li> </ul>
<b>Optional accessories</b>	<ul style="list-style-type: none"> <li>– Set of 4 pans HEZ390041</li> </ul>		<ul style="list-style-type: none"> <li>– Set of 4 pans HEZ390041</li> </ul>



Avantixx 4 zone ceramic induction hob PIE611T14E frameless		Avantixx 4 zone ceramic induction hob PIA611T16E frameless	
   		   	
<b>Key features</b>	<ul style="list-style-type: none"> <li>– Electronic control and power level display</li> <li>– Automatic safety shut off</li> <li>– Safety lock</li> <li>– Boost setting for all zones</li> <li>– Automatic pan recognition</li> <li>– Power management function</li> </ul>		<ul style="list-style-type: none"> <li>– Electronic control and power level display</li> <li>– Automatic safety shut off</li> <li>– Safety lock</li> <li>– Automatic pan recognition</li> <li>– Power management function</li> <li>– Connection management options 20, 16, 13 10A</li> </ul>
<b>Design</b>	<ul style="list-style-type: none"> <li>– Touch control</li> <li>– Frameless design</li> </ul>		<ul style="list-style-type: none"> <li>– Touch control</li> <li>– Frameless design</li> </ul>
<b>Features</b>	<ul style="list-style-type: none"> <li>– Variable 17-stage power settings for each zone</li> <li>– 2 stage Hh residual heat indicator for each zone</li> </ul>		<ul style="list-style-type: none"> <li>– Variable 17-stage power settings for each zone</li> <li>– Timer for all zones</li> <li>– 2 stage Hh residual heat indicator for each zone</li> </ul>
<b>Optional accessories</b>	<ul style="list-style-type: none"> <li>– Set of 4 pans HEZ390041</li> </ul>		<ul style="list-style-type: none"> <li>– Set of 4 pans HEZ390041</li> </ul>

## Our elegant electric hobs will transform the look of your kitchen.

With their electronic touch controls and flexible cooking zones they combine great looks with smart function and design. Dual ring cook zones save on energy, whilst extendable zones allow you to use specialist cookware such as fish kettles.



### Quick-Therm ceramic hobs

With their electronic touch controls and flexible cooking zones, our ceramic hobs combine great looks with smart function and design. The smooth ceramic glass hob surface is tough and durable as well as being practical and easy to clean.

### Dual zones

Available on selected hobs, this energy-saving feature allows you to select a smaller cook zone for small pans, and a larger zone for larger pans.

### Extendable zone

The cooking zone can be extended giving you a much larger area to accommodate big saucepans, fish kettles and other special cooking dishes.



### Timer

99-minute timer with acoustic tone, which automatically switches off the zone once the cooking time has come to an end.



### 2-stage residual heat display

Provides clear indication of when a zone is still hot after it has been turned off. There are two levels: 'H' – residual heat sufficient to finish off cooking or to keep items warm. 'h' – residual heat insufficient to cook, but zone is still hot enough for caution.

### Emergency stop

Allows you to switch all cook zones off at the touch of a single button – ideal if the doorbell rings.

### Automatic boil start

The cooking zone may be set to operate at full power for a period of time before reverting back to a pre-set power level.

### Automatic safety shut off

If the hob is left unattended for an extended period of time, the safety shut off facility ensures the hob turns itself off.











### Safety lock

Featured as standard on all touch control models, it prevents the hob from being inadvertently operated.








	Avantixx 4 zone Quick-Therm ceramic hob PKN811E14E frameless	Avantixx 4 zone Quick-Therm ceramic hob PKE611E14E frameless
	  	  
<b>Key features</b>	<ul style="list-style-type: none"> <li>– Electronic control</li> <li>– Electronic power level display</li> <li>– Automatic safety shut off</li> <li>– Safety lock</li> </ul>	<ul style="list-style-type: none"> <li>– Electronic control</li> <li>– Electronic power level display</li> <li>– Automatic safety shut off</li> <li>– Safety lock</li> </ul>
<b>Design</b>	<ul style="list-style-type: none"> <li>– Touch control</li> <li>– Frameless design</li> </ul>	<ul style="list-style-type: none"> <li>– Touch control</li> <li>– Frameless design</li> </ul>
<b>Features</b>	<ul style="list-style-type: none"> <li>– Variable 17-stage power settings for each zone</li> <li>– Main on/off switch</li> <li>– Power on indicator via on/off switch</li> <li>– 2 stage Hh residual heat indicator for each zone</li> <li>– Automatic boil start</li> </ul>	<ul style="list-style-type: none"> <li>– Variable 17-stage power settings for each zone</li> <li>– Main on/off switch</li> <li>– Power on indicator via on/off switch</li> <li>– 2 stage Hh residual heat indicator for each zone</li> <li>– Automatic boil start</li> </ul>
<b>Performance/ technical info</b>	<ul style="list-style-type: none"> <li>– 4 zone Quick-Therm hob</li> <li>– 2 dual/extendable zones</li> </ul>	<ul style="list-style-type: none"> <li>– 4 zone Quick-Therm hob</li> </ul>



	<b>Classixx 4 zone Quick-Therm ceramic hob PKF659V14E frameless premium white</b>	<b>Classixx 4 zone Quick-Therm ceramic hob PKE645C14D brushed steel frame</b>
		
<b>Design</b>	<ul style="list-style-type: none"> <li>– Standard control dials</li> <li>– Three sided bevelled frameless finish</li> </ul>	<ul style="list-style-type: none"> <li>– Control dials with metal cap</li> <li>– Standard control dials</li> <li>– All around trim</li> </ul>
<b>Features</b>	<ul style="list-style-type: none"> <li>– Variable 9-stage power settings for each zone</li> <li>– Residual heat indicator for each zone</li> </ul>	<ul style="list-style-type: none"> <li>– Variable 9-stage power settings for each zone</li> <li>– Residual heat indicator for each zone</li> </ul>
<b>Performance/ technical info</b>	<ul style="list-style-type: none"> <li>– 4 zone Quick-Therm hob</li> <li>– 1 dual/extendable zone</li> </ul>	<ul style="list-style-type: none"> <li>– 4 zone Quick-Therm hob</li> </ul>



	<b>Classixx 4 zone Quick-Therm ceramic hob PKE611C14D frameless</b>	<b>4 zone sealed plate electric hob NCT615C01 brushed steel NCT616C01 black NCT612C01 white</b>
		
<b>Design</b>	<ul style="list-style-type: none"> <li>– Standard control dials</li> <li>– Frameless design</li> </ul>	<ul style="list-style-type: none"> <li>– Standard control dials</li> </ul>
<b>Features</b>	<ul style="list-style-type: none"> <li>– Variable 9-stage power settings for each zone</li> <li>– Residual heat indicator for each zone</li> </ul>	<ul style="list-style-type: none"> <li>– Variable 9-stage power settings for each zone</li> </ul>
<b>Performance/ technical info</b>	<ul style="list-style-type: none"> <li>– 4 zone Quick-Therm hob</li> </ul>	<ul style="list-style-type: none"> <li>– 4 super fast sealed cooking plates</li> </ul>



	<i>Logixx</i> 2 zone ceramic induction hob PIE375C14E brushed steel trim	<i>Logixx</i> 2 zone Quick-Therm ceramic hob PKF375V14E brushed steel trim
<b>Key features</b>	<ul style="list-style-type: none"> <li>– Electronic control</li> <li>– Automatic pan recognition</li> </ul>	
<b>Design</b>	<ul style="list-style-type: none"> <li>– Metal control dials</li> <li>– Design trim (front facette with side trim)</li> <li>– Can be installed with a Bosch domino hob</li> </ul>	<ul style="list-style-type: none"> <li>– Metal control dials</li> <li>– Design trim (front facette with side trim)</li> <li>– Can be installed with a Bosch domino hob</li> </ul>
<b>Features</b>	<ul style="list-style-type: none"> <li>– Variable 9-stage power settings for each zone</li> <li>– 2 stage Hh residual heat indicator for each zone</li> </ul>	<ul style="list-style-type: none"> <li>– Variable 9-stage power settings for each zone</li> <li>– 2 stage residual heat indicator</li> <li>– 1 dual/extendable zone</li> </ul>
<b>Optional accessories</b>	<ul style="list-style-type: none"> <li>– Connecting strip HEZ394301</li> <li>– Set of 4 pans HEZ390041</li> </ul>	<ul style="list-style-type: none"> <li>– Connecting strip HEZ394301</li> </ul>



	<i>Logixx</i> wok style domino gas hob PRA326B90E brushed steel trim	<i>Logixx</i> 2 burner domino gas hob PRB326B90E brushed steel trim
<b>Key features</b>	<ul style="list-style-type: none"> <li>– 1 dual control wok burner</li> </ul>	
<b>Design</b>	<ul style="list-style-type: none"> <li>– Metal control dials</li> <li>– Design trim (front facette with side trim)</li> <li>– Can be installed with a Bosch domino hob</li> </ul>	<ul style="list-style-type: none"> <li>– Metal control dials</li> <li>– Design trim (front facette with side trim)</li> <li>– Can be installed with a Bosch domino hob</li> </ul>
<b>Features</b>	<ul style="list-style-type: none"> <li>– Variable power levels</li> <li>– Ignition via control dials</li> <li>– Flame failure safety device</li> <li>– 1 cast iron pan support</li> </ul>	<ul style="list-style-type: none"> <li>– Variable power levels</li> <li>– Ignition via control dials</li> <li>– Flame failure safety device</li> <li>– 1 cast iron pan support</li> <li>– Low profile single piece burners</li> </ul>
<b>Performance/technical info</b>	<ul style="list-style-type: none"> <li>– 1 gas burner</li> <li>– Pre-set for natural gas</li> <li>– LPG jets included</li> </ul>	<ul style="list-style-type: none"> <li>– Two gas burners</li> <li>– Pre-set for natural gas</li> <li>– LPG jets included</li> </ul>
<b>Optional accessories</b>	<ul style="list-style-type: none"> <li>– Connecting strip HEZ394301</li> <li>– Set of 3 pans HEZ298120</li> </ul>	<ul style="list-style-type: none"> <li>– Connecting strip HEZ394301</li> <li>– Set of 3 pans HEZ298120</li> </ul>

