

Freestanding Appliances

2012/2013

To see our full range of built-in appliances either download a copy of our catalogue online www.bosch-home.co.uk or call **0844 8929023**



Contact Bosch Customer Service

To arrange an engineer visit, obtain product advice or order replacement spare parts or accessories visit www.bosch-home.co.uk or call **0844 892 8979**

Republic of Ireland customers should visit www.bosch-home.co.uk to arrange an engineer's visit, www.bosch-eshop.ie for spare parts and accessories or call **01450 2655**

Follow us on:



Bosch
Grand Union House
Old Wolverton Road, Wolverton
Milton Keynes MK12 5PT
www.bosch-home.co.uk

Origo (Republic of Ireland)
Magna Drive, Magna Business Park
City West, Dublin 24
Tel: (0)1 4666700, Fax: (0)1 4666706
www.origo.ie

UK Calls provided by a UK BT Landline will be charged at up to 3 pence per minute. A Call Set-Up Fee of up to 6 pence per call applies to calls from residential lines. Mobile and other providers' costs may vary. See www.bt.com/pricing for details.

This brochure is current as from the publication date and supersedes all previous brochures for these products. Every effort has been made to ensure the information in it is correct at the time of going to press. Due to a policy of continuous development, Bosch reserves the right to modify technical data without notice. All rights reserved. No part of this publication may be reproduced in any form or by any means without the prior written permission of BSH Home Appliances Ltd. All colour variations are due to the limitations of the printing process. This brochure is printed on environment-friendly chlorine-free bleached paper. 4/2012.



BOSCH
Invented for life

Contents.



Home Laundry

08–19	Introduction
20–29	Washing machines
30–41	Tumble dryers
42–47	Washer dryers
48–49	Steam irons
50–51	Specification tables
124–127	Glossary
128	Customer service

Dishwashers

52–61	Introduction
62–67	60cm Dishwashers
68–69	45cm Dishwashers
70–73	Compact dishwashers
74–75	Specification tables
124–127	Glossary
128	Customer service



To help you choose the right Bosch appliance for your needs we have divided them into three groups:

Logixx

Our premium range, with exceptional cutting-edge features and extras. Machines offer electronic controls, large LED displays and touch controls. The range includes whisper-quiet 9kg washing machines with a revolutionary new brushless motor, the world's most energy efficient tumble dryer, a dishwasher that can accommodate 14 place settings and refrigeration products with advanced food preservation technologies such as a SuperCool and MultiAirflow Cooling.

Exxxcel

Mid-range models with a broad range of extra features and benefits. Large easy-to-use LED displays are common and selected products offer electronic controls. You will find the water efficient Exxxcel 8 ActiveWater™ washing machine with intelligent water management system which ensures that not a single drop of water is wasted, dishwashers that can wash up to 13 full place settings using as little as 6 litres of water, and refrigeration models that mean you never have to worry about defrosting your fridge or freezer again.

Classixx

Simple, practical models offering Bosch build quality and value for money. Classixx appliances are straight forward, brilliantly easy to use and made from the highest quality materials. Within the range you'll find fast, energy efficient washing machines, AAA rated dishwashers, and LowFrost cooling appliances with a CrisperBox for longer-lasting fruit and vegetables.

Refrigeration


76–87	Introduction
88–95	Upright fridges and freezers
96–112	Fridge freezers
113	Wine coolers
114–117	Undercounter fridges and freezers
118–119	Chest freezers
120–123	Specification tables
124–127	Glossary
128	Customer service



Look for the Partner Product symbol for products available exclusively through selected and authorised Bosch Trade Partners. For further information about our Trade Partners and the products available through them, visit www.bosch-home.co.uk If you do not see what you are looking for in store, please ask, as not all products available are on display.

Technologies that not only improve our daily life, but our future as well.

Bosch is constantly guided by this principle, from environmentally friendly production methods to researching new, energy-efficient technologies.



Our environmental pledge

We set ourselves very strict guidelines, and in the majority of cases these exceed statutory regulations. This environmentally friendly approach is adhered to throughout the entire design and manufacturing process. Wherever possible we use recyclable plastics, and label all plastic parts so they can be easily sorted and disposed of in an environmentally friendly manner. We make considerable energy savings through heat recovery and energy supplied on demand, and we avoid harmful emissions and effluents by using effective filtering and purification systems. You can rest assured that when we are developing new appliances we are both keeping pace with your demands and meeting our principles of protecting the environment.

Make the right environmental choice.

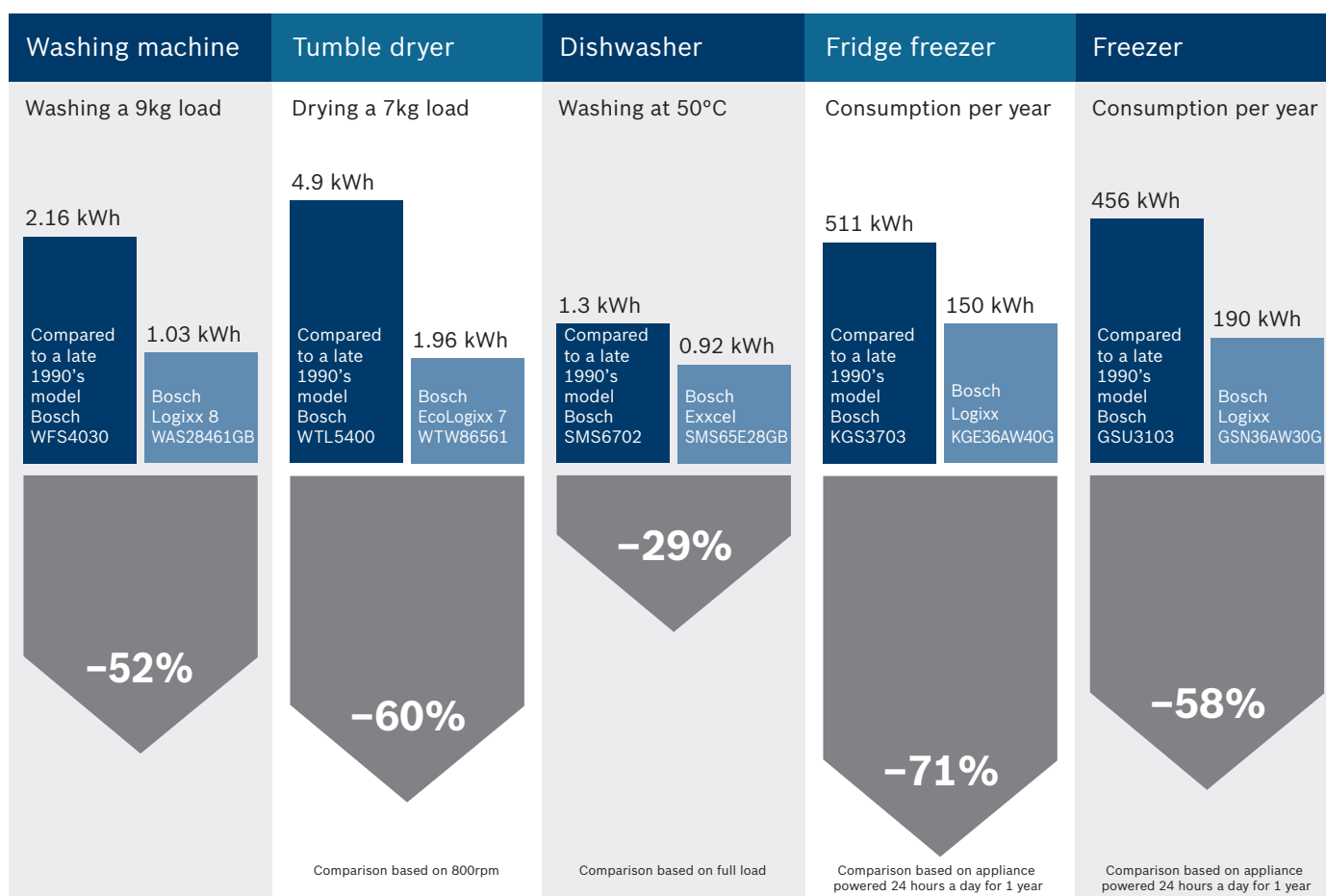
Backed by groundbreaking technological innovations, Bosch develops some of the world's most economical and efficient home appliances.



The symbol for sustainability and energy efficiency.

To differentiate our appliances and help you identify our most energy efficient models we have introduced a 'Green Technology Inside' symbol. This symbol highlights products that feature groundbreaking technologies, which achieve maximum performance while being extraordinarily economical in their use of energy and natural resources.

Bosch appliances use less energy across all categories.



More than just a piece of paper

The new energy label.

Domestic appliances on average are responsible for about half of the energy consumption of a household. Due to rising energy costs, this not only puts a strain on the environment but also on the household budget. By using new, energy-efficient domestic appliances, you can save money as well as resources. When buying a new domestic appliance, it is therefore highly recommended to choose an appliance that consumes as little water and energy as possible.

Energy efficiency labelling scheme

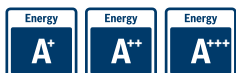
To help you choose the most energy efficient appliances, the EU has introduced an energy-rating scheme and all appliances must display an EU Energy Label. Cooling and dishwashing classifications were newly updated in 2011. To reflect technological advances in energy efficiency the old A to G system is now updated to 'A+++' for the most efficient appliances, and 'D' to reflect the least efficient. In addition, the annual consumption for water and noise level will be displayed for the first time.

All Bosch washing machines are also updated to the new EU A+++ to D ratings.

Tumble dryers and washer dryers continue to use the pre 2011 system.



Our refrigeration products are among the most economical in the world.



Unlike your washing machine or dishwasher, your fridge or freezer is on 24 hours a day, so it is especially important that it does not waste energy. Every model in the Bosch range has been awarded at least an A+ energy rating and 21 models have been awarded A++, using 40% less energy than equivalent, with 2 super-efficient models rated the top A+++ rating.

AquaStar dishwashers




Our AquaStar dishwashers dramatically reduce both water and electricity consumption – using 6 litres of water on the Economy 50°C programme and only 0.92kWh electricity to wash 13 place settings. This compares to a staggering 49 litres of water if you washed-up the same load by hand. All our dishwashers are at least A+ rated, and our AquaStar dishwashers are all an extra-efficient A++ rated under the EU energy rating system.

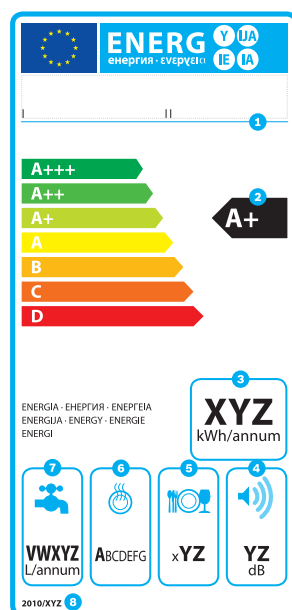
ActiveWater washing machines



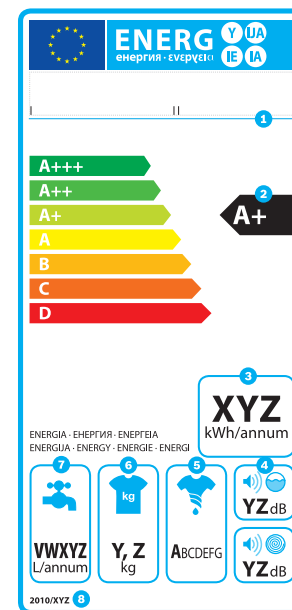
Our first ever ActiveWater washing machine has built-in intelligent water management system that guarantees exactly the right amount of water is used for the load – not a single drop of water too much or too little. This reduces water consumption to just 42 litres for a 7kg load. And it's so energy efficient that it carries a top class A+++ energy rating.



- 1 Supplier's name or trademark and model identifier
- 2 Energy efficiency class
- 3 Annual energy consumption in kWh (based on standard test results for 24 hours)
- 4 Noise emissions in decibels
- 5 Sum of storage volume of all frozen-food storage
- 6 Sum of storage volume of all storage compartments without a star-rating
- 7 Numbering of the regulation



- 1 Supplier's name or trademark and model identifier
- 2 Energy efficiency class
- 3 Annual energy consumption in kWh (based on 280 standard cleaning cycles)
- 4 Acoustical noise emissions
- 5 Capacity in standard place settings
- 6 Drying efficiency class
- 7 Water consumption in litres per year (based on 280 standard cleaning cycles)
- 8 Numbering of the regulation



- 1 Supplier's name or trademark and model identifier
- 2 Energy efficiency class
- 3 Annual energy consumption in kWh (based on 220 standard wash cycles per year)
- 4 Acoustical noise emissions in decibels during the washing and spinning phases, for the standard 60°C cotton programme at full load
- 5 Spin-drying efficiency class
- 6 Capacity in kilograms
- 7 Water consumption in litres per year (based on 220 standard washing cycles)
- 8 Numbering of the regulation



Home laundry.

Logi**xx**

Our premium range, with exceptional cutting-edge features and extras. Like our whisper-quiet 9kg washing machines with revolutionary EcoSilence motor and Anti-Vibration Design. They also feature the new VarioPerfect wash system, saving up to 30% more energy or offering 60% faster wash times. You'll find one of the world's most energy efficient tumble dryers, and a washer dryer that can wash and dry a 4kg load in one go.



Ex**xx**cel

Mid-range models with a broad range of extra features and benefits. Generous 8kg capacity washing machines, featuring the VarioPerfect wash system, giving the option to save energy or speed up wash times. Includes the incredibly water efficient Exxxcel 8 ActiveWater washing™ machine with intelligent water management system which ensures that not a single drop of water is wasted. And, our groundbreaking Exxxcel 8 Steam dryer with ActiveSteam technology, which practically eliminates the need for ironing.



Classi**xx**

Simple practical models offering Bosch build quality and value for money. They still feature the new VarioPerfect wash system, saving up to 10% more energy or offering 60% faster wash times. There are tumble dryers with sensor electronics for efficient drying. You'll also find simplified LED displays and a wide range of programme options designed for today's lifestyles.




Logixx 9 VarioPerfect™ highlights



Energy A+++ **EcoPerfect can save you up to 32% more on your electricity bill.**
Our new VarioPerfect™ system gives you an EcoPerfect option, which uses up to 32%* less energy than the qualifying rate for energy efficiency class A.



Time -60% **SpeedPerfect gives you perfect washing up to 60% faster.**
Our new VarioPerfect™ system gives you a SpeedPerfect option, which reduces programme times by up to 60% – perfect for when speed is of the essence.



EcoSilence Drive **Outstanding performer.**
Our EcoSilence Drive™ is an advanced motor offering maximum efficiency, economy, durability, performance and exceptionally quiet operation.



AntiVibration Design **Whisper-quiet.**
In addition to the new EcoSilence Drive™, we have also redesigned the structure of our washing machines. Our new AntiVibration Design™ reduces noise even further to give you a whisper-quiet machine.



SoftSurge™ Drum **Unique SoftSurge™ drum system.**
Thanks to the asymmetric paddles, raindrop design drum surface, advanced water flow system and porthole design our machines deliver faster, better and gentler washing of your clothes.



Range of special programmes
Because every garment is different we have designed a whole range of individual care programmes to make sure you get the best results every time e.g. Sports Wash, Delicates Silk, Dark Wash.

*32% more economical (only 0.13kWh/kg) than the qualifying rate (0.19kWh/kg) for energy efficiency class A.



Save up to 32% more energy or reduce wash times by up to 60%. You choose.

Thanks to the new VarioPerfect™ system, you can choose your programme to suit your needs. Select EcoPerfect and you save up to 32%* more on your electricity, or choose SpeedPerfect for 60% faster washing without compromising on results.



Select the EcoPerfect option and save up to 32% more energy.

With a full 9kg load, the Logixx 9 VarioPerfect™ is 32% more economical than the qualifying rate for energy efficiency class A. The EcoPerfect option can be combined with all programmes except Super Quick 15 and Wool. Making a difference to your pocket and the environment has never been so easy.




Select the SpeedPerfect option and reduce wash times by up to 60%.

Depending on the programme selected you can reduce wash times by up to 60%. So, for example a 5kg load of cottons washed at 40°C in our new Logixx 9 VarioPerfect™ machine will take only 60 minutes. The SpeedPerfect option can be combined with all programmes except Super Quick 15 and Wool.

*32% more economical (only 0.13kWh/kg) than the qualifying rate (0.19kWh/kg) for energy efficiency class A.



**EcoSilence Drive™**

Developed by Bosch, this revolutionary brushless motor is quieter, faster, more energy-efficient, durable and powerful than all others before it. Utilising the same advanced technology used in efficient machines such as wind turbines the EcoSilence Drive™ achieves maximum power with minimum energy loss.

More efficiency

Thanks to its innovative design, the EcoSilence Drive™ is 35% more efficient than a standard motor.

**More energy-efficient**

The EcoSilence Drive™ uses up to 30% less energy than the qualifying rate for energy efficiency class A.

**More time-saving**

With its outstanding efficiency factor, the EcoSilence Drive™ takes less time to achieve peak performance.



Ssh...

Our new EcoSilence Drive™ makes the Logixx 9 VarioPerfect™ the fastest, most effective and energy-efficient Bosch washing machine ever. And combined with our new AntiVibration Design™ it's one of the quietest machine we've ever built too.

More durability

The design of the EcoSilence Drive™ means very low wear and tear and a long life expectancy.

Less noise

The EcoSilence Drive™ is a brushless motor, which means that high-frequency motor brush noise is eliminated. The drive is also fully encapsulated which prevents dirt from entering and creating noise.

**AntiVibration Design™**

We have redesigned the structure of our washing machines; the spiral design of the sidewalls increases stability and reduces vibrations. Improved sound insulation and low noise shock absorbers dampen noise further giving you a whisper-quiet machine.

We take the chore out of laundry.

As Europe's No.1 washing machine manufacturer, you can rest assured that when it comes to laundry we've thought of everything.





Unique SoftSurge™ drum system

Gives better cleaning results, as well as providing greater protection for your washing. The asymmetric paddles and raindrop drum surface design provide power for those heavy-duty jobs, while being gentle on your clothes. The advanced Water Flow System distributes the water and detergents more efficiently throughout the wash, and reduces soaking time. Add to this the new moulding of the window glass that guides your laundry towards the centre of the drum, avoiding snagging of small items between the glass and the door seal, and you have the new state-of-the-art SoftSurge™ drum system; efficient, gentle and time saving.

Digital displays

All our Exxxel 8 and Logixx 9 VarioPerfect™ washing machines feature large displays that clearly show the wash progress, time remaining, spin speed and temperature selected.



Less creasing

With a drum size of up to 9kg, creasing is minimal even for large loads, as there is plenty of room for garments to move freely.



Reload

We've all done it – left a sock on the stairs, then realised it's too late because the wash cycle's started. Or perhaps you've put a red garment into a white wash by mistake. With our Logixx 9, Exxxel 8 and Classixx 7 VarioPerfect™ machines, the problem's solved. The pause option allows you to open the door early in the cycle to add (or remove) the offending item.

Aqua Plus

A higher water level is used throughout the wash and rinse cycles of the chosen wash programme – for best rinsing results.



VarioPerfect™

Available on all Bosch washing machines, VarioPerfect™ lets you decide whether you need your laundry quickly or more economically. EcoPerfect saves an additional 20 or 30% more energy and with SpeedPerfect you have the option to wash your laundry up to 60% faster. For instance, you can wash 5 kg of washing in just 60 minutes* for perfectly clean results.

(See pages 12-13 for more details.)



Self-cleaning detergent drawer

The self-cleaning detergent drawer has smooth walls and jet-sprays in each corner that automatically flush the detergent chambers clean, so that there is no sludgy residue left in the drawer at the end of the wash.



Multisafe

All Bosch washing machines are designed with safety in mind, from the highly pressure-resistant water supply hose and overflow prevention systems, to the electronic lock that prevents the porthole from being opened unintentionally mid-cycle.

*In the white/coloured wash 40°C program and SpeedPerfect option.

Perfectly tailored to suit modern fabrics and lifestyles.

Because every garment is different we have designed a whole range of individual care programmes to make sure you get the best results every time.



Cottons
An intensive programme with a temperature range up to 90°C and a fast final spin.



Easy Care
Designed for synthetic fabrics, which absorb minimal moisture and dirt. A range of temperatures up to 60°C and a gentle spin from 800rpm to 1200rpm ensures maximum care of all your laundry.





Mixed Load
A fast wash that allows mixed fabrics and colour loads to be safely washed together. Originally designed with school uniforms in mind, it is capable of handling up to 3kg of washing, and is ideal for quick washes.



Delicates / Silk
An especially caring programme with a gentle wash action. Intermediate spinning in the rinse cycle is omitted, and a gentle final spin at 600 rpm completes this delicate programme.



 **Wool**
An exceptionally gentle woollens handwash programme, which runs at only 27 rpm (usual speed 50 rpm) with a soft wash action and special spin phase that ensures that everything stays in good shape.




Dark Wash
Designed specifically for dark clothes, and available across a range of temperatures, this programme reduces fading, and ensures no flecks of washing powder remain on your clothes at the end of the wash.



Sportswear

A programme for modern sports clothes with sportswear microfibre technology like those used for gym, cycling or jogging.



Allergy+

By prolonging the maximum wash temperature, increasing the water level, and adding an extra rinse, this programme reduces exposure to allergens that irritate sensitive skin.



Super Quick 15

A short programme of approximately 15 minutes for 2kg of lightly soiled washing – that's roughly equivalent to one outfit or 10 men's shirts. Packing in a wash, two rinse cycles and improved rinse spinning, this is one of the shortest complete washing programmes of any machine on the market.

Reduced ironing

The laundry is tumbled gently periodically during the normal programme spin cycle, and then again at the end of the spin phase, keeping laundry fluffy and tangle free. The result is reduced creasing, and therefore easier ironing.

Prewash

Thanks to VarioPerfect™ all our wash programmes are improved giving you the best possible wash performance. However, we appreciate that sometimes items are particularly dirty, which is why we have included a Prewash option on our Cottons and Easy Care programmes.

Night wash

Designed to be quiet running for night use. Based on 4kg mixed load programme with an 800rpm final spin and using gentle dry mode.





Logixx 9 VarioPerfect washing machine WAS32462GB white	
<div><div>Energy</div><div>A+++</div></div> <div><div>Washing</div><div>A</div></div> <div><div>Spinning</div><div>A</div></div> <div><div>9 kg</div></div> <div><div>VarioPerfect</div></div> <div><div>EcoSilence Drive</div></div> <div><div>AntiVibration Design</div></div> <div><div>SoftSurge® Drum</div></div> <div><div>Reload function</div></div> <div><div>Super Quick 15</div></div> <div><div>MultiSafe</div></div>	
Performance	<div><div>– Energy efficiency class: A+++</div><div>– Capacity: 9 kg</div><div>– Maximum spin speed: 1600 rpm remaining moisture: 46%</div><div>– A spin class</div><div>– Energy consumption: 216 kWh per year, based on 220 standard washing cycles</div><div>– Energy consumption: standard 60°C cotton programme 1.25 kwh full load and 0.73 kwh partial load and 40°C cotton programme 0.68 kwh partial load</div><div>– Water consumption 12,100 litres per year, based on 220 standard washing cycles</div><div>– Drum volume: 65 litres</div><div>– Noise level washing: 49dB (re 1pW) Noise level spinning: 74dB (re 1pW)</div></div>
Programmes/ functions	<div><div>– Fully electronic control dial for all wash and special programmes</div><div>– Special programmes: Allergy+ Dark Wash Sports Wear Super Quick 15 Mixed Load Handwash/Wool Delicates/Silk</div><div>– Touch control buttons: Start / Reload, Reduced Ironing option, Aqua Plus option for best rinsing results, EcoPerfect, SpeedPerfect, spin speed reduction</div></div>
Key features	<div><div>– VarioPerfect: speed or energy efficiency with perfect wash performance every time</div><div>– EcoSilence Drive</div><div>– AntiVibration Design - for more stability and quietness</div></div>
Additional features	<div><div>– Large LED display for programme progress indication, temperature, spin speed, remaining time and 24 hour time delay</div><div>– Extra large drum with SoftSurge system</div><div>– Reload facility</div><div>– Safeguard monitoring system adjusts load distribution and programme settings to protect clothes</div><div>– Self cleaning detergent drawer</div><div>– Overdosage indication</div><div>– Noise insulation package</div><div>– Child lock</div></div>
Technical information	<div><div>– Dimensions (H X W X D): 84.2 x 60 x 59 cm</div><div>– Can be built-under</div><div>– Large silver/black grey glass door with 165° opening and 32cm porthole</div></div>
Optional accessories	<div><div>WMZ20430 Built-under kit</div><div>WMZ2200 Floor securing component</div><div>WMZ2380 Extension for cold water inlet / AquaStop</div></div>

Available August 2012.



Logixx 9 VarioPerfect washing machine WAS28462GB white	
<div><div>Energy A+++</div><div>Washing A</div><div>Spinning B</div><div>9 kg</div><div>VarioPerfect</div><div>EcoSilence Drive</div><div>AntiVibration Design</div><div>SoftSurge® Drum</div><div>ReliAd function</div><div>Super Quick 15</div><div>MultiSafe</div></div>	
Same specification as WAS32462GB except:	
Performance	<div><div>– Maximum spin speed: 1400 rpm</div><div>remaining moisture: 52%</div><div>– B spin class</div><div>– Noise level washing: 51dB (re 1pW)</div><div>Noise level spinning: 73dB (re 1pW)</div></div>
Logixx 9 VarioPerfect washing machine WAS24461GB white (not pictured)	
<div><div>Energy A+++</div><div>Washing A</div><div>Spinning B</div><div>9 kg</div><div>VarioPerfect</div><div>EcoSilence Drive</div><div>AntiVibration Design</div><div>SoftSurge® Drum</div><div>ReliAd function</div><div>Super Quick 15</div><div>MultiSafe</div></div>	
Same specification as WAE32462GB except:	
Performance	<div><div>– Maximum spin speed: 1200 rpm</div><div>remaining moisture: 57%</div><div>– B spin class</div><div>– Noise level washing: 52dB (re 1pW)</div><div>Noise level spinning: 75dB (re 1pW)</div></div>

Counts every drop because every drop counts.

The Exxcel 8 ActiveWater™ washing machine is incredibly water efficient. Only the exact amount of water – to the last drop – is used every time you load your washing machine, whether you put in one t-shirt or a full 8kg load.





Intelligent water management

Water is a precious resource and one that we must all use as sparingly as possible. To help you do this, Bosch engineers have come up with ActiveWater™ – the most intelligent water management system ever. The flow sensors are so accurate that each load is ‘assessed’ individually. Only the exact amount of water is used for any load, and it is continuously adapted throughout the cycle so that not a single drop of water is wasted.



Most sophisticated sensors ever

The Exxcel 8 uses intelligent water flow rate sensors to assess the required water, not only by load size, but also by laundry type. This allows for exact control of the optimum water level, using a maximum of 42 litres for an 8kg load, compared with an average of 60 litres for a standard washing machine.



Advanced textile care

The “wave” drop-design drum means just the right amount of gentle textile agitation for a perfect wash. In addition, the optimised paddle and drum design makes for precise textile movement, constant water flow and equal detergent distribution for perfect results every time.



VarioPerfect speed or economy – your choice

VarioPerfect™ lets you decide whether you need your laundry quickly or more economically. EcoPerfect saves an additional 20% or 32% more energy and with SpeedPerfect you have the option to wash your laundry up to 60% faster.

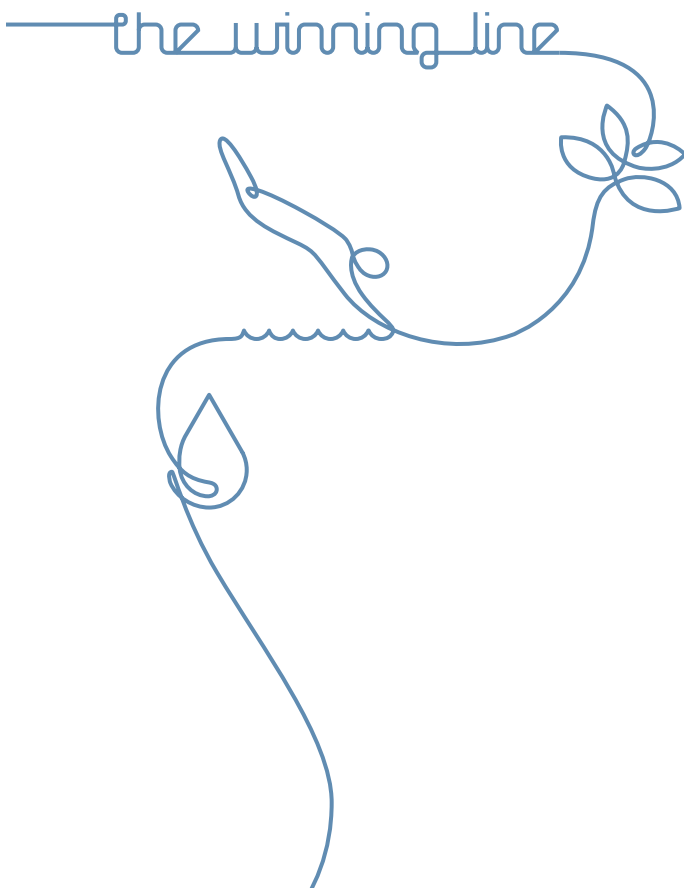


Whisper quiet

The clever spiral design of the sidewalls increases stability and reduces vibrations. Improved sound insulation and low noise shock absorbers dampen noise further, giving you a whisper quiet machine.



Exxcel 8 VarioPerfect washing machine WAQ28461GB white	
<div><div>Energy</div><div>A+++</div></div> <div><div>Washing</div><div>A</div></div> <div><div>Spinning</div><div>B</div></div> <div><div>8 kg</div></div> <div><div>ActiveWater</div></div> <div><div>VarioPerfect</div></div> <div><div>AntiVibration Design</div></div> <div><div>WaveDrum</div></div> <div><div>Reload function</div></div> <div><div>Super Quick 15</div></div> <div><div>MultiSafe</div></div>	
Performance	<div><div>– Energy efficiency class: A+++</div><div>– Capacity: 8 kg</div><div>– Maximum spin speed: 1400 rpm remaining moisture: 53%</div><div>– B spin class</div><div>– Energy consumption: 179 kWh per year, based on 220 standard washing cycles</div><div>– Energy consumption: standard 60°C cotton programme 0.82 kwh full load and 0.8 kwh partial load and 40°C cotton programme 0.71 kwh partial load</div><div>– Water consumption 8,700 litres per year, based on 220 standard washing cycles</div><div>– Drum volume: 58 litres</div><div>– Noise level washing: 54dB (re 1pW) Noise level spinning: 76dB (re 1pW)</div></div>
Programmes/ functions	<div><div>– Fully electronic control dial for all wash and special programmes</div><div>– Special programmes: Allergy+, Dark Wash, Sports Wear, Super Quick 15, Mixed Load, Handwash/Wool, Delicate/Silk</div><div>– Touch control buttons: Start / Reload, Reduced Ironing option, Aqua Plus option for best rinsing results, EcoPerfect, SpeedPerfect, spin speed reduction</div></div>
Key features	<div><div>– VarioPerfect: speed or energy efficiency with perfect wash performance every time</div><div>– ActiveWater: water management system</div><div>– AntiVibration Design - for more stability and quietness</div></div>
Additional features	<div><div>– Large LED display for programme progress indication, temperature, spin speed, remaining time and 24 hour time delay</div><div>– 3D AquaSpa wash system with cascade for faster water penetration</div><div>– WaveDrum</div><div>– Reload facility</div><div>– Safeguard monitoring system adjusts load distribution and programme settings to protect clothes</div><div>– Self cleaning detergent drawer</div><div>– Child lock</div></div>
Technical information	<div><div>– Dimensions (H X W X D): 84.8 x 59.8 x 55 cm</div><div>– Slide-under installation</div><div>– Large white and black grey glass door with 165° opening and 32cm porthole</div></div>
Optional accessories	<div><div>WMZ2200 Floor securing component</div><div>WMZ2380 Extension for cold water inlet / AquaStop</div></div>
Exxcel 8 VarioPerfect washing machine WAQ24461GB white (not pictured)	
Same specification as WAQ28461GB except:	
Performance	<div><div>– Maximum spin speed: 1200 rpm</div></div>



The Winning Line washing machine WAQ283S0GB white



Performance	<ul style="list-style-type: none"> – Energy efficiency class: A+++ – Capacity: 8 kg – Maximum spin speed: 1400 rpm remaining moisture: 53 % – B spin class – Energy consumption: 179 kWh per year, based on 220 standard washing cycles – Energy consumption: standard 60°C cotton programme 0.82 kwh full load and 0.8 kwh partial load and 40°C cotton programme 0.71 kwh partial load – Water consumption 8,700 litres per year, based on 220 standard washing cycles – Drum volume: 58 litres – Noise level washing: 54dB (re 1pW) – Noise level spinning: 76dB (re 1pW)
Programmes/ functions	<ul style="list-style-type: none"> – Fully electronic control dial for wash programmes, temperature and special programmes – Special programmes: Super Quick 15, Jeans, Mixed Load, Delicates – Touch control buttons: Start / Reload, Reduced Ironing option, Aqua Plus option for best rinsing results, EcoPerfect, SpeedPerfect, spin speed reduction
Key features	<ul style="list-style-type: none"> – VarioPerfect: speed or energy efficiency with perfect wash performance every time – ActiveWater: water management system – AntiVibration Design - for more stability and quietness
Additional features	<ul style="list-style-type: none"> – Display for programme progress indication, time remaining and 24 hours time delay – 3D AquaSpa wash system with cascade for faster water penetration – WaveDrum – Reload facility – Safeguard monitoring system adjusts load distribution and programme settings to protect clothes – Self cleaning detergent drawer – Overdosage indication – Child lock
Technical information	<ul style="list-style-type: none"> – Dimensions (H X W X D): 84.8 x 59.8 x 55 cm – Slide-under installation – Large white door with 165° opening and 32cm porthole
Optional accessories	<p>WMZ2200 Floor securing component</p> <p>WMZ2380 Extension for cold water inlet / Aquastop</p>

Limited edition showstoppers.

Stand out from the crowd and make a real style statement with our trendsetting limited edition black and silver finish appliances.





**Black & Silver edition
VarioPerfect washing machines
WAE244B1GB black
WAE244S1GB silver**



Performance

- Energy efficiency class: A++
- Capacity: 7 kg
- Maximum spin speed: 1200 rpm
remaining moisture: 63%
- B spin class
- Energy consumption: 197 kWh per year,
based on 220 standard washing cycles
- Energy consumption: standard 60°C
cotton programme 0.95 kwh full load and
0.94 kwh partial load and 40°C cotton
programme 0.65 kwh partial load
- Water consumption 10,560 litres per year,
based on 220 standard washing cycles
- Drum volume: 58 litres
- Noise level washing: 59dB (re 1pW)
Noise level spinning: 76dB (re 1pW)

**Programmes/
functions**

- Fully electronic control dial for all wash and
special programmes
- Special programmes: Sensitive, Dark Wash,
Sports Wear, Super Quick 15, Mixed Load,
Hand wash Wool, Delicate/Silk
- Touch control buttons: Start / Reload,
Reduced Ironing option, Aqua Plus option
for best rinsing results, EcoPerfect,
SpeedPerfect, spin speed reduction

Key features

- VarioPerfect: speed or energy efficiency
with perfect wash performance every time

**Additional
features**

- Large LED display for programme progress
indication, temperature, spin speed,
remaining time and 24 hour time delay
- 3D AquaSpa wash system with cascade for
faster water penetration
- Reload facility
- Safeguard monitoring system adjusts load
distribution and programme settings to
protect clothes
- Overdosage indication
- Child lock

**Technical
information**

- Dimensions (H X W X D): 84.7 x 60 x 59 cm
- Can be built-under
- Aluminium look (Black model) or silver
(Silver model) door with 180° opening and
30cm porthole

**Optional
accessories**

- WMZ2200 Floor securing component
- WMZ2380 Extension for cold water inlet /
AquaStop
- WMZ2420 Built-under cover



Classixx 7 washing machine WAE28368GB white	
<div><div>Energy A++</div><div>Washing A</div><div>Spinning B</div><div>7 kg</div><div>VarioPerfect</div><div>Reload function</div><div>Super Quick 15</div><div>MultiSafe</div></div>	
Performance	<div><div>– Energy efficiency class: A++</div><div>– Capacity: 7kg</div><div>– Maximum spin speed: 1400 rpm</div><div>– remaining moisture: 56%</div><div>– B spin class</div><div>– Energy consumption: 197 kWh per year, based on 220 standard washing cycles</div><div>– Energy consumption: standard 60°C cotton programme 0.95 kwh full load and 0.94 kwh partial load and 40°C cotton programme 0.65 kwh partial load</div><div>– Water consumption 10,560 litres per year, based on 220 standard washing cycles</div><div>– Drum volume: 55 litres</div><div>– Noise level washing: 57dB (re 1pW)</div><div>– Noise level spinning: 77dB (re 1pW)</div></div>
Programmes/ functions	<div><div>– Fully electronic control dial for wash programmes, temperature and special programmes</div><div>– Special programmes: Super Quick 15, Mixed Load, Delicates</div><div>– Touch control buttons: Start / Reload, Reduced Ironing option, Aqua Plus option for best rinsing results, EcoPerfect, SpeedPerfect, spin speed reduction</div></div>
Key features	<div><div>– VarioPerfect: speed or energy efficiency with perfect wash performance every time</div></div>
Additional features	<div><div>– Display for programme progress indication, time remaining and 24 hours time delay</div><div>– 3D AquaSpa wash system with cascade for faster water penetration</div><div>– Reload facility</div><div>– Safeguard monitoring system adjusts load distribution and programme settings to protect clothes</div><div>– Automatic load adjustment</div><div>– Child lock</div></div>
Technical information	<div><div>– Dimensions (H X W X D): 84.8 x 60 x 59 cm</div><div>– Can be built-under</div><div>– White door with 180° opening and 30 cm porthole</div></div>
Optional accessories	<div><div>WMZ2200 Floor securing component</div><div>WMZ2380 Extension for cold water inlet / Aquastop</div><div>WMZ2420 Built-under cover</div></div>
Classixx 7 washing machine WAE24368GB white (not pictured)	
Same specification as WAE28368GB except:	
Performance	<div><div>– Maximum spin speed: 1200 rpm</div><div>– remaining moisture: 63%</div><div>– Noise level washing: 59dB (re 1pW)</div><div>– Noise level spinning: 76dB (re 1pW)</div></div>



Classixx 6 VarioPerfect washing machine WAE24166GB* white	
<div> <div>Energy A⁺</div> <div>Washing A</div> <div>Spinning B</div> <div>6 kg</div> <div>VarioPerfect</div> <div>Super Quick 15</div> <div>Mixed Load</div> <div>MultiSafe</div> </div>	
Performance	<ul style="list-style-type: none"> – Energy efficiency class: A⁺ – Capacity: 6 kg – Maximum spin speed: 1200 rpm remaining moisture: 63% – B spin class – Energy consumption: 196 kWh per year, based on 220 standard washing cycles – Energy consumption: standard 60°C cotton programme 0.95 kwh full load and 0.94 kwh partial load and 40°C cotton programme 0.62 kwh partial load – Water consumption 10,120 litres per year, based on 220 standard washing cycles – Drum volume: 53 litres – Noise level washing: 59dB (re 1pW) – Noise level spinning: 76dB (re 1pW)
Programmes/ functions	<ul style="list-style-type: none"> – Fully electronic control dial for wash programmes, temperature and special programmes – Special programmes: Super Quick 15, Mixed Load, Delicates – Touch control buttons: Start, Reduced Ironing option, Aqua Plus option for best rinsing results, EcoPerfect, SpeedPerfect, spin speed reduction
Key features	<ul style="list-style-type: none"> – VarioPerfect: speed or energy efficiency with perfect wash performance every time
Additional features	<ul style="list-style-type: none"> – LED indication of programme status – AquaSpa wash system – Safeguard monitoring system adjusts load distribution and programme settings to protect clothes
Technical information	<ul style="list-style-type: none"> – Dimensions (H X W X D): 84.7 x 60 x 59 cm – Can be built-under – White door with 180° opening and 30 cm porthole
Optional accessories	<p>WMZ2200 Floor securing component</p> <p>WMZ2380 Extension for cold water inlet / Aquastop</p> <p>WMZ2420 Built-under cover</p>

*Please note that the code for this product will be updated to WAE24166UK June 2012.

The perfect solution to British weather. A tumble dryer that uses 50% less energy.

Thanks to the innovative heat pump technology, the Bosch EcoLogixx 7 tumble dryer uses over 50% less energy than a standard A-rated dryer, and is the first tumble dryer in the world to consume less than 2kWh for a standard programme. A brilliant innovation that means no more wet weekends for you.

How do condenser dryers work?

Condenser dryers collect the condensed water vapour that occurs during the drying process in an easy-to-access container. As a result they do not require an external wall vent, and you can position them anywhere in your home.



Revolution drying

Our condenser dryers have an airflow system that, combined with the unique drum and paddle action, creates an exceptionally efficient and caring drying environment. The large drums with unique textured surfaces ensure greater care of even the most delicate fabrics, improving the airflow and keeping the laundry raised from the surface of the drum. Archimedic style paddles gently bring laundry forward as well as around the drum, resulting in even drying, greater fabric care and less creasing.



Automatic Self-Cleaning System

For a tumble dryer to run at peak efficiency, the condenser has to be kept clean of lint, which has traditionally meant washing the condenser by hand. The ground-breaking Automatic Self-Cleaning System means the water extracted during the drying cycle is used to flush the condenser, removing the lint that would otherwise reduce its efficiency. So the EcoLogixx 7 will deliver a better than A-rated performance, every time, without you having to do a thing.



Sensor drying

Throughout the drying cycle, advanced sensor electronics monitor your laundry, preventing overheating and automatically stopping once your garments reach the desired level of dryness.





Super Quick 40 minute programme

A shorter programme of approximately 40 minutes for lighter loads of up to 2kg – roughly equivalent to ten business shirts – with sensor control to ensure great drying results.

Anti-crease cycle

Bosch dryers feature an anti-crease programme to reduce the burden of ironing. A gentle drum action automatically separates and smoothes your garments for up to 60 minutes on standard dryers, or 120 minutes for models with the reduced ironing option, to keep them wrinkle-free and ready-to-go.

Low heat

An innovative feature that protects sensitive textiles by reducing the heat in the final stage of drying, and extending the drying time. The EcoLogixx 7 condenser dryer goes even further with its super-delicate drying feature. This reduces the temperature by 10°C throughout the drying cycle.


LC Display

The liquid crystal display on the EcoLogixx 7 and Exxcel Steam 8, keeps you in touch with the progress of your laundry. Select the end time and you will know precisely when your clothes will be ready. It also gives you the freedom to select additional options to enhance the drying process.





EcoLogixx 7 condenser dryer WTW86561GB white	
<div><div>Energy A</div><div>-50%</div><div>7 kg</div><div>AntiVibration Design</div><div>SuperQuick 40</div><div>DuoTronic</div><div>SensitiveDrying System</div><div>SelfCleaning Condenser</div></div>	
Performance	<div><div>- A Energy Class</div><div>- 50% more efficient than Energy class A</div><div>- Capacity: 7 kg</div><div>- Consumption of 7 kg cotton cupboard dry: 1400 rpm - 1.45 kwh - 128 min 1000 rpm - 1.68 kwh - 149 min</div><div>- Noise level: drying 65dB (re 1pW)</div></div>
Programmes/ functions	<div><div>- Fully electronic control dial for sensor drying, including timed and special programmes</div><div>- Special programmes: Woollens, Sportswear, Super Quick 40, timed programme warm, timed programme cold</div><div>- Touch control buttons: Start/Stop, Low Heat, Reduced Ironing, Menu, Change</div></div>
Key features	<div><div>- ActiveAir Technology</div><div>- AntiVibration Design: for greater stability and quietness</div><div>- Heat pump</div><div>- Self-cleaning condenser</div></div>
Additional features	<div><div>- LC display for remaining time, 24 hours time delay programme progress indication and special functions</div><div>- Sensitive drying: large stainless steel drum with textile care and revolution drying system</div><div>- Anti crease cycle 120 minutes at the end of the programme</div><div>- Drum interior light</div><div>- Child lock</div></div>
Technical information	<div><div>- Dimensions (H X W X D): 84.2 x 59.8 x 62.5 cm</div><div>- Can be built-under</div><div>- Large aluminium and anthracite-grey glass door</div></div>
Optional accessories	<div><div>WTZ10290 Cover plate</div><div>WTZ11300 Stacking kit with pull-out shelf</div><div>WTZ11310 Stacking kit</div></div>



The Winning Line condenser dryer WTW863S0GB white



Performance	<ul style="list-style-type: none"> – A Energy Class – A-40%: 40% more efficient than Energy Class A – Capacity: 7 kg – Consumption of 7 kg cotton cupboard dry: 1400 rpm - 1.62 kwh - 128 min 1000 rpm - 1.9 kwh - 149 min – Noise level: drying 65dB (re 1pW)
Programmes/ functions	<ul style="list-style-type: none"> – Fully electronic control dial for sensor drying, including timed and special programmes – Special programmes: Woollens, Mixed Load, Sportswear, Super Quick 40 – Touch control buttons: Low heat, Reduced Ironing
Key features	<ul style="list-style-type: none"> – ActiveAir Technology – AntiVibration Design: for greater stability and quietness – Heat pump – Self-cleaning condenser
Additional features	<ul style="list-style-type: none"> – LC display for remaining time, 24 hours time delay, programme progress indication – Sensitive drying: large stainless steel drum with textile care and revolution drying system – Anti crease cycle 120 minutes at the end of the programme – Drum interior light
Technical information	<ul style="list-style-type: none"> – Dimensions (H X W X D): 84.2 x 59.8 x 62.5 cm – Can be built-under – Large white glass door
Optional accessories	WTZ10290 Cover plate WTZ11300 Stacking kit with pull-out shelf WTZ11310 Connection set

Say hello to the steam dryer from Bosch And goodbye to 10 days of ironing a year!

The innovative Exxcel 8 Steam dryer from Bosch uses ActiveSteam technology to dry your laundry, which practically eliminates the need for ironing and gives you the option to refresh dry clean only garments.



Exxcel 8 Steam highlights



Crease-free laundry means more free time for you.

The average household spends over 10 days a year ironing. The Exxcel 8 Steam uses ActiveSteam technology to dry your laundry, which practically eliminates the need for ironing. Shirts come out of the dryer crease-free and ready to go on the hanger.



Save yourself a trip to the dry cleaners.

The refresh option removes odours and reduces creasing, ideal for dry clean only items such as suits and jackets that have already been worn and just need freshening-up.



Fully automatic

The Exxcel 8 Steam is simplicity itself to use as all programmes are fully automatic. The machine automatically detects how damp the clothes are and adjusts the amount of steam generated for the best possible results. Sensors then continually monitor the progress of the laundry making adjustments where necessary.



Maximum care






The Exxcel 8 Steam with easy-iron and refresh modes: dries, removes creases and gets rid of odours from up to 8kg of clothes. The steam function can be used with dry or damp clothes giving you maximum flexibility. And, the combination of steam, our unique drum and paddle design and advanced sensors ensure the best possible care of your laundry.



Exxcel 8 condenser dryer WTS86500GB white	
<div><div>Energy B</div><div>8 kg</div><div>AntiVibration Design</div><div>SuperQuick 40</div><div>DuoTronic</div><div>SensitiveDrying System</div></div>	
Performance	<div><div>- B Energy Class</div><div>- Capacity: 8 kg</div><div>- Consumption of 8 kg cotton cupboard dry: 1400 rpm - 3.74 kwh - 105 min 1000 rpm - 4.49 kwh - 122 min</div><div>- Noise level: drying 63dB (re 1pW)</div></div>
Programmes/ functions	<div><div>- Fully electronic control dial for sensor drying, including timed and special programmes</div><div>- Special programme with a steam function to reduce creasing</div><div>- Special programme with a steam function to refresh both professional and leisure wear</div><div>- Special programmes: Woollens, Mixed Load, Sportswear, Super Quick 40</div><div>- Touch control buttons: Start/Stop, Low Heat/Super Delicate, Reduced Ironing, Menu, Change</div></div>
Key features	<div><div>- Sensitive drying: large stainless steel drum with textile care and revolution drying system</div><div>- AntiVibration Design: for greater stability and quietness</div></div>
Additional features	<div><div>- LC display for remaining time, 24 hours time delay, programme progress indication and special functions</div><div>- Anti crease cycle 120 minutes at the end of the programme</div><div>- Drum interior light</div><div>- Child lock</div></div>
Technical information	<div><div>- Dimensions (H X W X D): 84.2 x 59.8 x 62.5 cm</div><div>- Can be built-under</div><div>- Large white and black glass door</div></div>
Optional accessories	<div><div>WTZ10290 Cover plate</div><div>WTZ1110 Condenser drainage kit</div><div>WTZ11300 Stacking kit with pull-out shelf</div><div>WTZ11310 Stacking kit</div></div>



Available June 2012.






Classixx 8 condenser dryer WTE84305GB white	
    	
Performance	<ul style="list-style-type: none"> – B Energy Class – Capacity: 8 kg – Consumption of 8 kg cotton cupboard dry: 1400 rpm - 3.74 kwh - 105 min 1000 rpm - 4.49 kwh - 122 min – Noise level: drying 61dB (re 1pW)
Programmes/ functions	<ul style="list-style-type: none"> – Fully electronic control dial for sensor programmes and timed programmes – Special programmes: Woollens, Mixed Load, Sportswear, timed programme 20 minutes warm, Super Quick 40 – Touch control buttons: Start/Stop, Low Heat, Time Delay, Reduced Ironing
Key features	<ul style="list-style-type: none"> – Sensitive drying: large stainless steel drum with textile care and revolution drying system
Additional features	<ul style="list-style-type: none"> – LC Display for time remaining and 24 hours time delay – LED programme progress indicator, fluff filter and condensed water container full – Anti crease cycle 120 minutes at the end of the programme
Technical information	<ul style="list-style-type: none"> – Dimensions (H X W X D): 84.2 x 59.8 x 62.5 cm – Can be built-under – Large white solid door
Optional accessories	WTZ10290 Cover plate WTZ1110 Condenser drainage kit



Silver Edition condenser dryer WTE843S1GB silver	
<div><div>Energy</div><div>B</div><div>8 kg</div><div>DuoTronic</div><div>SensitiveDrying System</div><div>SuperQuick 40</div></div>	
Performance	<div><div>- B Energy Class</div><div>- Capacity: 8 kg</div><div>- Consumption of 8 kg cotton cupboard dry: 1400 rpm - 3.74 kwh - 105 min</div><div>1000 rpm - 4.49 kwh - 122 min</div><div>- Noise level: drying 61dB (re 1pW)</div></div>
Programmes/ functions	<div><div>- Fully electronic control dial for sensor drying, including timed and special programmes</div><div>- Special programmes: Woollens, Mixed Load, Sportswear, timed programme 20 minutes warm, Super Quick 40</div><div>- Touch control buttons: Start/Stop, Low Heat, Time Delay, Reduced Ironing</div></div>
Key features	<div><div>- Sensitive drying: large stainless steel drum with textile care and revolution drying system</div></div>
Additional features	<div><div>- LC Display for time remaining and 24 hours time delay</div><div>- LED programme progress indicator and warning for fluff filter and condensed water container full</div><div>- Anti crease cycle 120 minutes at the end of the programme</div></div>
Technical information	<div><div>- Dimensions (H X W X D): 84.2 x 59.8 x 62.5 cm</div><div>- Can be built-under</div><div>- Large silver solid door</div></div>
Optional accessories	<div><div>WTZ10290 Cover plate</div><div>WTZ1110 Condenser drainage kit</div></div>
Black Edition condenser dryer WTE863B1GB black	
Same specification as WTE843S1GB except:	
Performance	<div><div>- Noise level: drying 65dB (re 1pW)</div></div>
Technical information	<div><div>- Large aluminium look, anthracite-grey and glass door</div></div>
Additional features	<div><div>- Drum interior light</div></div>





Classixx 7 condenser dryer WTE84105GB white	
    	
Performance	<ul style="list-style-type: none"> – B Energy Class – Capacity: 7 kg – Consumption of 7 kg cotton cupboard dry: 1400 rpm - 3.36 kwh - 89 min 1000 rpm - 3.92 kwh - 104 min – Noise level: drying 66dB (re 1pW)
Programmes/ functions	<ul style="list-style-type: none"> – Fully electronic control dial for sensor drying, including timed and special programmes – Special programmes: Sportswear, timed programme 20 minutes warm, Super Quick 40 – Touch control buttons: Start/Stop, Low Heat
Key features	<ul style="list-style-type: none"> – Sensitive drying: large galvanised drum and revolution drying system
Additional features	<ul style="list-style-type: none"> – LED programme progress indicator and warning for fluff filter and condensed water container – Anti crease cycle 60 minutes at the end of the programme
Technical information	<ul style="list-style-type: none"> – Dimensions (H X W X D): 84.2 x 59.8 x 62.5 cm – Can be built-under – Large white solid door
Optional accessories	WTZ10290 Cover plate WTZ1110 Condenser drainage kit WTZ11300 Stacking kit with pull-out shelf WTZ11310 Stacking kit

Vented dryers with outstanding features

Bosch vented dryers care for your clothes with a range of clever features. Sensor drying, specially shaped paddles and a low heat option mean that your clothes are beautifully cared for throughout the drying process and will never be over-dry.



How do vented dryers work?

Vented dryers exhaust the water vapour through a pipe at the back of the dryer, which must ventilate directly into the open air through an outside wall vent.

The 'Revolution' drying system

Our vented dryers have an airflow system that, combined with the unique drum and paddle action, creates an exceptionally efficient and caring drying environment. The large drums with unique textured surfaces ensure greater care of even the most delicate fabrics, improving the airflow and keeping the laundry raised from the surface of the drum. Specially shaped paddles gently bring laundry forward as well as around the drum, resulting in even drying, greater fabric care and less creasing.



Sensor drying

Throughout the drying cycle, advanced sensor electronics monitor your laundry, preventing overheating and automatically stopping once your garments reach the desired level of dryness. Fibre damage caused by over-drying becomes a thing of the past, and there is no excess energy consumption.

Low heat

An innovative low heat feature that protects temperature-sensitive textiles by automatically reducing the heat in the final stage of drying, and extending the drying time.



Super Quick 40 minute programme

A shorter programme of approximately 40 minutes for lighter loads of up to 2kg – roughly equivalent to ten business shirts – with sensor control to ensure great drying results.

Anti-crease cycle

Bosch dryers feature an anti-crease programme to reduce the burden of ironing. A gentle drum action automatically separates and smoothes your garments for up to 60 minutes to keep them wrinkle-free and ready-to-go.

Fluff filter indicator

There is no need to check the fluff filter as indicators on the fascia panel will remind you when it's time to empty it.



Available June 2012.



Classixx 8 vented dryer WTV74309GB white



Performance

- C Energy Class
- Capacity: 8 kg
- Consumption of 8 kg cotton cupboard dry:
1400 rpm - 3.5 kwh - 95 min
1000 rpm - 4.13 kwh - 118 min
- Noise level: drying 65dB (re 1pW)

Programmes/ functions

- Fully electronic control dial for sensor programmes and timed programmes
- Special programmes: Woollens, Super Quick 40
- Touch control buttons: Start/Stop, Low Heat, Time Delay, Reduced Ironing

Key features

- Sensitive drying: large stainless steel drum with textile care and revolution drying system

Additional features

- LED display with 24 hours time delay and remaining time
- Anti crease cycle 60 minutes at the end of the programme
- Fluff filter indicator

Technical information

- Dimensions (H X W X D): 84.2 x 59.8 x 62.5 cm
- Can be built-under
- Large white solid door
- Vent hose connection to the rear, left

Optional accessories

- WTZ10290 Cover plate
- WTZ1130 Vent hose
- WTZ11300 Stacking kit with pull-out shelf
- WTZ11310 Stacking kit

Classixx 7 vented dryer WTV74105GB white



Performance

- C Energy Class
- Capacity: 7 kg
- Consumption of 7 kg cotton cupboard dry:
1400 rpm - 3.24 kwh - 86 min
1000 rpm - 3.92 kwh - 103 min
- Noise level: drying 65dB (re 1pW)

Programmes/ functions

- Fully electronic control dial for sensor programmes and timed programmes
- Touch control buttons: Start/Stop, Low Heat

Key features

- Sensitive drying: large galvanised drum and revolution drying system

Additional features

- Anti crease cycle 60 minutes at the end of the programme
- Fluff filter indicator

Technical information

- Dimensions (H X W X D): 84.2 x 59.8 x 62.5 cm
- Can be built-under
- Large white solid door
- Vent hose connection to the rear, left

Optional accessories

- WTZ10290 Cover plate
- WTZ1130 Vent hose
- WTZ11300 Stacking kit with pull-out shelf
- WTZ11310 Stacking kit

Half the water consumption. Twice the amount of laundry.

The Logixx washer dryer from Bosch not only uses half the amount of water as a standard washer dryer, but it can also wash and dry almost twice the amount of laundry in one go.




Highlights of the Bosch Logixx washer dryer



Half the water consumption.

The Bosch Logixx washer dryer uses just 51 litres of water to wash and dry a 4kg load, compared to a standard washer dryer that uses more than twice as much. A standard washer dryer works by passing cold water over the drum, this condenses the steam in the damp clothes to water which is then pumped away. The Logixx washer dryer features air condensation technology which is similar to that incorporated in our condenser tumble dryers, and uses air rather than water to dry your clothes.



Twice the amount of laundry.

The maximum drying capacity of a standard washer dryer is 2.5kg. The Logixx can wash and dry up to 4kg of laundry in one go, which is equivalent to 18 shirts or 30 T-shirts. And if you're just using one of the wash programmes you can wash up to a hefty 7kg of laundry.



Save time and energy too.

We're continually striving to make our appliances the most environmentally friendly available. Not only does the Logixx washer dryer use only half the amount of water compared to a standard machine, but it's also much more energy efficient. And since you can wash and dry 4kg in one go, you'll have more time to get on with the more exciting things in life.



Easy to use

The self-cleaning condenser system automatically flushes away any lint or fluff so there is nothing for you to clean. It also means that the machine runs at maximum efficiency at all times and ensures its long-term reliability. The AutoDry function uses advanced sensors to monitor your laundry ensuring perfect drying results every time. And its large LED display and touch controls make operating the machine effortless.



Active Steam

A useful feature that save you lots of time and money. The refresh option removes odours and reduces creasing, ideal for dry cleaning items such as suits and jackets that have already been worn and just need freshening up. It also significantly reduces the time required for ironing.



Available July 2012.



Logixx 7 washer dryer WVH28421GB white	
	<div><div>Energy</div><div>B</div></div> <div><div>Washing</div><div>A</div></div> <div><div>Spinning</div><div>B</div></div> <div><div>AirCondensation Technology</div><div></div></div> <div><div>SuperQuick</div><div>15</div></div> <div><div>SelfCleaning Condenser</div><div></div></div>



Exxcel washer dryer WVD24520GB white	
	<div> <div>Energy</div><div>C</div> </div> <div> <div>Washing</div><div>A</div> </div> <div> <div>Spinning</div><div>B</div> </div> <div> <div>5 kg</div> </div> <div> <div>15</div><div>SuperQuick</div> </div> <div> <div>Handwash</div> </div>
Performance	<ul style="list-style-type: none"> – C energy, A wash and B spin class – Capacity: 5 kg washing, 2.5 kg drying – Non-stop wash and dry programme 2.5 kg – Spin speed selection 1200 to 400 rpm – Energy consumption wash and dry 4.56 kWh – Water consumption wash and dry 106 litres – Drum volume: 42 litres – Noise level: washing 62 dB (re 1pW) – Noise level: spinning 75 dB (re 1pW)
Programmes/ functions	<ul style="list-style-type: none"> – Fully electronic control dial for all wash and special programmes – Special programmes: Delicates/Silk, Super Quick 15, Handwash/Wool, Sensitive, Sportswear, Mixed Load – Special drying programme: Low Heat – Touch control buttons: Rinse Plus, Wash Plus system for A-class wash performance, Reduced Ironing option, Prewash
Key features	<ul style="list-style-type: none"> – Autodry function, time selection options
Additional features	<ul style="list-style-type: none"> – LC display for recommended load, child lock, over dosage, drying time, 24 hours time delay, remaining time, autodry, programme progress indication, temperature and spin speed – AquaSpa wash system – Safeguard monitoring system adjusts load distribution and programme settings to protect clothes – Foam detection system – Automatic load adjustment system – Child lock
Technical information	<ul style="list-style-type: none"> – Dimensions (H X W X D): 86 x 60 x 56 cm – Can be built-under – White door with 180° opening and 30cm porthole
Optional accessories	WMZ2420 Built-under cover



Black Edition washer dryer WVD2452BGB black	
<div><div>Energy</div><div>C</div></div> <div><div>Washing</div><div>A</div></div> <div><div>Spinning</div><div>B</div></div> <div><div>5 kg</div></div> <div><div>15</div><div>SuperQuick</div></div> <div><div></div><div></div></div>	
Performance	<ul style="list-style-type: none">– C energy, A wash and B spin class– Capacity: 5 kg washing, 2.5 kg drying– Non-stop wash and dry programme 2.5 kg– Spin speed selection 1200 to 400 rpm– Energy consumption wash and dry 4.56 kwh– Water consumption wash and dry 106 litres– Drum volume: 42 litres– Noise level: washing 62 dB (re 1pW)– Noise level: spinning 75 dB (re 1pW)
Programmes/ functions	<ul style="list-style-type: none">– Fully electronic control dial for all wash and special programmes– Special programmes: Delicates/Silk, Super Quick 15, Handwash/Wool, Sensitive, Sportswear, Mixed Load– Special drying programme: Low Heat– Touch control buttons: Rinse Plus, Wash Plus system for A-class wash performance, Reduced Ironing option, Prewash
Key features	<ul style="list-style-type: none">– Autodry function, time selection options
Additional features	<ul style="list-style-type: none">– LC display for recommended load, child lock, over dosage, drying time, 24 hours time delay, remaining time, autodry, programme progress indication, temperature and spin speed– AquaSpa wash system– Safeguard monitoring system adjusts load distribution and programme settings to protect clothes– Foam detection system– Automatic load adjustment system– Child lock
Technical information	<ul style="list-style-type: none">– Dimensions (H X W X D): 86 x 60 x 56 cm– Can be built-under– Chrome door with 180° opening
Optional accessories	WMZ2420 Built-under cover
Silver Edition washer dryer WVD245S3GB silver	
Same specification as WVD24520BGB except:	
Technical information	<ul style="list-style-type: none">– Silver door with 180° opening





Classixx washer dryer WVD24460GB white	
	<div> <div>Energy</div><div>C</div> </div> <div> <div>Washing</div><div>A</div> </div> <div> <div>Spinning</div><div>B</div> </div> <div> <div>5 kg</div> </div> <div> <div>15</div><div>SuperQuick</div> </div> <div> <div>Hand Wash</div> </div>
Performance	<ul style="list-style-type: none"> – C energy, A wash and B spin class – Capacity: 5 kg washing, 2.5 kg drying – Non-stop wash and dry programme 2.5 kg – Spin speed selection 1200 to 400 rpm – Energy consumption wash and dry 4.56 kwh – Water consumption wash and dry 106 litres – Drum volume: 42 litres – Noise level: washing 62 dB (re 1pW) – Noise level: spinning 75 dB (re 1pW)
Programmes/ functions	<ul style="list-style-type: none"> – Fully electronic control dial for all wash and special programmes – Special programmes: Dark Wash, Mixed Load, Sensitive, Sports Wear, Super Quick 15, Delicate/Silk – Special programme - drying: Low Heat – Touch control buttons: Start, Rinse Plus, Wash Plus system for A-class wash performance, Prewash, Night Wash
Key features	<ul style="list-style-type: none"> – Autodry function, time selection options
Additional features	<ul style="list-style-type: none"> – Display for child lock, Overdosage indication, drying time, 24 hour time delay, remaining time, autodry function, temperature selection and spin speed reduction – AquaSpa wash system – Safeguard monitoring system adjusts load distribution and programme settings to protect clothes – Foam detection system – Automatic load adjustment – Child lock
Technical Information	<ul style="list-style-type: none"> – Dimensions (H X W X D): 86 x 60 x 56 cm – Can be built-under – White door with 180° opening door and 30cm porthole opening
Optional accessories	WMZ2420 Built-under cover

Steam irons.

Every model in the Bosch range has all the features you would expect in a top-of-the-range iron, so you can cope with anything from crease removal to freshening hanging items such as curtains or jackets, or even setting pleats. All irons have variable steam too – giving you complete control of steam output for the task in hand.



TDA7640GB – PREMIER POWER

One of the most powerful irons in the world*. This iron is exceptionally quick and easy to use. With an amazing 180g/min shot of steam to eliminate the most difficult creases. It also comes with back filling for extra ease of use.



TDA7631GB – PREMIER AllStar

This little star can shoot a powerful 150g/min for those stubborn creases, but is gentle too, with a Palladium-Glisse ceramic soleplate for better glideability.



TDA5620GB – POWER II

The UK's No.1 best selling iron*. This iron has an incredible 2750W of power which means an extra quick heat up time and optimum steam output. Speed through your ironing with this agile iron.



TDA5610GB – ALL STAR II

A fantastic all round iron. This iron has all the features you would expect from a Bosch iron including great steam output, drip stop and an anti-calc system.



TDA3605GB – Stainless Steel Edition

This powerful 2400W iron features an advanced steam system to optimise steam distribution for faster ironing and Inox Glisse soleplate for better glideability.



TDA4632GB

This award winning 2400W iron has a multi-directional Palladium Glisse soleplate – iron in any direction for fantastic results. The 100g/min shot of steam smoothes out stubborn creases and the 35g/min continuous steam output will take care of the rest.

*Based on traditional steam iron wattage, known to BSH UK at time of print.

Steam generators.

The Bosch Professional steam generators look fantastic and are some of the most powerful in the world*, offering top of the range features to help you speed through your pile of ironing. Features like the continuous refill system, super fast heat up, high steam outputs and premium soleplates all give your clothes a professional finish, making light work of your ironing.



TDS4570GB – ULTIMATE POWER

Features a unique automatic ironing setting for all fabrics. The TouchControl display allows automatic and manual temperature and steam control.

2800
watts

130g
steam

1.3L
capacity

Easy
carry



TDS3570GB – PREMIER POWER

One of the most powerful steam generators in the world.*

2800
watts

130g
steam

1.4L
capacity



TDS2569GB – PROFESSIONAL POWER

Boasts a 2 minute heat up time, and a Palladium Glissee ceramic soleplate for smooth glideability.

2800
watts

120g
steam

800ml
capacity



TDS2511GB – PROFESSIONAL

An all round high performance Bosch steam generator.

2400
watts

110g
steam

800ml
capacity



TDS2551GB – PREMIER

Inox Glissee stainless steel soleplate and 100 g/min continuous steam output.

2400
watts

110g
steam

1L
capacity



TDS1135GB – STEAM GENERATOR IRON

One of the most powerful irons in the world*. The powerful 200g/min shot of steam tackles the toughest creases and is easy to store.

3100
watts

70g cont.
200g
shot steam

400ml
capacity

*Based on total steam generator wattage known to BSH UK at time of print.

Washing machine specifications

WASHING MACHINES											
	Logixx			Exxcel		Winning Line	Classixx			Black Edition	Silver Edition
MODEL	WAS32462GB	WAS28462GB	WAS24461GB	WAQ28461GB	WAQ24461GB	WAQ28350GB	WAE28368GB	WAE24368GB	WAE24166GB	WAE244B1GB	WAE244S1GB
Featured on page	P20	P21	P21	P24	P24	P25	P28	P28	P29	P27	P27
PERFORMANCE											
Energy efficiency class	A+++	A+++	A+++	A+++	A+++	A+++	A++	A++	A+	A++	A++
Capacity cotton (kg)	9	9	9	8	8	8	7	7	6	7	7
Maximum spin speed (rpm)	1600	1400	1200	1400	1200	1400	1400	1200	1200	1200	1200
Moisture content % on dry load after max. spin	46	54	57	53	58	53	56	63	63	63	63
Washing performance class	A	A	A	A	A	A	A	A	A	A	A
Spin drying performance class	A	B	B	B	B	B	B	B	B	B	B
Energy consumption annual (kWh/annum) ¹	216	216	216	179	179	179	197	197	196	197	197
Energy consumption 40°C cotton programme (partial load) kWh	0.68	0.68	0.68	0.71	0.71	0.71	0.65	0.65	0.62	0.65	0.65
Energy consumption 60°C cotton programme (full load) kWh	1.25	1.25	1.25	0.82	0.82	0.82	0.95	0.95	0.95	0.95	0.95
Energy consumption 60°C cotton programme (partial load) kWh	0.73	0.73	0.73	0.80	0.80	0.80	0.94	0.94	0.94	0.94	0.94
Water consumption annual (litres/annum)	12100	12100	12100	8700	8700	8700	10560	10560	10120	10560	10560
Average washing time cotton 40°C (partial load)	189	195	195	186	186	186	188	188	170	188	188
Average washing time cotton 60°C (full load) (min)	215	225	225	196	196	196	192	192	179	192	192
Average washing time cotton 60°C (partial load)	189	195	195	191	191	191	192	192	179	192	192
Power consumption in off-mode	0.10	0.10	0.10	0.10	0.10	0.10	0.10	0.10	0.18	0.10	0.10
Power consumption in left-on mode	2.15	2.15	2.15	1.49	1.49	1.49	1.87	1.87	1.85	1.87	1.87
Drum volume (litres)	65	65	65	58	58	58	55	55	53	55	55
Noise level washing dB (re 1pW) ²	49	50	52	54	54	54	57	59	59	59	59
Noise level spinning dB (re 1pW) ²	74	73	75	76	76	76	77	76	76	76	76
PROGRAMMES/FUNCTIONS											
Standard Programmes											
Cottons	●	●	●	●	●	●	●	●	●	●	●
Easy-care	●	●	●	●	●	●	●	●	●	●	●
Wool	●	●	●	●	●	●	●	●	●	●	●
Delicates/Silk	●	●	●	●	●	●	●	●	●	●	●
Rinse	●	●	●	●	●	●	●	●	●	●	●
Spin	●	●	●	●	●	●	●	●	●	●	●
Empty	●	●	●	●	●	●	●	●	●	●	●
Specialist Programmes											
Super Quick 15	●	●	●	●	●	●	●	●	●	●	●
Sportswear	●	●	●	●	●					●	●
Allergy+	●	●	●	●	●						
Sensitive										●	●
Dark Wash	●	●	●	●	●					●	●
Mixed Load	●	●	●	●	●	●	●	●	●	●	●
Jeans						●					
Options											
EcoPerfect	●	●	●	●	●	●	●	●	●	●	●
SpeedPerfect	●	●	●	●	●	●	●	●	●	●	●
Wash Plus	●	●	●	●	●	●	●	●	●	●	●
Reduced Ironing	●	●	●	●	●	●	●	●	●	●	●
Aqua Plus/Extra Rinse	●/-	●/-	●/-	●/-	●/-	●/-	●/-	●/-	●/-	●/-	●/-
Pre Wash	●	●	●	●	●	●	●	●	●	●	●
Variable temperature	●	●	●	●	●	●	●	●	●	●	●
Variable spin	●	●	●	●	●	●	●	●	●	●	●
KEY FEATURES											
EcoSilence Drive	●	●	●								
VarioPerfect	●	●	●	●	●	●	●	●	●	●	●
ActiveWater system	●	●	●	●	●	●					
AntiVibration Design	●	●	●	●	●	●					
ADDITIONAL FEATURES											
SoftSurge Drum	●	●	●								
Wave Drum				●	●	●					
Time delay	24 hours	24 hours	24 hours	24 hours	24 hours	24 hours	24 hours	24 hours		24 hours	24 hours
Time remaining	●	●	●	●	●	●	●	●		●	●
Reload facility	●	●	●	●	●	●	●	●		●	●
Overdosage indication	●	●	●	●	●	●				●	●
Child lock	●	●	●	●	●	●	●	●		●	●
Self cleaning dispenser	●	●	●	●	●	●					
Safeguard monitoring system	●	●	●	●	●	●	●	●	●	●	●
Water protection system	Multiple water protection	Multiple water protection	Multiple water protection	Multiple water protection	Multiple water protection	Multiple water protection	Multiple water protection	Multiple water protection	Multiple water protection	Multiple water protection	Multiple water protection
Type of control	Electronic	Electronic	Electronic	Electronic	Electronic	Electronic	Electronic	Electronic	Electronic	Electronic	Electronic
TECHNICAL INFORMATION											
Dimensions of the product (cm)	84.2 x 60 x 59.0	84.2 x 60 x 59	84.2 x 60 x 59	84.8 x 59.8 x 55	84.8 x 59.8 x 55	84.8 x 59.8 x 55	84.8 x 60 x 59	84.8 x 60 x 59	84.7 x 60 x 59	84.7 x 60 x 59	84.7 x 60 x 59
Height for building under (cm)	82	82	82	85	85	85	82	82	82	82	82
Depth with door open (90°)	99	99	99	101.80	101.80	101.80	99	99	99	99	99
Height-adjustable by (cm)	1.20	1.20	1.20	1	1	1	1.50	1.50	1.50	1.50	1.50
Appliance depth incl wall distance	59	59	59	55	55	55	59	59	59	59	59
Length electrical supply cord (cm)	175	175	175	160	160	160	160	160	160	160	160
Length of drain hose (cm)	150	150	150	150	150	150	150	150	150	150	150
Display	LED	LED	LED	LED	LED	LED	LED	LED		LED	LED
Cabinet colour	White	White	White	White	White	White	White	White	White	Black	Silver
Door colour	Silver black grey	Silver black grey	Silver black grey	White black grey	White black grey	White	White	White	White	Aluminium look	Silver
Door hinge	Left-hand	Left-hand	Left-hand	Left-hand	Left-hand	Left-hand	Left-hand	Left-hand	Left-hand	Left-hand	Left-hand
Removable top	●	●	●	-	-	-	●	●	●	●	●
OPTIONAL ACCESSORIES											
Build under kit	WMZ20430	WMZ20430	WMZ20430				WMZ2420	WMZ2420	WMZ2420	WMZ2420	WMZ2420
Floor fixing kit	WMZ2200	WMZ2200	WMZ2200	WMZ2200	WMZ2200	WMZ2200	WMZ2200	WMZ2200	WMZ2200	WMZ2200	WMZ2200
Extension to water inlet	WMZ2380	WMZ2380	WMZ2380	WMZ2380	WMZ2380	WMZ2380	WMZ2380	WMZ2380	WMZ2380	WMZ2380	WMZ2380
EAN code	424200271340	4242002709109	4242002714486	4242002708522	4242002711850	4242002708348	4242002708355	4242002708362	4242002652221	4242002650234	4242002650029

¹ Consumption per year based on 220 wash cycles for cottons 60°C and 40°C at full and partial load and including standby consumption.
² Noise is measured during the washing and spinning phases at standard 60°C cottons at full load.

Water pressure required: 1-10 bars, flow rate 8 litres per minute.

Data valid in this table as of May 2012. Subject to modification without prior notice.

Bosch does not recommend connecting your washing machine to an artificial water softening unit since this could adversely affect the performance of the washing machine. All models comply with COMMISSION REGULATION (EC) No 1275/2008 with regard to ecodesign requirements for standby and off mode electric power consumption.

Tumble dryers and washer dryers specifications

WASHER DRYERS					
	Logixx	Exxcel	Black Edition	Silver Edition	Classixx
MODEL	WVH 28421GB	WVD 24520GB	WVD 2452BGB	WVD 245S3GB	WVD 24460GB
Featured on page	P44	P45	P46	P46	P47
PERFORMANCE					
Energy efficiency class	B	C	C	C	C
Capacity cotton (Kg) washing	7	5	5	5	5
Capacity cotton (Kg) drying	4	2.5	2.5	2.5	2.5
Maximum spin speed (rpm)	1400	1200	1200	1200	1200
Washing performance class	A	A	A	A	A
Energy consumption (wash and dry of full wash load) (kWh)	5.67	4.56	4.56	4.56	4.56
Energy consumption (wash only) (kWh)	1.19	0.90	0.90	0.90	0.90
Total annual energy consumption (Washing and drying 200 full loads) (kWh)	1134	912	912	912	912
Total annual energy consumption (Washing only 200 full loads) (kWh)	238	180	180	180	180
Water consumption (wash and dry full wash load) (litres)	57	106	106	106	106
Total annual water consumption (Washing and drying 200 full loads) (litres)	11400	21200	21200	21200	21200
Total annual water consumption (Washing only 200 full loads) (litres)	10200	9000	9000	9000	9000
Average washing time cotton 60°C (full load) (min)	418	352	352	352	352
Average drying time min 60°C cotton (automatic washing and drying process)					
Drum volume (litres)	56	42	42	42	42
Noise level washing dB (re 1pW)	54	62	62	62	62
Noise level spinning dB (re 1pW)	73	75	75	75	75
Noise level drying dB (re 1pW)	62	60	60	60	60
PROGRAMMES					
Standard Programmes	●	●	●	●	●
Cottons	●	●	●	●	●
Easy-care	●	●	●	●	●
Wool	●	●	●	●	●
Delicates / Silk	●	●	●	●	●
Intensive Dry	●	●	●	●	●
Gentle Dry	●	●	●	●	●
Rinse	●	●	●	●	●
Spin	●	●	●	●	●
Empty	●	●	●	●	●
Specialist Programmes	●	●	●	●	●
Automatic drying programme	●	●	●	●	●
Super Quick 15	●	●			●
Powerwash 60	●				
Night Wash					●
Sportswear		●	●	●	●
Sensitive	●	●	●	●	●
Dark Wash		●	●	●	●
Mixed Load	●	●	●	●	●
Steam Refresh	●				
Fluff Removal Programme	●				
Options					
Wash Plus	●	●	●	●	●
Reduced Ironing	●	●	●	●	
Aqua Plus/Rinse Plus	●/-	-/●	-/●	-/●	-/●
Pre wash	●	●	●	●	●
Variable temperature	●	●	●	●	●
Variable spin	●	●	●	●	●
Spin speed reduction					
Express Wash	●	●	●	●	●
KEY FEATURES					
AirCondensation technology	●				
AutoDry function	●	●	●	●	●
Self cleaning condenser	●				
ADDITIONAL FEATURES					
SoftSurge drum	●				
Time delay	24 hours	24 hours	24 hours	24 hours	24 hours
Time remaining	●	●	●	●	●
Reload facility	●				
Ovedosage indication	●	●	●	●	●
Safeguard monitoring system	●	●	●	●	●
Noise insulation	●				
Child safety lock	●	●	●	●	●
Water protection system	AquaSecure	Multiple water protection	Multiple water protection	Multiple water protection	Multiple water protection
Type of control	Electronic	Electronic	Electronic	Electronic	Electronic
TECHNICAL INFORMATION					
Dimensions of the product (cm)	84.2 x 60 x 59	86 x 60 x 56	86 x 60 x 56	86 x 60 x 56	86 x 60 x 56
Depth with open door 90° (cm)	97	97	97	97	97
Maximum adjustability feet (cm)	1.2	1.5	1.5	1.5	1.5
Length electrical supply cord (cm)	210	175	175	175	175
Display	LED	LCD	LCD	LCD	LED
Cabinet colour	White	White	Black	Silver	White
Door colour	Silver black	White	Chrome	Silver	White
Door hinge	Left-hand	Left-hand	Left-hand	Left-hand	Left-hand
Removable top		●	●	●	●
OPTIONAL ACCESSORIES					
Build under cover		WMZ2420	WMZ2420	WMZ2420	WMZ2420
Floor fixing kit	WMZ2200				
Extension for cold water inlet	WMZ2380				
EAN code	4242002709918	4242002435534	4242002522937	4242002566818	4242002570211

CONDENSER DRYERS						VENTED DRYERS			
	Logixx	Winning Line	Exxcel	Black Edition	Silver Edition	Classixx		Classixx	
MODEL	WTW 86561GB	WTW 863S0GB	WTS 86500GB	WTE 863B1GB	WTE 843S1GB	WTE 84305GB	WTE 84105GB	WTV 74309GB	WTV 74105GB
Featured on page	P32	P33	P36	P38	P38	P37	P39	P41	P41
PERFORMANCE									
Energy efficiency class	A	A	B	B	B	B	B	C	C
Capacity cotton (Kg)	7	7	8	8	8	8	7	8	7
Energy consumption kWh cotton cupboard dry (1000rpm spinning)	1.7	1.9	4.5	4.5	4.5	4.5	3.9	4.1	3.9
Average drying time cotton cupboard dry 50% moisture (1000rpm spinning) (min)	149	149	122	122	122	122	104	118	103
Energy consumption kWh cotton cupboard dry 50% moisture (1400rpm spinning)	1.4	1.6	3.7	3.7	3.7	3.7	3.4	3.5	3.2
Average drying time cotton cupboard dry 50% moisture (1400rpm spinning) (min)	128	128	105	105	105	105	89	95	86
Energy consumption kWh cotton iron dry 50% moisture (1400rpm spinning)	1.1	1.1	2.2	2.2	2.2	2.2	2.4	2.4	2.0
Average drying time cotton iron dry 50% moisture (1400rpm spin speed) (min)	92	92	83	83	83	83	69	67	57
Energy consumption (better than A)	-50%	-40%							
Total annual energy consumption (kWh)	116	122	262	262	262	262	264	243	249
Drum volume (litres)	112	112	112	112	112	112	112	112	112
Noise level dB (re 1pW)	65	65	63	65	61	61	66	65	65
PROGRAMME/FUNCTIONS									
Standard Programmes									
Cottons	●	●	●	●	●	●	●	●	●
Easy-care	●	●	●	●	●	●	●	●	●
Woollen Finish	●	●	●	●	●	●			
Superquick 40	●	●	●	●	●	●	●	●	
Freshen Up	●								●
Timed programmes	●	●	●	●	●	●	●	●	●
Mixed Fabrics	●	●	●	●	●	●			
Sportswear	●	●	●	●	●		●		
Steam dry			●						
Steam refresh			●						
Options									
Buzzer	●	●	●	●	●	●		●	
Low Heat option	●	●	●	●	●		●	●	●
Reduced Ironing	●	●	●	●	●	●		●	
KEY FEATURES									
ActiveAir Technology	●	●							
Heat pump	●	●							
Self cleaning condenser	●	●							
Steam function for steam drying and refreshing			●						
Sensor drying with revolution drying system	●	●	●	●	●	●	●	●	●
ADDITIONAL FEATURES									
Drum with soft paddles	●	●	●	●	●	●	●	●	●
Anti crease cycle (mins)	120	120	120	120	120	120	60	60	60
Time delay	24	24	24	24	24	24		24	
Time remaining	●	●	●	●	●	●			
Drum interior light	●	●	●	●					
Water container full/blocked filter warning indicator	●/●	●/●	●/●	●/●	●/●	●/●	●/●	-/●	-/●
Child lock	●	●	●						
TECHNICAL INFORMATION									
Dimensions of the product (cm)	84.2 x 59.8 x 62.5	84.2 x 59.8 x 62.5	84.2 x 59.8 x 62.5	84.2 x 59.8 x 62.5	84.2 x 59.8 x 62.5	84.2 x 59.8 x 62.5	84.2 x 59.8 x 62.5	84.2 x 59.8 x 62.5	84.2 x 59.8 x 62.5
Depth with open door 90° (cm)	104	104	104	104	104	104	104	104	104
Maximum adjustability feet (cm)	1.5	1.5	1.5	1.5	1.5	1.5	1.5	1.5	1.5
Length electrical supply cord (m)	1.45	1.45	1.45	1.45	1.45	1.45	1.45	1.45	1.45
Display	LCD	LCD	LCD	LED	LED	LED		LED	
Cabinet colour	White	White	White	Black	Silver	White	White	White	White
Door colour	Silver grey black	White	White black grey	Alu polished	Silver	White	White	White	White
Door hinge	Right-hand	Right-hand	Right-hand	Right-hand	Right-hand	Right-hand	Right-hand	Right-hand	Right-hand
Removable top	●	●	●	●	●	●	●	●	●
Location of vent								At rear, Left-hand	At rear, Left-hand
Vent hose length (m)								20	20
Type of control	Electronic	Electronic	Electronic	Electronic	Electronic	Electronic	Electronic	Electronic	Electronic
OPTIONAL ACCESSORIES									
Build under cover	WTZ10290	WTZ10290	WTZ10290	WTZ10290	WTZ10290	WTZ10290	WTZ10290	WTZ10290	WTZ10290
Stacking kit with pull out shelf	WTZ11300	WTZ11300	WTZ11300						
Stacking kit	WTZ11310	WTZ11310	WTZ11310	WTZ11320		WTZ11310	WTZ11310	WTZ11310	WTZ11310
EAN code	4242002708553	4242002708560	4242002712086	4242002657691	4242002652610	4242002720616	4242002573915	4242002720623	4242002575919

Exxcel

On
Off

Speed
Perfect

Half
Load

Intensive
Zone

Intensive

Auto

Eco

Check
Water

Refill
Salt

Refill
Rinse Aid

2:16

hr. min.

Dry

Rinse

Wash



BOSCH

Dishwashers.

Logi**xx**

Our premium range, with exceptional cutting-edge features and extras. Features EcoSilence and ActiveWater technology as well as 3 automatic wash programmes and the innovative space saving VarioDrawer, taking it to 14 place settings.



Ex**xx**cel

Mid-range models with a broad range of extra features and benefits. They offer greater capacity; up to 13 place settings, use less water, are quieter, and boast more features than our value models. In fact, our AquaStar models use just 6 litres of water and only 0.92kWh of electricity, rating them as A++.



Classi**xx**

Simple, practical models offering Bosch build quality and value for money. They still feature the triple-A rated performance that comes with all our dishwashers, and a host of useful features, including a large item spray head.



Save a staggering 43 litres of water with every single load.

Our new AquaStar dishwashers use only 6 litres* of water to wash 13 place settings on a standard Eco 50°C programme – every time. This compares to a staggering 49 litres of water if you washed-up the same load by hand.



*6L water consumption in the Economy 50°C programme.

ActiveWater

ActiveWater technology from Bosch is a revolutionary dishwashing system that gets the maximum use out of each and every drop of water. This incredible increase in efficiency has been achieved through maximising water efficiency in the rinse cycles, faster heating-up, targeted water circulation and improved pump performance meaning that ActiveWater dishwashers use less water and less energy whilst increasing performance.



Green Technology inside

Look out for the Bosch energy efficiency symbol as it is there to help you identify our most energy efficient models. You will see it next to our Exxcel, Logixx and Winning Line models.



Less water

Our new AquaStar dishwashers use only 6 litres* of water to wash 13 place settings on a standard Eco 50°C programme – every time. This compares to a staggering 49 litres of water if you washed-up the same load by hand. But our ActiveWater technology isn't restricted to just one model, it's available on selected models throughout our Logixx, Exxcel and Winning Line ranges.



Less energy

Our ActiveWater dishwashers not only save water but they lead the way on energy consumption too. Our AquaStar models use just 0.92kWh on a standard 50°C Eco programme which is 29% less energy than an equivalent Bosch dishwasher of 15 years ago. Now every household can not only save money but actively protect the environment too.



More performance

ActiveWater technology not only saves water and energy but also increases the performance of the machine with faster heating-up times, optimum water circulation and improved pump performance. All Bosch ActiveWater dishwashers deliver an A wash and A drying performance every time.



Bosch dishwasher programmes.

Designed to make your life easier – Bosch dishwashers offer the ultimate in wash performance. A range of different programme options ensure that the wash and rinse cycles are tailored to the load.



Bosch recommends Finish

Use Finish to get amazing results every time you use your Bosch dishwasher. Finish have a complete range of products to suit your dishwashing needs, including new Finish Quantum which combines the power of three separate ingredients in one single product to give you amazing shine and clean. A range of enhancers are also available such as Finish Intensive Clean & Care Dishwasher Cleaner which removes grease and limescale to maintain your machine's performance and give you perfect results in every cycle. Bosch recommend you always use salt in your dishwasher.

**Pre-rinse**

For rinsing dishes prior to the main wash, and can be used to prevent odours when storing dirty dishes over night.

Normal 65°C

A daily wash programme for a normally soiled mixed load.

Delicate 40°C

A gentle wash, perfect for delicate crockery and glassware.

Economy 50°C

The most efficient and eco-friendly programme, it uses less energy and water but gives the same A-rated cleaning results.

Quick wash 45°C

A shorter wash cycle without drying – good for a quick turn-around, or for when tableware is only lightly soiled.

Auto delicate 35–45°C

A gentle sensor-controlled wash programme for delicate tableware. The sensors adjust the programme according to the amount of soiling.

Auto daily 45–65°C

Sensor-controlled wash programme for a normally soiled mixed load. The sensors adjust the programme according to the amount of soiling.

Intensive 70°C

An intense, high temperature wash ideal for removing hardened, dried or burned on food.

Auto intensive 65–75°C

A sensor-controlled wash programme designed for heavily soiled, burnt-on pots and pans. The sensors adjust the programme according to the amount of soiling.

**Hygiene Extra**

Select the Hygiene Extra option for a hotter final rinse – perfect for cooking utensils, glass jars, chopping boards and baby bottles.

Extra Dry

The Extra Dry option is designed specifically for plastic items like plastic ware, picnic ware, and baby bottles. These items do not hold as much residual heat after the wash process as crockery and glassware, and therefore require a higher drying temperature to ensure they come out clean and dry.

TurboSpeed

Activating the TurboSpeed mode preheats the dishwasher for 25 minutes. Once preheated, a wash cycle can be completed in just 20 minutes making this our fastest wash programme. Following pre-heating, the 20 minute cycle can be used again and again, making this the perfect programme for entertaining. If used in conjunction with the Extra Dry option, you can wash and dry in just 30 minutes.

**Speed Perfect**

The Speed Perfect system optionally reduces programme times by up to 50%, but without compromising on quality. So you still get hygienically clean and dry dishes, but in as little as half the time – ideal for busy households and when entertaining.

**Intensive Zone**

Cleans heavily soiled saucepans and fragile items at the same time. The bottom basket receives an extra-intensive wash, perfect for pans, burnt casserole dishes and baked-on stains, whilst the top basket programme carries on as normal so that you can load it as you always would, with no risk to fragile glasses.

**Half load**

If you don't have enough for a full load and can't wait, simply load up to half the dishwasher with crockery, plates, pots and pans anywhere in your dishwasher, select the programme temperature and press the half load button. The programme time is reduced and up to 30% less water is used.



More flexibility. More capacity – up to 14 place settings.

Our innovative basket designs offer more adaptability than ever before. The Logixx model features the unique VarioDrawer, which replaces the standard cutlery baskets and creates space for up to 14 place settings. Foldable racks and the height adjustable Rackmatic™ basket system provide ultimate loading flexibility.





Vario, VarioFlex or VarioFlexPlus baskets with Rackmatic™

With the enlarged loading area, the Bosch basket systems featured in the Exxcel and Logixx models offer more capacity, up to 14 place settings, and greater flexibility. With up to six foldable racks the system can be adapted to any load, and all items are assured a firm, secure place in the protective racks. The new 3-stage Rackmatic™ system makes it a simple matter to adjust the height of the upper basket, even when it is fully loaded – normally a cumbersome task. With three different loading heights a large variety of plates, glasses and other dishes can easily be accommodated.



The VarioDrawer

A unique feature of our top-of-the-range Logixx dishwasher interior is a third loading level – the innovative VarioDrawer. It replaces the cutlery basket, freeing up even more space in the bottom basket. The VarioDrawer is easily removable to allow loading and unloading of cutlery, and there is even room for espresso cups and kitchen utensils. And what's more, even with the drawer in place you can still load long-stem wine glasses in the upper basket.



14 place settings


There is enough space for 14 full place settings in the Logixx dishwasher with VarioDrawer. Or, put into figures: 14 dinner, soup and dessert plates, 14 cups and saucers, 14 glasses and 14 cutlery settings – knife, fork, soup, tea and dessert spoons, plus 1 oval serving plate, 2 serving bowls, 2 serving spoons, 1 serving fork and 1 sauce spoon.

Large item spray head

The large item spray head makes light work of baking trays or oven shelves, without the need for pre-soaking. Simply remove the upper basket, attach the large item spray head, and get powerful cleaning where you need it. The large item spray head comes as standard with all Bosch dishwashers.

Technology that gives you peace of mind.

Advanced technology gives you sparkling, hygienic dishes every time using the absolute minimum of energy and water, preserving precious resources for future generations. Bosch dishwashers are also amongst the quietest in the world, even quieter than a bee and less intrusive, so you can relax whilst your dishwasher does all the hard work.



Top energy performance

At Bosch we are aware of the importance of energy efficient and environmentally friendly appliances. We are so confident of the quality and efficiency of our dishwashers that we offer AAA rated appliances in all our full size and slimline models plus our compact models are all rated A+ for energy, A for wash performance and B for drying – making our models the most efficient in the world.



10-year anti-rust warranty

Our appliances are made from top quality materials and in addition to our standard appliance warranty, we provide a free of charge warranty against rusting-through of the dishwasher's inner cavity.



EcoSilence

Noise pollution affects all of us, even if we are not aware of it. Research shows that a quieter environment is a less stressful environment. Bosch is committed to making your life that little bit easier and we are proud to be able to offer a dishwasher that is one of the quietest world. At only 38dB*, the EcoSilence dishwasher is quieter than a low conversation; even quieter than a bee – and much less intrusive. To put it all into perspective, a decrease of just 3 decibels can halve the perceived noise level. You will barely notice a Bosch EcoSilence working away in the background, allowing you to relax in a quieter kitchen.

*38dB in the Economy 50°C programme.



AquaSensor

Checks the degree of soiling in the prerinse water and decides whether it is clean enough to be used for the main wash cycle. If the water contains only a small amount of soiling, the water is reused. Around 20%, or 4 litres, of water can be saved using the AquaSensor.



Heat exchanger

The unique heat recycling reservoir maximises performance by using heat that is generated in the main wash to pre-heat cold water used for the rinse cycles before it enters the dishwasher. Preheating the water minimises the risk of thermal shock which can occur when cold water strikes warm delicate items which can cause cracking or breakages. As an additional benefit, this system is also an extremely energy efficient method of heating the water.

5 spray levels

The uniquely designed curved spray arms distribute water precisely and effectively, ensuring perfect results every time. The water is sprayed on five different levels for maximum performance, including a downward spray to ensure that the filter area is kept permanently flushed clean.

AquaMix

Bosch AquaMix allows you to wash your delicate glasses with complete confidence. By regulating the level of water hardness in the machine and topping up with water directly from the mains it produces the optimum water hardness level for glass, ensuring a sparkling finish every time.



DosageAssist

The DosageAssist feature on our dishwashers maximises the effectiveness of detergent tablets. The detergent dispenser is conveniently located in the centre of the top of the door, where it is protected from food remnants that drip whilst loading the dirty dishes. At the beginning of the wash cycle, the tab drops into a special tray in the top basket where its dissolving is controlled to ensure outstanding results. This prevents tabs dropping down between plates or cutlery, or not dissolving completely, resulting in a less-than-perfect cleaning performance.

Detergent aware

No matter which detergent you use – 5in1, 4in1, 3in1, 2in1 tablets or separate components – all our dishwashers will adjust the cycle to ensure that you always get the best possible results – every time. (Note that to ensure these results, dishwasher salt should always be used).

Advanced filter system

Our easy to remove and clean filter system now has 50% more surface area. This allows for up to 15% more water to be circulated through the system, so that even more cleaning power can be squeezed from every drop of water.

Logical control

All of our dishwashers feature water supply, salt and rinse-aid indicators, as well as displaying remaining programme time and start time delay.



AquaStop 24-hr flood protection

All Bosch dishwashers have flood protection systems, but for added peace of mind our Logixx model features 'AquaStop', a device that cuts off the water supply in the case of leaks, and a safety water valve to guard against siphoning, even when the machine is switched off.



Safety lock

Most of our dishwashers feature a lock which prevents the door from being opened during operation, while selected models also feature tamperproof controls, to stop little fingers interfering while the machine is running.

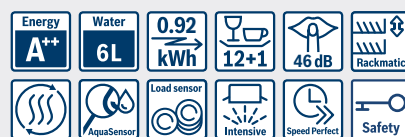


Duopower™

A double spray arm in the top basket ensures optimum water circulation to all the corners of the dishwasher interior. Available on 45cm dishwashers only.



The Winning Line 60cm dishwasher SMS53A12GB white



Performance

- Energy Efficiency Class: A++
- Capacity: 13 place settings
- Energy consumption in Economy 50 programme: 262 kWh per year, based on 280 standard cleaning cycles
- Water consumption in Economy 50 programme: 1680 litres per year, based on 280 standard cleaning cycles
- Programme time in Economy 50 programme: 185 minutes
- A rated performance for washing and A for drying
- Noise level: 46dB (re 1pW)

Programmes/ functions

- 5 programmes: Intensive 70°C, Auto 45-65°C, Economy 50°C, TurboSpeed 20min, Quick Wash 45°C
- 4 special options: Intensive Zone, Speed Perfect, Half Load, Extra Dry

Flexible design elements

- VarioFlex basket system
- 3 stage Rackmatic height-adjustable top basket
- Silver baskets with pull-out handle
- 4 foldable plate racks in top basket
- 2 foldable plate racks in bottom basket
- 2 foldable cup shelves in top basket
- Knife rack in top basket

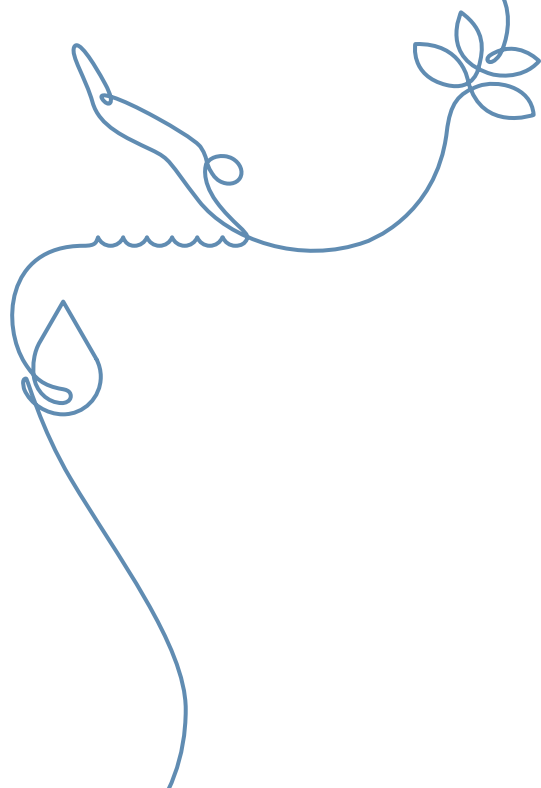
Innovations and technology

- Heat exchanger - hygienic and efficient drying
- DosageAssist detergent dispenser
- Automatic detergent detection
- AquaSensor III, Load Sensor
- Internal anti flood water protection system













Design features

- Large item spray head
- Control buttons on front of fascia
- Red LED indicators
- Self-cleaning filter system with 3 piece corrugated filter
- Child safety - childproof door lock, tamperproof controls
- Dimensions (HxWxD): 84.5 x 60 x 60cm

the winning line





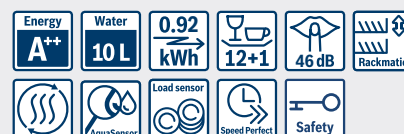
Logixx ActiveWater 60cm dishwasher SMS69L22GB white	
           	
Performance	<ul style="list-style-type: none"> – Energy Efficiency Class: A+ – Capacity: 14 place settings. VarioDrawer on 3rd level – Energy consumption in Economy 50 programme: 299 kWh per year, based on 280 standard cleaning cycles – Water consumption in Economy 50 programme: 2800 litres per year, based on 280 standard cleaning cycles – Programme time in Economy 50 programme: 175 minutes – A rated performance for washing and A for drying – Noise level: 38dB (re 1pW)
Programmes/ functions	<ul style="list-style-type: none"> – 6 programmes: Auto 65-75°C, Auto 45-65°C, Auto 35-45°C, Economy 50°C, Quick Wash 45°C, Pre Rinse – 4 Special options: Intensive Zone, Speed Perfect, hygiene Extra, Extra Dry
Flexible design elements	<ul style="list-style-type: none"> – VarioDrawer on 3rd level – VarioFlexPlus basket system – 3 stage Rackmatic height-adjustable top basket – Silver baskets with pullout handle and stainless steel inlay – 6 foldable plate racks in top basket – 6 foldable plate racks in bottom basket – 2 foldable cup shelves in top basket and 2 foldable cup racks in bottom basket – Glass rack in bottom basket
Innovations and technology	<ul style="list-style-type: none"> – EcoSilence BLDC drive – Heat exchanger - hygienic and efficient drying – DosageAssist detergent dispenser – Automatic detergent detection – AquaSensor III, Load Sensor – AquaStop anti flood device with guarantee
Design features	<ul style="list-style-type: none"> – Stainless steel Piezo touch control – Large item spray head – Black display with red LED indicators – Self-cleaning filter system with 3 piece corrugated filter – Child safety - childproof door lock – Dimensions (HxWxD): 84.5 x 60 x 60cm



Exxcel AquaStar 60cm dishwasher SMS65E22GB white SMS65E28GB silver edition	
<div> <div>Energy</div> <div>A++</div> </div> <div> <div>Water</div> <div>6L</div> </div> <div> <div>0.92</div> <div>kWh</div> </div> <div> <div>12+1</div> </div> <div> <div>44 dB</div> </div> <div> <div>Rackmatic</div> </div> <div> <div>Speed Perfect</div> </div> <div> <div>Safety</div> </div>	
Performance	<ul style="list-style-type: none"> – Energy Efficiency Class: A++ – Capacity: 13 place settings – Energy consumption in Economy 50 programme: 262 kWh per year, based on 280 standard cleaning cycles – Water consumption in Economy 50 programme: 1680 litres per year, based on 280 standard cleaning cycles – Programme time in Economy 50 programme: 185 minutes – A rated performance for washing and A for drying – Noise level: 44dB (re 1pW)
Programmes/ functions	<ul style="list-style-type: none"> – 6 programmes: Intensive 70°C, Auto 45-65°C, Economy 50°C, Delicate 40°C, Quick Wash 45°C, Pre Rinse – 4 special options: Intensive Zone, Speed Perfect, Half Load, Extra Dry
Flexible design elements	<ul style="list-style-type: none"> – VarioFlexPlus basket system – 3 stage Rackmatic height-adjustable top basket – Silver baskets with pullout handle and stainless steel inlay – 6 foldable plate racks in top basket – 4 foldable plate racks in bottom basket – 2 foldable cup shelves in top basket and 2 foldable cup racks in bottom basket – Glass rack in bottom basket – Knife rack in top basket
Innovations and technology	<ul style="list-style-type: none"> – Heat exchanger - hygienic and efficient drying – DosageAssist detergent dispenser – Automatic detergent detection – AquaSensor III, Load Sensor – Internal anti flood water protection system
Design features	<ul style="list-style-type: none"> – Large item spray head – Control buttons on front of fascia – Red LED indicators – Self-cleaning filter system with 3 piece corrugated filter – Child safety - childproof door lock, tamperproof controls – Dimensions (HxWxD): 84.5 x 60 x 60cm



Exxcel ActiveWater 60cm dishwasher SMS53E22GB white



Performance	<ul style="list-style-type: none"> – Energy Efficiency Class: A++ – Capacity: 13 place settings – Energy consumption in Economy 50 programme: 262 kWh per year, based on 280 standard cleaning cycles – Water consumption in Economy 50 programme: 2800 litres per year, based on 280 standard cleaning cycles – Programme time in Economy 50 programme: 175 minutes – A rated performance for washing and A for drying – Noise level: 46dB (re 1pW)
Programmes/ functions	<ul style="list-style-type: none"> – 5 programmes: Intensive 70°C, Auto 45-65°C, Economy 50°C, Quick Wash 45°C, Pre Rinse – 3 special options: Intensive Zone, Speed Perfect, Extra Dry
Flexible design elements	<ul style="list-style-type: none"> – VarioFlex basket system – 3 stage Rackmatic height-adjustable top basket – Silver baskets with pull-out handle – 4 foldable plate racks in top basket – 4 foldable plate racks in bottom basket – 2 foldable cup shelves in top basket – Knife rack in top basket
Innovations and technology	<ul style="list-style-type: none"> – Heat exchanger – hygienic and efficient drying – Dosage Assist detergent dispenser – Automatic detergent detection – AquaSensor III, Load Sensor – Internal anti flood water protection system
Design features	<ul style="list-style-type: none"> – Large item spray head – Control buttons on front of fascia – Red LED indicators – Self-cleaning filter system with 3 piece corrugated filter – Child safety - childproof door lock, tamperproof controls – Dimensions (HxWxD): 84.5 x 60 x 60cm



Classixx 60cm dishwasher SMS40C12GB white SMS40A08GB silver inox	
<div><div><div>Energy</div><div>A⁺</div></div><div><div>Water</div><div>12 L</div></div><div><div>1.02</div><div>kWh</div></div><div><div>12</div><div>place settings</div></div><div><div>48 dB</div><div>noise level</div></div><div><div>Rackmatic</div><div>height-adjustable top basket</div></div><div><div>AquaSensor</div><div>automatic detergent detection</div></div><div><div>Load sensor</div><div>detects load size</div></div><div><div>Speed Perfect</div><div>shorter wash cycles</div></div><div><div>Safety</div><div>childproof door lock</div></div></div>	
Performance	<div><div>– Energy Efficiency Class: A+</div><div>– Capacity: 12 place settings</div><div>– Energy consumption in Economy 50 programme: 290 kWh per year, based on 280 standard cleaning cycles</div><div>– Water consumption in Economy 50 programme: 3360 litres per year, based on 280 standard cleaning cycles</div><div>– Programme time in Economy 50 programme: 175 minutes</div><div>– A rated performance for washing and A for drying</div><div>– Noise level: 48dB (re 1pW)</div></div>
Programmes/ functions	<div><div>– 4 programmes: Intensive 70°C, Economy 50°C, Quick Wash 45°C, Pre Rinse</div><div>– 2 special options: Speed Perfect, Half Load</div></div>
Flexible design elements	<div><div>– Vario basket system</div><div>– 3 stage Rackmatic height-adjustable top basket</div><div>– Silver baskets</div><div>– 2 foldable plate racks in bottom basket</div><div>– 2 foldable cup shelves in top basket</div><div>– Knife rack in top basket</div></div>
Innovations and technology	<div><div>– Residual heat drying system</div><div>– DosageAssist detergent dispenser</div><div>– Automatic detergent detection</div><div>– AquaSensor III, Load Sensor</div><div>– Internal anti flood water protection system</div></div>
Design features	<div><div>– Large item spray head</div><div>– Control buttons on front of fascia</div><div>– Red LED indicators</div><div>– Self cleaning filter system with 3 piece corrugated filter</div><div>– Child safety - childproof door lock, tamperproof controls</div><div>– Dimensions (HxWxD): 84.5 x 60 x 60cm</div></div>



	Classixx 60cm dishwasher SMS50T06GB black	Classixx 60cm dishwasher SMS40C02GB white
Performance	<ul style="list-style-type: none"> – Energy Efficiency Class: A+ – Capacity: 12 place settings – Energy consumption in Economy 50 programme: 290 kWh per year, based on 280 standard cleaning cycles – Water consumption in Economy 50 programme: 3360 litres per year, based on 280 standard cleaning cycles – Programme time in Economy 50 programme: 195 minutes – A rated performance for washing and A for drying – Noise level: 50dB (re 1pW) 	<ul style="list-style-type: none"> – Energy Efficiency Class: A+ – Capacity: 12 place settings – Energy consumption in Economy 50 programme: 290 kWh per year, based on 280 standard cleaning cycles – Water consumption in Economy 50 programme: 3360 litres per year, based on 280 standard cleaning cycles – Programme time in Economy 50 programme: 195 minutes – A rated performance for washing and A for drying – Noise level: 50dB (re 1pW)
Programmes/ functions	<ul style="list-style-type: none"> – 5 programmes: Intensive 70°C, Normal 65°C, Economy 50°C, Quick Wash 45°C, Pre Rinse – 1 special option: Speed Perfect 	<ul style="list-style-type: none"> – 4 programmes: Normal 65 °C, Economy 50 °C, Quick Wash 45 °C, Pre Rinse – 1 special option: Half Load
Flexible design elements	<ul style="list-style-type: none"> – Vario basket system – 3 stage Rackmatic height-adjustable top basket – Silver baskets – 2 foldable plate racks in bottom basket – 2 foldable cup shelves in top basket – Knife rack in top basket 	<ul style="list-style-type: none"> – Vario basket system – Height adjustable top basket when empty – Silver baskets – 2 foldable plate racks in bottom basket – 2 foldable cup shelves in top basket – Knife rack in top basket
Innovations and technology	<ul style="list-style-type: none"> – Residual heat drying system – DosageAssist detergent dispenser – Automatic detergent detection – Load Sensor – Internal anti flood water protection system 	<ul style="list-style-type: none"> – Residual heat drying system – DosageAssist detergent dispenser – Automatic detergent detection – Load Sensor – Internal anti flood water protection system
Design features	<ul style="list-style-type: none"> – Large item spray head – Control buttons on front of fascia – Red LED indicators – Self cleaning filter system with 3 piece corrugated filter – Child safety - childproof door lock – Dimensions (HxWxD): 84.5 x 60 x 60cm 	<ul style="list-style-type: none"> – Large item spray head – Control buttons on front of fascia – Red LED indicators – LED salt refill indicator, LED rinse aid refill indicator – Self cleaning filter system with 3 piece corrugated filter – Child safety - childproof door lock – Dimensions (HxWxD): 84.5 x 60 x 60cm



Logixx 45cm dishwasher SPS59L12GB white	
Performance	<ul style="list-style-type: none"> – Energy Efficiency Class: A+ – Capacity: 10 place settings – Energy consumption in Economy 50 programme: 237 kwh per year, based on 280 standard cleaning cycles – Water consumption in Economy 50 programme: 2520 litres per year, based on 280 standard cleaning cycles – Programme time in Economy 50 programme: 170 minutes – A rated performance for washing and A for drying – Noise level: 44dB (re 1pW)
Programmes/ functions	<ul style="list-style-type: none"> – 5 programmes: Intensive 70°C, Auto 45-65°C, Economy 50°C, Quick Wash 45°C, Pre Rinse – 4 special options: Intensive Zone, Speed Perfect, Hygiene Exxtra, Extra Dry
Flexible design elements	<ul style="list-style-type: none"> – VarioDrawer on 3rd level – VarioFlexPlus basket system – 3 stage Rackmatic height-adjustable top basket – Silver baskets with pullout handle and stainless steel inlay – 3 foldable plate racks in top basket – 2 foldable plate racks in bottom basket – 1 cup shelf in top basket 1 cup shelf in bottom basket – Glass rack in bottom basket
Innovations and technology	<ul style="list-style-type: none"> – DuoPower spray arm in upper basket – Heat exchanger - hygienic and efficient drying – DosageAssist detergent dispenser – AquaSensor III, Load Sensor – AquaStop anti flood device with guarantee
Design features	<ul style="list-style-type: none"> – Self-cleaning filter system with 3 piece corrugated filter – Child safety - childproof door lock, tamperproof controls – Dimensions (HxWxD): 84.5 x 45 x 60cm



	Exxcel 45cm dishwasher SPS53E12GB white SPS53E18GB silver edition	Classixx 45cm dishwasher SPS40C12GB white
Performance	<ul style="list-style-type: none"> – Energy Efficiency Class: A+ – Capacity: 9 place settings – Energy consumption in Economy 50 programme: 220 kWh per year, based on 280 standard cleaning cycles – Water consumption in Economy 50 programme: 2520 litres per year, based on 280 standard cleaning cycles – Programme time in Economy 50 programme: 170 minutes – A rated performance for washing and A for drying – Noise level: 48dB (re 1pW) 	<ul style="list-style-type: none"> – Energy Efficiency Class: A+ – Capacity: 9 place settings – Energy consumption in Economy 50 programme: 220 kWh per year, based on 280 standard cleaning cycles – Water consumption in Economy 50 programme: 3080 litres per year, based on 280 standard cleaning cycles – Programme time in Economy 50 programme: 170 minutes – A rated performance for washing and A for drying – Noise level: 48dB (re 1pW)
Programmes/ functions	<ul style="list-style-type: none"> – 5 programmes: Intensive 70°C, Auto 45-65°C, Economy 50°C, Quick Wash 45°C, Pre Rinse – 2 special options: Intensive Zone, Speed Perfect 	<ul style="list-style-type: none"> – 4 programmes: Intensive 70°C, Economy 50°C, Quick Wash 45°C, Pre Rinse – 1 special option: Speed Perfect
Flexible design elements	<ul style="list-style-type: none"> – VarioFlex basket system – 3 stage Rackmatic height-adjustable top basket – Silver baskets with pull-out handle – 2 foldable plate racks in top basket – 2 foldable plate racks in bottom basket – 2 foldable cup shelves in top basket 	<ul style="list-style-type: none"> – Vario basket system – Height adjustable top basket when empty – Silver baskets – 2 foldable plate racks in bottom basket – Cup shelf in top basket
Innovations and technology	<ul style="list-style-type: none"> – DuoPower spray arm in upper basket – Heat exchanger - hygienic and efficient drying – DosageAssist detergent dispenser – AquaSensor III, Load Sensor – AquaMix - glass protection system – AquaStop anti flood device with guarantee 	<ul style="list-style-type: none"> – EcoSilence BLDC drive – DuoPower spray arm in upper basket – Heat exchanger - hygienic and efficient drying – DosageAssist detergent dispenser – Automatic detergent detection – AquaSensor III, Load Sensor – AquaStop anti flood device with guarantee
Design features	<ul style="list-style-type: none"> – Self-cleaning filter system with 3 piece corrugated filter – Child safety - childproof door lock, tamperproof controls – Dimensions (HxWxD): 84.5 x 45 x 60cm 	<ul style="list-style-type: none"> – Large item spray head – Self-cleaning filter system with 3 piece corrugated filter – Dimensions (HxWxD): 84.5 x 45 x 60cm

The first dishwasher for people who have no room for one.

Our range of ActiveWater compact dishwashers put an end to dishwashing by hand, no matter how small your kitchen is.



Compact and bijou

Designed especially for small kitchens and households, they are ideal when there isn't space for a full-size dishwasher or if you need an additional overflow dishwasher. They are also a great option for offices and holiday homes. Their compact dimensions make them extremely practical. Not much bigger than a microwave, they can sit on a worktop or shelf and their good looks will enhance any kitchen design. Available in five colours – white, red, yellow, silver inox and black – there's something for everyone. Perfect for everyday use, they help to keep the kitchen clean and tidy, with dirty dishes out of sight and out of mind.

**Compact and efficient**

The new Bosch ActiveWater compact dishwashers are the first compact dishwashers on the market to be awarded an A+ rating for energy efficiency. And thanks to our ActiveWater technology they are amongst the most economical in the world, using every drop of water to maximum effect. In fact, they are far more energy efficient than washing-up by hand, using as little as 7.5 litres of water for a full load compared to 24 litres for washing up the same load by hand.*

**Compact yet spacious**

Their cleverly designed interior allows room for 6 place settings (51 items). They feature up to 6 programmes including a 29 minute Quick Wash. And as you would expect from Bosch, the new ActiveWater compact dishwashers are rated A for wash performance.



*Based on Economy 50°C programme



	<i>Exxcel</i> ActiveWater compact dishwasher SKS60E02GB white	<i>Classixx</i> ActiveWater compact dishwasher SKS40E02GB white
Performance	<ul style="list-style-type: none"> – Energy Efficiency Class: A+ – Capacity: 6 place settings – Energy consumption in Economy 50 programme: 174 kWh per year, based on 280 standard cleaning cycles – Water consumption in Economy 50 programme: 2100 litres per year, based on 280 standard cleaning cycles – Programme time in Economy 50 programme: 170 minutes – A rated performance for washing and B for drying – Noise level: 52dB (re 1pW) 	<ul style="list-style-type: none"> – Energy Efficiency Class: A+ – Capacity: 6 place settings – Energy consumption in Economy 50 programme: 174 kWh per year, based on 280 standard cleaning cycles – Water consumption in Economy 50 programme: 2100 litres per year, based on 280 standard cleaning cycles – Programme time in Economy 50 programme: 170 minutes – A rated performance for washing and B for drying – Noise level: 52dB (re 1pW)
Programmes/ functions	<ul style="list-style-type: none"> – 6 programmes: Intensive 70°C, Auto 45-65°C, Economy 50°C, Delicate 40°C, Quick Wash 45°C, Pre Rinse 	<ul style="list-style-type: none"> – 4 programmes: Intensive 70°C, Normal 65°C, Economy 50°C, Quick Wash
Flexible design elements	<ul style="list-style-type: none"> – Vario basket system: Silver basket, foldable plate racks, cutlery basket, cup shelves 	<ul style="list-style-type: none"> – Vario basket system: Silver baskets, cutlery basket, cup shelves
Innovations and technology	<ul style="list-style-type: none"> – Residual heat drying system – ActiveWater hydraulic water system – DosageAssist detergent dispenser – Automatic detergent detection – AquaSensor III, Load Sensor – AquaMix - Glass protection system – Internal anti flood water protection system 	<ul style="list-style-type: none"> – Residual heat drying system – ActiveWater hydraulic water system – DosageAssist detergent dispenser – Automatic detergent detection – Load Sensor – Internal anti flood water protection system
Design features	<ul style="list-style-type: none"> – Control buttons on front of fascia – Red LED indicators – LED salt refill indicator, LED rinse aid refill indicator – Self-cleaning filter system with 3 piece corrugated filter – Dimensions (HxWxD): 45 x 55.1 x 50cm 	<ul style="list-style-type: none"> – Control buttons on front of fascia – Red LED indicators – LED salt refill indicator, LED rinse aid refill indicator – Self-cleaning filter system with 3 piece corrugated filter – Dimensions (HxWxD): 45 x 55.1 x 50cm



<i>Classixx ActiveWater compact dishwasher</i> SKS50E01EU red SKS50E11EU yellow SKS50E16EU black SKS50E18EU silver	
<div><div>Energy A+</div><div>Water 7.5L</div><div>0.62 kWh</div><div> 52 dB</div><div> 6</div><div></div></div>	
Performance	<ul style="list-style-type: none">– Energy Efficiency Class: A+– Capacity: 6 place settings– Energy consumption in Economy 50 programme: 174 kWh per year, based on 280 standard cleaning cycles– Water consumption in Economy 50 programme: 2100 litres per year, based on 280 standard cleaning cycles– Programme time in Economy 50 programme: 170 minutes– A rated performance for washing and B for drying– Noise level: 52dB (re 1pW)
Programmes/ functions	<ul style="list-style-type: none">– 5 programmes: Intensive 70°C, Normal 65°C, Economy 50°C, Delicate 40°C, Quick Wash
Flexible design elements	<ul style="list-style-type: none">– Vario basket system: Silver baskets, cutlery basket, cup shelves
Innovations and technology	<ul style="list-style-type: none">– Residual heat drying system– ActiveWater hydraulic water system– DosageAssist detergent dispenser– Automatic detergent detection– Load Sensor– AquaMix - Glass protection system
Design features	<ul style="list-style-type: none">– Control buttons on front of fascia– Red LED indicators– LED salt refill indicator, LED rinse aid refill indicator– Self-cleaning filter system with 3 piece corrugated filter– Dimensions (HxWxD): 45 x 55.1 x 50cm

Dishwasher specifications

60CM DISHWASHERS									
	Winning Line	Logixx	Exxcel			Classixx	Silver Edition	Black Edition	Classixx
MODEL	SMS53A12GB	SMS69L22GB	SMS65E22GB	SMS65E28GB	SMS53E22GB	SMS40C12GB	SMS40A08GB	SMS50T06GB	SMS40C02GB
Featured on page	P62	P63	P64	P64	P65	P66	P66	P67	P67
Colour	White	White	White	Silver inox	White	White	Silver inox	Black	White
PERFORMANCE									
Reference programme	Economy 50	Economy 50	Economy 50	Economy 50	Economy 50	Economy 50	Economy 50	Economy 50	Economy 50
Energy efficiency class	A++	A+	A++	A++	A++	A+	A+	A+	A+
Total annual energy consumption (kWh) ¹	262	299	262	262	262	290	290	290	290
Total annual water consumption (litres) ¹	1680	2800	1680	1680	2800	3360	3360	3360	3360
Energy consumption (kWh) ²	0.92	1.05	0.92	0.92	0.92	1.02	1.02	1.02	1.02
Water consumption (litres) ²	6	10	6	6	10	12	12	12	12
Number of place settings	13	14	13	13	13	12	12	12	12
Drying efficiency class	A	A	A	A	A	A	A	A	A
Cleaning performance class	A	A	A	A	A	A	A	A	A
Noise level dB (re 1 pW)	46	38	44	44	46	48	48	50	50
Total cycle time of reference programme (min)	185	175	185	185	175	175	175	195	195
PROGRAMMES/ FUNCTIONS									
Number of programmes	5	6	6	6	5	4	4	5	4
Number of options	4	4	4	4	3	2	2	1	1
Number of different wash temperatures	5	5	5	5	4	3	3	4	3
List of programmes	Intensive 70°C, Auto 45-65°C, Economy 50°C, Turbo Speed, Quick Wash 45°C	Auto 65-75°C, Auto 45-65°C, Auto 35-45°C, Economy 50°C, Quick Wash 45°C, Pre Rinse	Intensive 70°C, Auto 45-65°C, Economy 50°C, Delicate 40°C, Quick Wash 45°C, Pre Rinse	Intensive 70°C, Auto 45-65°C, Economy 50°C, Delicate 40°C, Quick Wash 45°C, Pre Rinse	Intensive 70°C, Auto 45-65°C, Economy 50°C, Quick Wash 45°C, Pre Rinse	Intensive 70°C, Economy 50°C, Quick Wash 45°C, Pre Rinse	Intensive 70°C, Economy 50°C, Quick Wash 45°C, Pre Rinse	Intensive 70°C, Normal 65°C, Economy 50°C, Quick Wash 45°C, Pre Rinse	Normal 65°C, Economy 50°C, Quick Wash 45°C, Pre Rinse
Additional special options	Intensive Zone, Speed Perfect, Half Load, Extra Dry	Intensive Zone, Speed Perfect, Hygiene wash, Extra Dry	Intensive Zone, Speed Perfect, Half Load, Extra Dry	Intensive Zone, Speed Perfect, Half Load, Extra Dry	Intensive Zone, Speed Perfect, Extra Dry	Speed Perfect, Half Load	Speed Perfect, Half Load	Speed Perfect	Half Load
FLEXIBLE DESIGN ELEMENTS									
VarioDrawer on 3rd level	-	●	-	-	-	-	-	-	-
Basket description	VarioFlex	VarioFlexPlus	VarioFlexPlus	VarioFlexPlus	VarioFlex	Vario	Vario	Vario	Vario
Adjustable upper basket	3-stage rackMatic™	3-stage rackMatic™	3-stage rackMatic™	3-stage rackMatic™	3-stage rackMatic™	3-stage rackMatic™	3-stage rackMatic™	3-stage rackMatic™	When empty
Cup shelves	2	2	2	2	2	2	2	2	2
Foldable racks in upper/ lower baskets	4/2	6/6	6/4	6/4	4/4	0/2	0/2	0/2	0/2
Largest loadable dish upper basket (cm)	22/27	16/21	22/27	22/27	22/27	22/27	22/27	22/27	22
Largest loadable dish lower basket (cm)	25/30	25/30	25/30	25/30	25/30	25/30	25/30	25/30	30
INNOVATIONS AND TECHNOLOGY									
Drying system	Heat exchanger	Heat exchanger	Heat exchanger	Heat exchanger	Heat exchanger	Residual heat	Residual heat	Residual heat	Residual heat
AquaMix glasscare technology	●	●	●	●	●	●	●	●	●
Load Sensor	●	●	●	●	●	●	●	●	●
AquaSensor	●	●	●	●	●	-	-	-	-
Detergent aware	●	●	●	●	●	●	●	●	●
DosageAssist	●	●	●	●	●	●	●	●	●
DuoPower spray arm	-	-	-	-	-	-	-	-	-
DESIGN FEATURES									
Start delay time max (h)	24	24	24	24	24	24	24	24	24
Flood protection system	Internal	AquaStop 24hr	Internal	Internal	Internal	Internal	Internal	Internal	Internal
Time remaining indicator	●	●	●	●	●	●	●	●	●
End of cycle indicator	-	Acoustic	-	-	-	-	-	-	-
Salt light indicator	●	●	●	●	●	●	●	●	●
Rinse aid light indicator	●	●	●	●	●	●	●	●	●
Safety features	Control panel lock, Door lock	Door lock	Control panel lock, Door lock	Control panel lock, Door lock	Control panel lock, Door lock	Control panel lock, Door lock	Control panel lock, Door lock	Door lock	Door lock
Advanced filter system	●	●	●	●	●	●	●	●	●
TECHNICAL SPECIFICATIONS									
Maximum adjustability feet (cm)	2	2	2	2	2	2	2	2	2
Depth with open door open 90° (cm)	115.5	115.5	115.5	115.5	115.5	115.5	115.5	115.5	115.5
Length electrical supply cord (cm)	170	170	170	170	170	170	170	170	170
Length inlet hose (cm)	140	140	140	140	140	140	140	140	140
Length outlet hose (cm)	170	170	170	170	170	170	170	170	170
Removable worktop	Yes	Yes	Yes	Yes	Yes	Yes	Yes	Yes	Yes
Height of product with worktop (cm)	84.5	84.5	84.5	84.5	84.5	84.5	84.5	84.5	84.5
Height of product without worktop (cm)	81.5	81.5	81.5	81.5	81.5	81.5	81.5	81.5	81.5
Width of the product (cm)	60	60	60	60	60	60	60	60	60
Depth of the product (cm)	60	60	60	60	60	60	60	60	60
Net weight (kg)	49	61	49	49	50	46	44	45	45
Gross weight (kg)	51	63	51	51	52	47	45	47	47
Water softener ³	●	●	●	●	●	●	●	●	●
Maximum accepted water hardness (°E)	62.5	62.5	62.5	62.5	62.5	62.5	62.5	62.5	62.5
Maximum temperature for water intake (°C)	60	60	60	60	60	60	60	60	60
Included accessories	Large item spray head	Large item spray head	Large item spray head	Large item spray head	Large item spray head	Large item spray head	Large item spray head	Large item spray head	Large item spray head
Optional accessories (see below)	SGZ1010, SMZ5001, SMZ5002, SMZ5100	SGZ1010, SMZ5001, SMZ5002, SMZ5100	SGZ1010, SMZ5001, SMZ5002, SMZ5100	SGZ1010, SMZ5001, SMZ5002, SMZ5100	SGZ1010, SMZ5001, SMZ5002, SMZ5100	SMZ5002, SMZ5100	SMZ5002, SMZ5100	SMZ5002, SMZ5100	SMZ5002, SMZ5100
EAN code	4242002708614	4242002650920	4242002708492	4242002708508	4242002649573	4242002707945	4242002642055	4242002707938	4242002642062

Key to accessories: SGZ1010: Aquastop extension, SGZ3003: Silver polishing cassette, SMZ5001: Bottle and small parts holders, SMZ5002: Silver polishing cassette, SMZ5100: Adjustable cutlery basket

¹ Based on 280 standard cleaning cycles using cold water fill, including consumption of the standby mode.

² The consumption per cleaning cycle of the "Eco 50" programme using cold water fill.

³ We would recommend our dishwashers are connected to the mains water supply where possible. However, they may also be connected to an external water softener as long as the water softener produces softened water of less than 1.1 mmol/litre (7.0°e) and the water softener in the appliance is turned off. Please contact product advice for further information.

Water pressure required: 0.5-10 Bar. Flow rate: 10 litres per minute. Inlet valve connected directly to ¾" screwed joint.

All models comply with COMMISSION REGULATION (EC) No 1275/2008 with regard to ecodesign requirements for standby and off mode electric power consumption.

Data valid in this table as of May 2012. Subject to modification without prior notice.

Dishwasher specifications

45CM DISHWASHERS				COMPACT DISHWASHERS					
Logixx	Exxcel		Classixx	Exxcel	Classixx				
SPS59L12GB	SPS53E12GB	SPS53E18GB	SPS40C12GB	SKS60E02GB	SKS40E02GB	SKS50E01EU	SKS50E11EU	SKS50E16EU	SKS50E18EU
P68	P69	P69	P68	P72	P72	P73	P73	P73	P73
White	White	Silver Innox	White	White	White	Red	Yellow	Black	Silver innox
Economy 50	Economy 50	Economy 50	Economy 50	Economy 50	Economy 50	Economy 50	Economy 50	Economy 50	Economy 50
A+	A+	A+	A+	A+	A+	A+	A+	A+	A+
237	220	220	220	174	174	174	174	174	174
2520	2520	2520	3080	2100	2100	2100	2100	2100	2100
0.84	0.78	0.78	0.78	0.62	0.62	0.62	0.62	0.62	0.62
9	9	9	11	7.5	7.5	7.5	7.5	7.5	7.5
10	9	9	9	6	6	6	6	6	6
A	A	A	A	B	B	B	B	B	B
A	A	A	A	A	A	A	A	A	A
44	48	48	48	52	52	52	52	52	52
170	170	170	170	170	170	170	170	170	170
5	5	5	4	6	4	5	5	5	5
4	2	2	1	2	0	1	1	1	1
4	4	4	3	5	4	5	5	5	5
Intensive 70°C, Auto 45-65°C, Economy 50°C, Quick Wash 45°C, Pre Rinse	Intensive 70°C, Auto 45-65°C, Economy 50°C, Quick Wash 45°C, Pre Rinse	Intensive 70°C, Auto 45-65°C, Economy 50°C, Quick Wash 45°C, Pre Rinse	Intensive 70°C, Economy 50°C, Quick Wash 45°C, Pre Rinse	Intensive 70°C, Auto 45-65°C, Economy 50°C, Delicate 40°C, Quick Wash 45°C, Pre Rinse	Intensive 70°C, Normal 65°C, Economy 50°C, Quick Wash 45°C	Intensive 70°C, Normal 65°C, Economy 50°C, Delicate 40°C, Quick Wash 45°C	Intensive 70°C, Normal 65°C, Economy 50°C, Delicate 40°C, Quick Wash 45°C	Intensive 70°C, Normal 65°C, Economy 50°C, Delicate 40°C, Quick Wash 45°C	Intensive 70°C, Normal 65°C, Economy 50°C, Delicate 40°C, Quick Wash 45°C
Intensive Zone, Speed Perfect, Hygiene wash, Extra Dry	Intensive Zone, Speed Perfect	Intensive Zone, Speed Perfect	Speed Perfect	Speed Perfect, Hygiene wash	-	Extra Dry	Extra Dry	Extra Dry	Extra Dry
●	-	-	-	-	-	-	-	-	-
VarioFlexPlus	VarioFlex	VarioFlex	Vario	-	-	-	-	-	-
3-stage rackMatic™	3-stage rackMatic™	3-stage rackMatic™	When empty	-	-	-	-	-	-
1	2	2	1	3	2	2	2	2	2
3/2	2/2	2/2	0/2	4	-	-	-	-	-
14/19	22/27	22/27	22/27	-	-	-	-	-	-
25/30	25/30	25/30	30	28	28	28	28	28	28
Heat exchanger	Heat exchanger	Heat exchanger	Heat exchanger	Residual heat	Residual heat	Residual heat	Residual heat	Residual heat	Residual heat
●	●	●	●	●	●	●	●	●	●
●	●	●	●	●	●	●	●	●	●
●	●	●	-	●	-	-	-	-	-
●	●	●	●	●	●	●	●	●	●
●	●	●	●	●	●	●	●	●	●
●	●	●	●	-	-	-	-	-	-
24	24	24	9	24	-	-	-	-	-
AquaStop 24hr	AquaStop 24hr	AquaStop 24hr	AquaStop 24hr	Internal	Internal	Internal	Internal	Internal	Internal
●	●	●	-	●	-	-	-	-	-
-	-	-	-	-	-	-	-	-	-
●	●	●	●	●	●	●	●	●	●
●	●	●	●	●	●	●	●	●	●
Control panel lock, Door lock	Control panel lock, Door lock	Control panel lock, Door lock	-	-	-	-	-	-	-
●	●	●	●	●	●	●	●	●	●
2	2	2	2	-	-	-	-	-	-
115.5	115.5	115.5	115.5	84.5	84.5	84.5	84.5	84.5	84.5
170	170	170	170	170	170	170	170	170	170
140	140	140	140	150	150	150	150	150	150
170	170	170	170	226	226	226	226	226	226
Yes	Yes	Yes	Yes	No	No	No	No	No	No
84.5	84.5	84.5	84.5	45	45	45	45	45	45
81.5	81.5	81.5	81.5	45	45	45	45	45	45
45	45	45	45	55.1	55.1	55.1	55.1	55.1	55.1
60	60	60	60	50	50	50	50	50	50
42	40	41	40	20	20	20	20	20	20
44	42	43	42	23	23	23	23	23	23
●	●	●	●	●	●	●	●	●	●
62.5	62.5	62.5	62.5	43.75	43.75	43.75	43.75	43.75	43.75
60	60	60	60	60	25	25	25	25	25
Large item spray head	Large item spray head	Large item spray head	Large item spray head	-	-	-	-	-	-
SGZ1010, SMZ5001, SMZ5002	SGZ1010, SMZ5001, SMZ5002	SGZ1010, SMZ5001, SMZ5002	SGZ1010, SMZ5001, SMZ5002	SGZ1010, SGZ3003, SMZ5545	SGZ1010, SGZ3003, SMZ5545	SGZ1010, SGZ3003, SMZ5545	SGZ1010, SGZ3003, SMZ5545	SGZ1010, SGZ3003, SMZ5545	SGZ1010, SGZ3003, SMZ5545
4242002671208	4242002670928	4242002670911	4242002670935	4242002525488	4242002525440	4242002533513	4242002534329	4242002533391	4242002523774

Key to accessories: **SGZ1010:** Aquastop extension, **SGZ3003:** Silver polishing cassette, **SMZ5001:** Bottle and small parts holders, **SMZ5002:** Silver polishing cassette, **SMZ5100:** Adjustable cutlery basket

¹ Based on 280 standard cleaning cycles using cold water fill, including consumption of the standby mode.
² The consumption per cleaning cycle of the "Eco 50" programme using cold water fill.

³ We would recommend our dishwashers are connected to the mains water supply where possible. However, they may also be connected to an external water softener as long as the water softener produces softened water of less than 1.1 mmol/litre (7.0°e) and the water softener in the appliance is turned off. Please contact product advice for further information.

Water pressure required: 0.5-10 Bar. Flow rate: 10 litres per minute. Inlet valve connected directly to ¾" screwed joint.

All models comply with COMMISSION REGULATION (EC) No 1275/2008 with regard to ecodesign requirements for standby and off mode electric power consumption.

Data valid in this table as of May 2012. Subject to modification without prior notice.



Refrigeration.

Logixx

Our premium range, with exceptional cutting-edge features and extras. A beautiful combination of high convenience technology and intelligent design, from the revolutionary storage solutions of the Easy Access under counter fridge, to the advanced food preservation technologies of our Logixx fridge freezers such as HydroFresh, ChillerBox and separate cooling circuits for precise temperature control.



Exxcel

Mid-range models with a broad range of extra features and benefits. With auto defrost in all our fridges and NoFrost systems, you never have to worry about defrosting the fridge or freezer again. State-of-the-art features such as SuperFreeze function and MultiAirflow Cooling, and clever food storage ideas like the Big Box and bottle rack. Range also includes an exceptionally low energy A+++ upright fridge and A++ upright freezer.



Classixx

Simple, practical models offering Bosch build quality and value for money. All Classixx fridge freezers are now rated a minimum A+ for energy and feature a CrisperBox for longer-lasting fruit and vegetables. The convenient LowFrost feature reduces defrosting time by half and also achieves a super-efficient A+++ rating.



Unbelievable but true.

The most economical Bosch A+++ efficiency class refrigerators use half as much energy as an energy-saving light bulb.





Save energy with a Bosch fridge or freezer

Unlike your washing machine or dishwasher, your fridge or freezer is on 24 hours a day, so it is especially important that the appliance does not waste energy. Our cooling products are among the most energy-efficient performers in the industry, minimising environmental damage and saving you money. With the exception of wine coolers, every model in our range has at least an A+ rating, using 20% less energy than equivalent A-rated models. Almost half of our models achieve an A++ which uses 40% less energy than equivalent A-rated models. And 2 super-efficient model boast A+++ which use a staggering 60% less energy than the equivalent A-rated model.



Look out for this Bosch energy efficiency symbol as it is there to help you identify our most energy efficient models. You will see it next to all our cooling products that are rated A++.

Perfectly colour co-ordinated

Matching our green principles, all models that boast outstanding A++ and A+++ energy efficiency now come with a green plug, cable and green ice packs.

Longer lasting food is good for the environment

Research shows that UK households are throwing away £12 billion worth of food every year. That means the average household with children throws away about £50 worth of food and drink a month*. Thanks to the advanced technology in every Bosch refrigeration appliance, food stays fresher for longer. For example, the HydroFresh vegetable drawer which is available on all Logixx fridge freezers and tall fridges maintains the correct humidity of the contents. This means fruit and vegetables can be kept for up to twice as long, giving you longer to use them. Ensuring you get more out of the food you buy and waste less.

*Lovefoodhatewaste.com 2012



Freshness systems for perfect, crisp, fresh food.

We all know how important it is to eat healthily, so our freshness systems help ensure you benefit from all the vitamins and minerals in the food you buy. Bosch state-of-the-art cooling technology brings you a range of freshness systems for every lifestyle.



Double the freshness

The HydroFresh vegetable drawer is available on all Logixx fridge freezers and tall fridges. It features a humidity control which allows adjustment of the humidity levels to maximise the shelf life of fruit and vegetables. Maintaining the correct humidity level prevents produce from drying out, so that it lasts longer. In fact, fruit and vegetables can be kept up to twice as long. For maximum convenience the telescopic rails allow you to pull the drawer out for complete access.



Lettuce		
Day 14		
	With HydroFresh	Without HydroFresh
Peaches		
Day 20		
	With HydroFresh	Without HydroFresh
Strawberries		
Day 5		
	With HydroFresh	Without HydroFresh

Vegetables	Storage time in Hydrofresh'	Max. conventional storage time	Fruit	Storage time in HydroFresh'	Max. conventional storage time
Artichoke	up to 25 days	10	Apricots	up to 14 days	7
Asparagus	up to 15 days	3-5	Apples	up to 120 days	up to 50
Broccoli	up to 10 days	5	Blackberries	up to 3 days	1-3
Brussels sprouts	up to 20 days	10	Cherries	up to 14 days	7
Cabbage	up to 60 days	20	Grapes	up to 25 days	14
Carrots	up to 80 days	20-40	Peaches	up to 15 days	7
Cauliflower	up to 15 days	12	Pears	up to 50 days	up to 30
Lettuce	up to 20 days	3-7	Plums	up to 14 days	10
Rhubarb	up to 14 days	5-7 days	Raspberries	up to 3 days	2
Spinach	up to 10 days	2-5	Strawberries	up to 5 days	1-3

*These figures illustrate an average rate of decay of produce stored properly with HydroFresh and at conventional refrigeration. All times are guidelines and depend on the quality of produce and assumes appropriate storage and an uninterrupted refrigeration cycle from harvest until storage in a HydroFresh appliance. Individual cases may vary.



ChillerBox

The recommended storage area for meat, fish and ready-meals, this high performance chiller compartment provides a lower temperature than the rest of the fridge, which helps to keep your food fresh, flavoursome and nutritious for longer.



CrisperBox vegetable drawer

Our fantastic new CrisperBox vegetable drawer in the Classixx, Exxxel and Logixx fridge freezers offers a bumper 37% more storage space for your fruit and vegetables. The manual humidity adjustment lever also stores them in the ideal environment so that your food stays fresher for longer. And for easy access, we have installed a slide out system so that you can easily access what's there, even at the back of the drawer.

At-a-glance freshness systems

Feature	<i>Classixx</i> <i>Exxxel</i>	<i>Exxxel</i>	<i>Logixx</i>
	CrisperBox	ChillerBox/ CoolBox	HydroFresh
Compartment temperature	Equal to fridge temperature	2-3°C colder than fridge temperature	Equal to fridge temperature
Control and adjustment	Control of temperature and humidity levels	No direct control of temperature	Control of humidity
Humidity control	Manual humidity control in fruit and vegetable drawer	No humidity control	Humidity control by slider (compartment can be sealed)
Benefit	Keeps fresh longer	Meat and fish stays fresh twice as long	Fruit and vegetables stay fresh twice as long



Our refrigeration products are full of good ideas.

Bosch refrigeration products are packed with innovative features and storage solutions. Every detail has been thought through to create the ideal space and environment for all types of food to make it last longer, taste fresher, make it more accessible and save energy and time for you.





Separate cooling systems

Separate evaporators for the fridge and freezer sections not only prevents the transfer of flavours, but also allows the fridge and freezer temperatures to be controlled separately.

Active Cooling

The temperature within a conventional fridge can be uneven, since warmer air rises. Bosch Active Cooling solves this problem by blowing cold air into all areas of the fridge by fan or rear wall venting. Sensor electronics maintain a constant temperature throughout the compartment to $\pm 1^\circ\text{C}$. Your food is protected against bacterial growth, and is kept fresher for longer.



Electronic temperature control

Beautifully designed user-friendly integrated control panel for precise temperature setting, with independent control for the fridge and freezer, at the touch of a button.



MultiAirflow Cooling

Greatly improves circulation of air around the fridge, regulating temperature and humidity levels, and eradicating condensation build-up, so that your food stays fresher for longer.



SuperCool

Putting new food into your fridge causes the internal temperature to increase, so your fridge has to work harder to cool down, and the food already stored in there can get warmer. SuperCool will prepare your fridge by rapidly reducing the temperature, keeping the contents cool, and quickly cooling the new groceries down to 2°C .



SuperFreezing

Adding new food to the freezer raises the temperature, and the freezer has to work harder to avoid the food already in there from warming up, and possibly even part-defrosting. With SuperFreezing, just press the button before you go shopping and the function rapidly lowers the temperature in the freezer, ensuring that the fresh food is frozen quickly, while surrounding frozen food stays frozen. So even when the door is open for longer periods the contents are protected.



NoFrost

Available on selected models, including three of our super-efficient A++ models. This innovative system eliminates the formation of ice on food and the freezer interior, meaning you never have to worry about defrosting again. Intelligent electronics ensure that the defrost operation is only initiated when the appliance actually needs it.

Auto defrost

Automatically defrosts the fridge at regular intervals without the need to switch off the appliance or remove the food stored.

**** freezer compartments

Bosch freezer compartments allow food to be stored below -18°C so that it can be stored for longer. As it is a 4 star compartment you can freeze fresh food.



LowFrost

This convenient feature means that there is 50% less ice creation on the freezer housing walls, reducing the time it takes to defrost by 50%. A drainage nozzle for thaw water makes it even easier for you, making defrosting quicker, easier and cleaner by half.

Holiday mode

If you are going away, you can switch your appliance over to the energy-saving holiday mode. Using this function, the temperature in the fridge compartment (not the freezer compartment) is automatically set at $+14^\circ\text{C}$.



LED Light

Brilliant, even light to help you see inside the whole fridge interior more clearly, ensuring that you use your fridge space as efficiently as possible. Elegantly integrated into the top, or side of the fridge compartment, the light is unlikely to be blocked by food, giving you constant illumination every time you open the fridge door.

Humidity control

The humidity control vent gives you the option to lower or raise the humidity in the vegetable/salad container, depending on the food you're storing. High humidity keeps leafy vegetables fresh for longer. All other vegetables and fruit should be stored at a slightly lower humidity. For high humidity, close the vent and for low humidity you should keep the vent open.

Full drawer access

Available on fridge freezers, upright fridges and freezers, you can enjoy full access to the drawers by just opening the door to 90 degrees. So compared to other fridge freezers whereby the doors need to be opened fully, no clearance is required for installation so making it more flexible to suit your requirements.

Wrap-around evaporator

New wrap-around evaporator technology means there is now space for deeper storage, giving you items like removable glass drawers and a BigBox drawer.



Use anywhere in your home

All our refrigeration appliances can be used anywhere in your home, even in rooms with low ambient temperatures such as a garage or a conservatory.*

No side clearance needed

All our fridge freezers, upright fridges and freezers do not require any space on either side for ventilation. This means that you can slide your appliance neatly into the space without taking up any extra space.

*Applies to all appliances with climate class SN, SN-ST and SN-T, as long as the ambient temperature is above $+5^\circ\text{C}$

A place for everything and everything in it's place.

Those who appreciate quality and freshness in food know that good storage makes all the difference. It is important therefore, to know how best to stock your fridge. Thanks to the clever designers at Bosch there is a dedicated storage space for every type of food and drink. And, in combination with the very latest in refrigeration technology, Bosch fridges and freezers offer you the best possible conditions for long term storage and freshness.





Storage solutions

Top shelves

The best place to store hard cheeses, ready meals, cured meat or fish products and drinks.

Upper door racks

The highest temperature level in the fridge, just right for butter, margarine, jams, salad dressings and hard cheese.

Middle shelves

Perfect for dairy products such as cream, yoghurts and soft cheese, as well as leftovers and opened canned goods.

Middle door rack

Great for condiments and pickles. Eggs are kept safely in place by the built-in egg racks.

Lower shelves

This is the coldest section of the fridge and is ideal for highly perishable foods such as; raw meat, meat products, poultry, fish, seafood and raw egg products.

Lower door rack

Provides a strong and secure home for bottles and tall items that need to be stored upright.

Vegetable/salad container

For long lasting freshness, you need not only the right temperature, but also optimum humidity levels. Our vegetable/salad containers provide excellent storage and humidity conditions for a whole range of fruit and vegetables. A humidity control allows fine adjustment of the humidity conditions, whilst rippled base technology improves air circulation.

NB. The above storage solutions only relate to our LowFrost models, models further up the range offer additional freshness systems that preserve food even longer.

Spacious, super-efficient and packed with storage solutions.

Our upright fridges and freezers can be used individually, or combined to create bags of space for your food, whilst giving you an impressive range of storage solutions for all types of food and drink. Our range is also very energy-efficient, with one model achieving a super-efficient A+++ rating.



In-door electronics

For maximum control, in-door electronics allow you to control the fridge and freezer temperature separately on all Logixx models, and at the touch of a button, as well as allowing you to access the SuperFreezing, SuperCool and alarm functions. The easy-to-read LED display keeps you informed of the temperature.

Antimicrobial Air Filter

The new double function Antimicrobial Air Filter combines odour reduction through a carbon filter, and food hygiene via a naturally occurring antimicrobial system. The dual filters work together to reduce odour transfer between foods, and create a more hygienic food storage environment.



LED Light

Integrated into the top of the refrigerator, the energy efficient, long lasting LED Light provides non-glare illumination for the whole fridge, from top to bottom.



FlexShelf

FlexShelf offers you an additional glass shelf which can be stored neatly away when not required. It's easy to pull out, but equally easy to tuck away when you don't need it and require extra space. Ideal for items such as bottles, cakes and leftovers.



Extendable GlassShelf

Our shelves glide in and out effortlessly, enabling you to reach your food from the back as well as the front of the fridge. Available on all fridge freezers.



EasyLift

The new EasyLift door shelf is placed conveniently in the middle of the fridge door and can be easily and smoothly raised up by 210mm to allow taller bottles to be loaded in the door.

Fresh ice when you want it, space when you don't

With our new Ice Twister you can be flexible and choose: fresh ice or more space. Our Ice Twister produces 20 ice cubes in one filling and is easy and safe to fill up without any spillages. When you don't need it, it's just as easy to take out, giving you extra storage space.



BigBox

This extra large freezer drawer (26cm instead of 18cm high) means you can store bulky frozen goods or stack freezer containers.



BottleRack

The basic shelf-top BottleRack is featured on selected models throughout the range, and allows you to stack up to six wine bottles in a pyramid configuration. Selected models feature the space-saving clip-on chrome bottle rack, which hangs underneath a shelf, or the premium full-width chrome bottle rack.

Dairy compartment

Our new dedicated dairy compartment offers optimum storage conditions for butter and cheese, keeping your food in tip-top condition.





Logixx fridge KSV36AW40G white	
	<div><div>Energy A+++</div><div>SafetyGlass</div><div>LED Light</div><div>SuperCool</div><div>Electronic Control</div><div>FlexShelf</div></div>
Performance and Consumption	<div><div>- Energy efficiency class: A+++</div><div>- Annual energy consumption 75 kWh (per year)*</div><div>- Total net capacity: 346 litres</div><div>- Noise level: 38dB (re1 pW)</div></div>
Design features	<div><div>- White door and white side panels</div><div>- Vertical door handle</div><div>- Left hinged, door reversible</div><div>- Bright interior LED fridge light</div><div>- LED Electronic Control</div><div>- Removable magnetic door seals - easy to clean</div><div>- 1 compressor</div></div>
Food freshness system	<div><div>- Active Cooling - quick and even temperature distribution on all shelf levels (interior fridge fan)</div><div>- HydroFresh - humidity controlled vegetable/salad container with rippled base</div></div>
Key features - Fridge section	<div><div>- FlexShelf - easy to pull out if required, space saving if not in use</div><div>- Interior design with metal applications</div><div>- 7 safety glass shelves, of which 5 are height adjustable</div><div>- 2 large door shelves, 2 small door shelves</div><div>- 1 dairy compartment in door</div><div>- Automatic defrost fridge</div></div>
Functions	<div><div>- SuperCool function with automatic deactivation</div><div>- Optical and acoustic door open warning signal</div></div>
Dimension and installation	<div><div>- Height adjustable front</div><div>- Climate class SN-T (suitable for ambient temperatures between 10 to 43°C)</div><div>- Dimensions: 186 cm H x 60 cm W x 65 cm D</div><div>- Can be combined side-by-side with GSN36AW30G</div></div>
Included accessories	<div><div>- 1 x egg tray</div></div>

* Actual energy consumption will depend on how the appliance is used and where it is located.

The affordable alternative to an American-style fridge freezer
Upright fridges and freezers can be combined using a matching connecting strip, giving you massive storage capacity – a great alternative to an American-style fridge freezer.



Logixx upright fridge KSV36AW30G white



Performance and consumption	<ul style="list-style-type: none"> – Energy efficiency class: A++ – Annual energy consumption 112 kWh (per year)* – Total net capacity: 346 litres – Noise level: 39dB (re 1pW)
Design features	<ul style="list-style-type: none"> – White door and white side panels – Vertical door handle – Left hinged, door reversible – Bright interior LED fridge light – LED Electronic Control – Removable magnetic door seals - easy to clean – 1 compressor
Food freshness system	<ul style="list-style-type: none"> – Active Cooling - quick and even temperature distribution on all shelf levels (interior fridge fan)
Key features - fridge section	<ul style="list-style-type: none"> – Bright interior LED fridge light – Pull out vegetable container with rippled base for improved air circulation – FlexShelf - easy to pull out if required, space saving if not in use – Interior design with metal applications – 7 safety glass shelves, of which 5 are height adjustable – 2 large door shelves, 2 small door shelves – 1 dairy compartment in door – Automatic defrost fridge
Functions	<ul style="list-style-type: none"> – SuperCool function with automatic deactivation – optical and acoustic door open warning signal
Dimension and installation	<ul style="list-style-type: none"> – Height adjustable front feet – Climate class SN-T (suitable for ambient temperatures between 10 to 43°C) – Dimensions: 186 cm H x 60 cm W x 65 cm D – Can be combined side-by-side with GSN36AW30G
Included accessories	<ul style="list-style-type: none"> – 1 x egg tray
Optional accessories	KSZ36AW00 Connection set

*Actual energy consumption will depend on how the appliance is used and where it is located.

The affordable alternative to an American-style fridge freezer

Upright fridges and freezers can be combined using a matching connecting strip, giving you massive storage capacity – a great alternative to an American-style fridge freezer.



Green
Technology
inside



Logixx upright freezer GSN36AW30G white	
Performance and consumption	<ul style="list-style-type: none"> – Energy efficiency class: A++ – Annual energy consumption 234 kWh (per year)* – Net freezer capacity: 237 litres – Noise level: 42dB (re 1pW)
Design features	<ul style="list-style-type: none"> – White door and white side panels – Vertical door handle – Right hinged door, door reversible – Bright interior LED freezer light – LED Electronic Control – Removable magnetic door seals - easy to clean – 1 compressor/1 cooling circuit
Food freshness system	<ul style="list-style-type: none"> – SuperFreeze function with automatic deactivation – Active Cooling - quick and even temperature distribution on all shelf levels (interior fridge fan)
Key features - freezer section	<ul style="list-style-type: none"> – Easy door opening with Air Channel System – Easy Twist ice box - easy refilling and always fresh ice – 2 BigBox - extra space for extra large frozen food – NoFrost, never have to defrost ever again – Number of freezer flaps: 2 – 5 transparent freezer drawers, 2 BigBox – Calendar frozen food – 4 star freezer rating – Freezing capacity in 24 hours: 20 kg – Maximum freezer storage time in power failure: 25 hours
Functions	<ul style="list-style-type: none"> – Freezer malfunction warning signal: optical and acoustic warning system
Dimension and installation	<ul style="list-style-type: none"> – Height adjustable feet in the front – Climate class SN-T (suitable for ambient temperatures between 10 and 43°C) – Dimensions: 186 cm H x 60 cm W x 65 cm D – Can be combined side-by-side with KSV36AW40G or KSV36AW30G
Included accessories	3 x ice packs
Optional accessories	KSZ36AW00 Connection set

*Actual energy consumption will depend on how the appliance is used and where it is located.

The affordable alternative to an American-style fridge freezer

Upright fridges and freezers can be combined using a matching connecting strip, giving you massive storage capacity – a great alternative to an American-style fridge freezer.



	Exxcel upright fridge KSV36VW30G white	Exxcel upright freezer GSN36VW30G white
Performance and consumption	<ul style="list-style-type: none"> – Energy efficiency class: A++ – Annual energy consumption 112 kWh (per year)* – Total net capacity: 346 litres – Noise level: 39dB (re 1pW) 	<ul style="list-style-type: none"> – Energy efficiency class: A++ – Annual energy consumption 234 kWh (per year)* – Net freezer capacity: 237 litres – Noise level: 42dB (re 1pW)
Design features	<ul style="list-style-type: none"> – White door and white side panels – Vertical door handle – Left hinged, door reversible – Bright interior LED fridge light – LED Electronic Control – Removable magnetic door seals - easy to clean – 1 compressor 	<ul style="list-style-type: none"> – White door and white side panels – Vertical door handle – Right hinged, door reversible – LED Electronic Control – Removable magnetic door seals - easy to clean – 1 compressor/1 cooling circuit
Food freshness systems	<ul style="list-style-type: none"> – Active Cooling - quick and even temperature distribution on all shelf levels (interior fridge fan) 	<ul style="list-style-type: none"> – SuperFreeze function with automatic deactivation – Active Cooling - quick and even temperature distribution on all shelf levels (interior fridge fan)
Key features - fridge/freezer section	<ul style="list-style-type: none"> – Bright interior LED fridge light – 1 CrisperBox - vegetable/salad container with humidity control – Metal bottle rack – Interior design with metal applications – 7 safety glass shelves, of which 5 are height adjustable – 2 large door shelves, 2 small door shelves – 1 dairy compartment in door – Automatic defrost fridge 	<ul style="list-style-type: none"> – Easy door opening with Air Channel System – 2 BigBox - extra space for extra large frozen food – NoFrost, never have to defrost ever again – Number of freezer flaps: 2 – 5 transparent freezer drawers, 2 BigBox – Calendar frozen food – 4 star freezer rating – Freezing capacity in 24 hours: 20 kg – Maximum freezer storage time in power failure: 19 hours
Functions	<ul style="list-style-type: none"> – SuperCool function with automatic deactivation 	<ul style="list-style-type: none"> – Freezer malfunction warning signal: optical and acoustic warning system
Dimension and installation	<ul style="list-style-type: none"> – Height adjustable front feet – Climate class SN-T (suitable for ambient temperatures between 10 to 43°C) – Dimensions: 186 cm H x 60 cm W x 65 cm D – Can be combined side-by-side with GSN36VW30G 	<ul style="list-style-type: none"> – Height adjustable front feet – Climate class SN-T (suitable for ambient temperatures between 10 and 43°C) – Dimensions: 186 cm H x 60 cm W x 65 cm D – Can be combined side-by-side with KSV36VW30G
Included accessories	1 x egg tray	2 x ice packs 1 x ice cube tray
Optional accessories	KSZ36AW00 Connection set	KSZ36AW00 Connection set

* Actual energy consumption will depend on how the appliance is used and where it is located.



	Exxcel upright fridge KSV36VL30G stainless steel look	Exxcel upright freezer GSN36VL30G stainless steel look
Performance and consumption	<ul style="list-style-type: none"> – Energy efficiency class: A++ – Annual energy consumption 112 kWh (per year)* – Total net capacity: 346 litres – Noise level: 39dB (re 1pW) 	<ul style="list-style-type: none"> – Energy efficiency class: A++ – Annual energy consumption 234 kWh (per year)* – Net freezer capacity: 237 litres – Noise level: 42dB (re 1pW)
Design features	<ul style="list-style-type: none"> – Stainless steel look door and chrome inox metallic side panels – Vertical door handle – Left hinged, door reversible – Bright interior LED fridge light – LED Electronic Control – Removable magnetic door seals - easy to clean – 1 compressor 	<ul style="list-style-type: none"> – Stainless steel look door and chrome inox metallic side panels – Vertical door handle – Right hinged, door reversible – LED Electronic Control – Removable magnetic door seals - easy to clean – 1 compressor/1 cooling circuit
Food freshness system	<ul style="list-style-type: none"> – Active Cooling - quick and even temperature distribution on all shelf levels (interior fridge fan) 	<ul style="list-style-type: none"> – SuperFreeze function with automatic deactivation – Active Cooling - quick and even temperature distribution on all shelf levels (interior fridge fan)
Key features - fridge/freezer section	<ul style="list-style-type: none"> – Bright interior LED fridge light – 1 CrisperBox - vegetable/salad container with humidity control – Metal bottle rack – Interior design with metal applications – 7 safety glass shelves, of which 5 are height adjustable – 2 large door shelves, 2 small door shelves – 1 dairy compartment in door – Automatic defrost fridge 	<ul style="list-style-type: none"> – Easy door opening with Air Channel System – 2 BigBox - extra space for extra large frozen food – NoFrost, never have to defrost ever again – Number of freezer flaps: 2 – 5 transparent freezer drawers, 2 BigBox – Calendar frozen food – 4 star freezer rating – Freezing capacity in 24 hours: 20 kg – Maximum freezer storage time in power failure: 19 hours
Functions	<ul style="list-style-type: none"> – SuperCool function with automatic deactivation 	<ul style="list-style-type: none"> – Freezer malfunction warning signal: optical and acoustic warning system
Dimension and installation	<ul style="list-style-type: none"> – Height adjustable front feet – Climate class SN-T (suitable for ambient temperatures between 10 to 43°C) – Dimensions: 186 cm H x 60 cm W x 65 cm D – Can be combined side-by-side with GSN36VL30G 	<ul style="list-style-type: none"> – Height adjustable front feet – Climate class SN-T (suitable for ambient temperatures between 10 and 43°C) – Dimensions: 186 cm H x 60 cm W x 65 cm D – Can be combined side-by-side with KSV36VL30G
Included accessories	1 x egg tray	2 x ice packs 1 x ice cube tray
Optional accessories	KSZ36AL00 Connection set	KSZ36AL00 Connection set

* Actual energy consumption will depend on how the appliance is used and where it is located.







	Exxcel upright fridge KSV33VW30G white	Exxcel upright freezer GSN33VW30G white
Performance and consumption	<ul style="list-style-type: none"> – Energy efficiency class: A++ – Annual energy consumption 110 kWh (per year)* – Total net capacity: 324 litres – Noise level: 39dB (re 1pW) 	<ul style="list-style-type: none"> – Energy efficiency class: A++ – Annual energy consumption 225 kWh (per year)* – Net freezer capacity: 220 litres – Noise level: 42dB (re 1pW)
Design features	<ul style="list-style-type: none"> – White door and white side panels – Vertical door handle – Left hinged, door reversible – Bright interior LED fridge light – LED Electronic Control – Removable magnetic door seals - easy to clean – 1 compressor 	<ul style="list-style-type: none"> – White door and white side panels – Vertical door handle – Right hinged, door reversible – LED Electronic Control – Removable magnetic door seals - easy to clean – 1 compressor/1 cooling circuit
Food freshness system	<ul style="list-style-type: none"> – Active Cooling - quick and even temperature distribution on all shelf levels (interior fridge fan) 	<ul style="list-style-type: none"> – SuperFreeze function with automatic deactivation – Active cooling - quick and even temperature distribution on all shelf levels (interior fridge fan)
Key features - fridge/freezer section	<ul style="list-style-type: none"> – Bright interior LED fridge light – 1 CrisperBox - vegetable/salad container with humidity control – Metal bottle rack – Interior design with metal applications – 7 safety glass shelves, of which 5 are height adjustable – 2 large door shelves, 2 small door shelves – 1 dairy compartment in door – Automatic defrost fridge 	<ul style="list-style-type: none"> – Easy door opening with Air Channel System – 1 BigBox - extra space for extra large frozen food – NoFrost, never have to defrost ever again – Number of freezer flaps: 2 – 5 transparent freezer drawers, 1 BigBox – Calendar frozen food – 4 star freezer rating – Freezing capacity in 24 hours: 20 kg – Maximum freezer storage time in power failure: 19 hours
Functions	<ul style="list-style-type: none"> – SuperCool function with automatic deactivation 	<ul style="list-style-type: none"> – Freezer malfunction warning signal: optical and acoustic warning system
Dimension and installation	<ul style="list-style-type: none"> – Height adjustable front feet – Climate class SN-T (suitable for ambient temperatures between 10 to 43°C) – Dimensions: 176 cm H x 60 cm W x 65 cm D – Can be combined side-by-side with GSN33VW30G 	<ul style="list-style-type: none"> – Height adjustable front feet – Climate class SN-T (suitable for ambient temperatures between 10 and 43°C) – Dimensions: 176 cm H x 60 cm W x 65 cm D – Can be combined side-by-side with KSV33VW30G
Included accessories	1 x egg tray	2 x ice packs 1 x ice cube tray
Optional accessories	KSZ36AW00 Connection set	KSZ36AW00 Connection set

To be replaced with new model KSV29NW30G November 2012.

To be replaced with new model GSV29VW30G November 2012.

*Actual energy consumption will depend on how the appliance is used and where it is located.







	<i>Classixx upright fridge</i> KSR38N11GB white	<i>Classixx upright freezer</i> GSD34N11GB white
	 	 
Performance and consumption	<ul style="list-style-type: none"> – Energy efficiency class: A+ – Annual energy consumption 152 kWh (per year)* – Total net capacity: 355 litres – Noise level: 39dB (re 1pW) 	<ul style="list-style-type: none"> – Energy efficiency class: A+ – Annual energy consumption 290 kWh (per year)* – Total net capacity: 248 litres – Noise level: 40dB (re 1pW)
Design features	<ul style="list-style-type: none"> – White door and white side panels – Vertical door handle – Left hinged, door reversible – Interior fridge light (1x 25 Watt) – Mechanical control – Removable magnetic door seals - easy to clean – 1 compressor 	<ul style="list-style-type: none"> – White door and white side panels – Vertical door handle – Right hinged, door reversible – Mechanical control – Removable magnetic door seals - easy to clean – 1 compressor/1 cooling circuit
Food freshness system	<ul style="list-style-type: none"> – Active Cooling - quick and even temperature distribution on all shelf levels (interior fridge fan) 	<ul style="list-style-type: none"> – SuperFreeze function with automatic deactivation
Key features - fridge/freezer section	<ul style="list-style-type: none"> – Interior fridge light (1x 25 Watt) – 1 vegetable/salad container – Bottle rack – Interior design with metal applications – 7 safety glass shelves, of which 5 are height adjustable – 5 door shelves – Automatic defrost fridge 	<ul style="list-style-type: none"> – Easy door opening with Air Channel System – 1 BigBox - extra space for extra large frozen food – Number of freezer flaps: 3 – 5 transparent freezer drawers, 1 BigBox – Calendar frozen food – 4 star freezer rating – Freezing capacity in 24 hours: 30 kg – Maximum freezer storage time in power failure: 18 hours
Dimension and installation	<ul style="list-style-type: none"> – Height adjustable front feet – Climate class SN-T (suitable for ambient temperatures between 10 to 43°C) – Dimensions: 186 cm H x 60 cm W x 65 cm D – Can be combined side-by-side with GSD34N11GB 	<ul style="list-style-type: none"> – Door opening angle 90° – Transportation handles – Height adjustable front feet – Climate class SN-T (suitable for ambient temperatures between 10 and 43°C) – Dimensions: 186 cm H x 60 cm W x 65 cm D – Can be combined side-by-side with KSR38N11GB
Included accessories	2 x egg trays	

To be replaced with new model KSV36NW30G November 2012


To be replaced with new model GSV36NW30G November 2012

* Actual energy consumption will depend on how the appliance is used and where it is located.



	<i>Classixx upright fridge</i> KSR30N11GB white	<i>Classixx upright freezer</i> GSD26N11GB white
	 	 
Performance and consumption	<ul style="list-style-type: none"> – Energy efficiency class: A+ – Annual energy consumption 142 kWh (per year)* – Total net capacity: 287 litres – Noise level: 39dB (re 1pW) 	<ul style="list-style-type: none"> – Energy efficiency class: A+ – Annual energy consumption 249 kWh (per year)* – Total net capacity: 199 litres – Noise level: 40dB (re 1pW)
Design features	<ul style="list-style-type: none"> – White door and white side panels – Vertical door handle – Right hinged, door reversible – Interior fridge light (1x 25 Watt) – Mechanical control – Removable magnetic door seals - easy to clean – 1 compressor 	<ul style="list-style-type: none"> – White door and white side panels – Vertical door handle – Right hinged, door reversible – Mechanical control – Removable magnetic door seals - easy to clean – 1 compressor/1 cooling circuit
Food freshness system	<ul style="list-style-type: none"> – Active Cooling - quick and even temperature distribution on all shelf levels (interior fridge fan) 	<ul style="list-style-type: none"> – SuperFreeze function with automatic deactivation
Key features - fridge/freezer section	<ul style="list-style-type: none"> – Interior fridge light (1x 25 Watt) – 1 vegetable/salad container – Bottle rack – Interior design with metal applications – 5 safety glass shelves, of which 4 are height adjustable – 4 large door shelves – Automatic defrost fridge 	<ul style="list-style-type: none"> – Easy door opening with Air Channel System – 1 BigBox - extra space for extra large frozen food – Number of freezer flaps: 1 – 5 transparent freezer drawers, 1 BigBox – Calendar frozen food – 4 star freezer rating – Freezing capacity in 24 hours: 22 kg – Maximum freezer storage time in power failure: 18 hours
Dimension and installation	<ul style="list-style-type: none"> – Height adjustable front feet – Climate class SN-T (suitable for ambient temperatures between 10 to 43°C) – Dimensions: 156 cm H x 60 cm W x 65 cm D – Can be combined side-by-side with GSD26N11GB 	<ul style="list-style-type: none"> – Door opening angle 90° – Transportation handles – Height adjustable front feet – Climate class SN-T (suitable for ambient temperatures between 10 and 43°C) – Dimensions: 156 cm H x 60 cm W x 65 cm D – Can be combined side-by-side with KSR30N11GB
Included accessories	2 egg trays	

* Actual energy consumption will depend on how the appliance is used and where it is located.



The Winning Line fridge freezer KGE36AW40G white	
<div><div><div>Energy A+++</div><div>SafetyGlass</div><div>LED Light</div><div>2 Cooling Systems</div><div>LowFrost</div></div><div><div>ChillerBox</div><div>CrisperBox</div><div>FlexShelf</div><div>Electronic Control</div></div></div>	
Performance and consumption	<div><div>- Energy efficiency class: A+++</div><div>- Annual energy consumption 149 kWh (per year)*</div><div>- Total net capacity: 300 litres</div><div>- Net fridge capacity: 211 litres</div><div>- Net freezer capacity: 89 litres</div><div>- Noise level: 38dB (re 1pW)</div></div>
Design features	<div><div>- White high-door design and white side panels</div><div>- Vertical door handle</div><div>- Right hinged door, door reversible</div><div>- Bright interior LED fridge light</div><div>- Electronic Control for fridge and freezer with LED display</div><div>- Removable magnetic door seals - easy to clean</div><div>- Dimensions: 186 cm H x 60 cm W x 65 cm D</div></div>
Food freshness system	<div><div>- 1 ChillerBox, 1 CrisperBox - vegetable/ salad container with humidity control</div><div>- Two separate cooling circuits allow independent temperature control and prevents the transference of humidity between the fridge and freezer cavity</div></div>
Key features - fridge section	<div><div>- FlexShelf - easy to pull out if required, space saving if not in use</div><div>- 4 safety glass shelves in fridge compartment of which 2 are height adjustable</div></div>
Key features - freezer section	<div><div>- 3 transparent freezer drawers, 1 BigBox</div><div>- 4 star freezer rating</div><div>- Manual defrost freezer</div><div>- Defrost water outlet - for easy and convenient defrosting</div><div>- SuperFreeze function with automatic deactivation</div><div>- Freezing capacity in 24 hours: 14 kg</div><div>- Maximum freezer storage time in power failure: 35 hours</div></div>
Functions	<div><div>- Optical and acoustic door open warning signal</div><div>- Freezer malfunction warning signal: optical and acoustic warning system</div></div>
Included accessories	<div><div>2 x ice packs</div><div>1 x egg tray</div><div>1 x ice cube tray</div></div>

*Actual energy consumption will depend on how the appliance is used and where it is located.



Logixx fridge freezer KGN36SM30 stainless steel behind glass	
Performance and consumption	<ul style="list-style-type: none"> – Energy efficiency class: A++ – Annual energy consumption 238 kWh (per year)* – Total net capacity: 285 litres – Net fridge capacity: 219 litres – Net freezer capacity: 66 litres – Noise level: 43dB (re 1pW)
Design features	<ul style="list-style-type: none"> – Stainless steel glass door design and chrome inox metallic side panels – Integrated vertical handle – Right hinged, door reversible – AirFreshFilter with AntiBacterial filter to reduce odours and bacteria – Removable magnetic door seals - easy to clean – Two separate cooling circuits allow independent temperature control and prevents the transference of humidity between the fridge and freezer cavity
Food freshness system	<ul style="list-style-type: none"> – MultiAirflow system - improves circulation of air around the fridge – ChillerBox - recommended storage area for meat and fish – HydroFresh - humidity controlled vegetable/salad container
Key features - fridge section	<ul style="list-style-type: none"> – SuperCool function with automatic deactivation – Interior design with metal applications – Metal bottle rack – 3 safety glass shelves of which 2 are height adjustable – 1 large door shelf, 1 small door shelf – 1 dairy compartment in door – Bright interior LED fridge light – Automatic defrost fridge
Key features - freezer section	<ul style="list-style-type: none"> – NoFrost, never have to defrost ever again – SuperFreeze function with automatic deactivation – 4 star freezer rating – 3 freezer drawers – Freezing capacity in 24 hours: 8 kg – Maximum freezer storage time in power failure: 17 hours Functions
Functions	<ul style="list-style-type: none"> – LED temperature display – Optical and accoustic door open warning signal – Removable magnetic door seals - easy to clean
Dimension and installation	<ul style="list-style-type: none"> – Climate class SN-T (suitable for ambient temperatures between 10 to 43°C) – Height adjustable front feet – Dimensions: 185 cm H x 60 cm W x 64 cm D
Included accessories	<ul style="list-style-type: none"> 2 x ice packs 1 x berry tray 1 x egg tray 3 x ice cube tray

* Actual energy consumption will depend on how the appliance is used and where it is located.



Logixx fridge freezer KGN49AW24G white



Performance and consumption	<ul style="list-style-type: none"> – Energy efficiency class: A+ – Annual energy consumption 345 kWh (per year)* – Total net capacity: 389 litres – Net fridge capacity: 307 litres – Net freezer capacity: 82 litres – Noise level: 43dB (re 1pW)
Design features	<ul style="list-style-type: none"> – White high-door design and white side panels – Vertical door handle – Right hinged, door reversible – Bright interior LED fridge light – Electronic Control for fridge and freezer with LED display – AirFreshFilter with AntiBacterial filter to reduce odours and bacteria – Two separate cooling circuits allow independent temperature control and prevents the transference of humidity between the fridge and freezer cavity
Food freshness system	<ul style="list-style-type: none"> – MultiAirflow system - improves circulation of air around the fridge – ChillerBox - recommended storage area for meat and fish – HydroFresh - humidity controlled vegetable/salad container
Key features - fridge section	<ul style="list-style-type: none"> – SuperCool function with automatic deactivation – Interior design with metal applications – Metal bottle rack – 4 safety glass shelves of which 3 are height adjustable – 1 large door shelf, 2 small door shelf – 1 dairy compartment in door – Automatic defrost fridge
Key features - freezer section	<ul style="list-style-type: none"> – NoFrost, never have to defrost ever again – SuperFreeze function with automatic deactivation – 4 star freezer rating – 3 freezer drawers – Freezing capacity in 24 hours: 18 kg – Maximum freezer storage time in power failure: 16 hours
Functions	<ul style="list-style-type: none"> – LED temperature display – Optical and acoustic door open warning signal – Removable magnetic door seals - easy to clean
Dimension and installation	<ul style="list-style-type: none"> – Climate class SN-T (suitable for ambient temperatures between 10 to 43°C) – Height adjustable front feet – Dimensions: 200 cm H x 70 cm W x 65 cm D
Included accessories	<ul style="list-style-type: none"> 2 x ice packs 1 x berry tray 2 x egg tray 1 x ice cube tray












* Actual energy consumption will depend on how the appliance is used and where it is located.



Logixx fridge freezer KGN39AW32G white KGN39AL32G stainless steel look	
Performance and consumption	<ul style="list-style-type: none"> – Energy efficiency class: A++ – Annual energy consumption 260 kWh (per year)* – Total net capacity: 313 litres – Net fridge capacity: 219 litres – Net freezer capacity: 94 litres – Noise level: 43dB (re 1pW)
Design features	<ul style="list-style-type: none"> – White/silver high-door design and white/silver side panels – Vertical door handle – Right hinged, door reversible – Bright interior LED fridge light – Electronic Control for fridge and freezer with LED display – AirFreshFilter with AntiBacterial filter to reduce odours and bacteria – Removable magnetic door seals - easy to clean – Two separate cooling circuits allow independent temperature control and prevents the transference of humidity between the fridge and freezer cavity
Food freshness system	<ul style="list-style-type: none"> – MultiAirflow system - improves circulation of air around the fridge – ChillerBox - recommended storage area for meat and fish – HydroFresh - humidity controlled vegetable/salad container
Key features - fridge section	<ul style="list-style-type: none"> – SuperCool function with automatic deactivation – Interior design with metal applications – Metal bottle rack – 3 safety glass shelves of which 2 are height adjustable – 1 large door shelf, 1 small door shelf – 1 dairy compartment in door – Automatic defrost fridge
Key features - freezer section	<ul style="list-style-type: none"> – NoFrost, never have to defrost ever again – SuperFreeze function with automatic deactivation – 3 transparent freezer drawers, 1 BigBox – 4 star freezer rating – 3 freezer drawers – Freezing capacity in 24 hours: 14 kg – Maximum freezer storage time in power failure: 18 hours
Functions	<ul style="list-style-type: none"> – LED temperature display deactivation – Optical and acoustic door open warning signal
Dimension and installation	<ul style="list-style-type: none"> – Climate class SN-T (suitable for ambient temperatures between 10 to 43°C) – Height adjustable front feet – Dimensions: 200 cm H x 60 cm W x 65 cm D
Included accessories	2 x ice packs 1 x berry tray 2 x egg tray 3 x ice cube trays

* Actual energy consumption will depend on how the appliance is used and where it is located.



Logixx fridge freezer KGN36AW32G white	
          	
Performance and Consumption	<ul style="list-style-type: none"> – Energy efficiency class: A++ – Annual energy consumption 238 kWh (per year)* – Total net capacity: 285 litres – Net fridge capacity: 219 litres – Net freezer capacity: 66 litres – Noise level: 43dB (re1 pW)
Design features	<ul style="list-style-type: none"> – White high-door design – Vertical door handle – Right hinged, door reversible – Bright interior LED fridge light – Electronic Control for fridge and freezer with LED display – AirFreshFilter with AntiBacterial filter to reduce odours and bacteria – Removable magnetic door seals - easy to clean – Two separate cooling circuits allow independent temperature control and prevents the transference of humidity between the fridge and freezer cavity
Food freshness system	<ul style="list-style-type: none"> – HydroFresh - humidity controlled vegetable/salad container on telescopic rails– MultiAirflow system - improves circulation of air around the fridge – ChillerBox - recommended storage area for meat and fish
Key features - Fridge section	<ul style="list-style-type: none"> – SuperCool function with automatic deactivation – Interior design with metal applications – Metal bottle rack – 3 safety glass shelves of which 2 are height adjustable – 1 large door shelf, 1 small door shelf – 1 dairy compartment in door – Bright interior LED fridge light – Automatic defrost fridge
Key features - Freezer section	<ul style="list-style-type: none"> – NoFrost, never have to defrost ever again – SuperFreeze function with automatic deactivation – 4 star freezer rating – 3 freezer drawers – Freezing capacity in 24 hours: 8 kg – Maximum freezer storage time in power failure: 17 hours
Functions	<ul style="list-style-type: none"> – LED temperature display – Optical and acoustic door open warning signal – Removable magnetic door seals - easy to clean
Dimension and installation	<ul style="list-style-type: none"> – Climate class SN-T (suitable for ambient temperatures between 10 to 43°C) – Connection value 160 W – Height adjustable front feet – Dimensions: 185 cm H x 60 cm W x 65 cm D
Included accessories	<ul style="list-style-type: none"> 2 x ice packs 1 x berry tray 3 x egg trays 2 x ice cube trays

* Actual energy consumption will depend on how the appliance is used and where it is located.



Exxcel fridge freezer KGN39VL30G stainless steel look	
Performance and consumption	<ul style="list-style-type: none"> – Energy efficiency class: A++ – Annual energy consumption 242 kWh (per year)* – Total net capacity: 315 litres – Net fridge capacity: 221 litres – Net freezer capacity: 94 litres – Noise level: 43dB (re1 pW)
Design features	<ul style="list-style-type: none"> – Stainless steel look high-door design and chrome inox metallic side panels – Vertical door handle – Right hinged, door reversible – Bright interior LED fridge light – LED Electronic Control – Removable magnetic door seals - easy to clean – Two separate cooling circuits allow independent temperature control and prevents the transference of humidity between the fridge and freezer cavity
Food freshness system	<ul style="list-style-type: none"> – MultiAirflow system - improves circulation of air around the fridge – ChillerBox - recommended storage area for meat and fish – 1 CrisperBox - vegetable/salad container with humidity control
Key features - fridge section	<ul style="list-style-type: none"> – Interior design with metal applications – Metal bottle rack – 4 safety glass shelves of which 2 are height adjustable – 1 large door shelf, 1 small door shelf – 1 dairy compartment in door – Bright interior LED fridge light – Automatic defrost fridge
Key features - freezer section	<ul style="list-style-type: none"> – NoFrost, never have to defrost ever again – 3 transparent freezer drawers, 1 bigbox – 4 star freezer rating – 3 freezer drawers – Freezing capacity in 24 hours: 14 kg – Maximum freezer storage time in power failure: 18 hours
Functions	<ul style="list-style-type: none"> – LED temperature display – SuperFreeze function with automatic deactivation – Without door open warning signal – Removable magnetic door seals - easy to clean
Dimension and installation	<ul style="list-style-type: none"> – Climate class SN-T (suitable for ambient temperatures between 10 to 43°C) – Height adjustable front feet – Dimensions: 201 cm H x 60 cm W x 65 cm D
Included accessories	<ul style="list-style-type: none"> 1 x berry tray 1 x egg tray 1 x ice cube tray

* Actual energy consumption will depend on how the appliance is used and where it is located.



Exxcel fridge freezer KGN36VW30G white	
<div><div>Energy A++</div><div>NoFrost</div><div>2 Cooling Systems</div><div>SafetyGlass</div><div>LED Light</div><div>MultiAirflow</div><div>ChillerBox</div></div>	
Performance and Consumption	<div><div>– Energy efficiency class: A++</div><div>– Annual energy consumption 219 kWh (per year)*</div><div>– Total net capacity: 287 litres</div><div>– Net fridge capacity: 221 litres</div><div>– Net freezer capacity: 66 litres</div><div>– Noise level: 43dB (re1 pW)</div></div>
Design features	<div><div>– White high-door design and white side panels</div><div>– Vertical door handle</div><div>– Right hinged, door reversible</div><div>– Bright interior LED fridge light</div><div>– LED Electronic Control</div><div>– Removable magnetic door seals - easy to clean</div><div>– Two separate cooling circuits allow independent temperature control and prevents the transference of humidity between the fridge and freezer cavity</div></div>
Food freshness system	<div><div>– MultiAirflow system - improves circulation of air around the fridge</div><div>– ChillerBox - recommended storage area for meat and fish</div><div>– 1 CrisperBox - vegetable/salad container with humidity control</div></div>
Key features - Fridge section	<div><div>– Interior design with metal applications</div><div>– Metal bottle rack</div><div>– 4 safety glass shelves of which 2 are height adjustable</div><div>– 1 large door shelf, 1 small door shelf</div><div>– 1 dairy compartment in door</div><div>– Bright interior LED fridge light</div><div>– Automatic defrost fridge</div></div>
Key features - Freezer section	<div><div>– NoFrost, never have to defrost ever again</div><div>– SuperFreeze function with automatic deactivation</div><div>– 4 star freezer rating</div><div>– 3 freezer drawers</div><div>– Freezing capacity in 24 hours: 8 kg</div><div>– Maximum freezer storage time in power failure: 17 hours</div></div>
Functions	<div><div>– LED temperature display</div><div>– Removable magnetic door seals - easy to clean</div></div>
Dimension and installation	<div><div>– Climate class SN-T (suitable for ambient temperatures between 10 to 43°C)</div><div>– Height adjustable front feet</div><div>– Dimensions: 186 cm H x 60 cm W x 65 cm D</div></div>
Included accessories	<div><div>1 x berry tray</div><div>1 x egg tray</div><div>1 x ice cube tray</div></div>

* Actual energy consumption will depend on how the appliance is used and where it is located.

**Exxcel fridge freezers****KGN34VW20G white****KGN34VL20G stainless steel look (not pictured)****KGN34VB20G black edition****KGN34VI20G anti-fingerprint stainless steel**

Performance and consumption	<ul style="list-style-type: none"> – Energy efficiency class: A+ – Annual energy consumption 309 kWh (per year)* – Total net capacity: 280 litres – Net fridge capacity: 186 litres – Net freezer capacity: 94 litres – Noise level: 42dB (re1 pW)
Design features	<ul style="list-style-type: none"> – White/black/silver high-door design and white/black/silver side panels – Vertical door handle – Right hinged, door reversible – LED Electronic Control – AirFreshFilter with AntiBacterial filter to reduce odours and bacteria – Removable magnetic door seals - easy to clean – Two separate cooling circuits allow independent temperature control and prevents the transference of humidity between the fridge and freezer cavity
Food freshness system	<ul style="list-style-type: none"> – MultiAirflow system - improves circulation of air around the fridge – 1 CrisperBox - vegetable/salad container with humidity control
Key features - fridge section	<ul style="list-style-type: none"> – Interior design with metal applications – Metal bottle rack – 4 safety glass shelves of which 3 are height adjustable – 1 large door shelf, 2 small door shelf – Bright interior LED fridge light
Key features - freezer section	<ul style="list-style-type: none"> – NoFrost, never have to defrost ever again – SuperFreeze function with automatic deactivation – 3 transparent freezer drawers, 1 BigBox – 4 star freezer rating – Freezing capacity in 24 hours: 10 kg – Maximum freezer storage time in power failure: 14 hours
Functions	<ul style="list-style-type: none"> – LED temperature display – Removable magnetic door seals - easy to clean
Dimension and installation	<ul style="list-style-type: none"> – Climate class SN-T (suitable for ambient temperatures between 10 to 43°C) – Height adjustable front feet – Dimensions: 185 cm H x 60 cm W x 65 cm D
Included accessories	<ul style="list-style-type: none"> 1 x egg tray 1 x ice cube tray

* Actual energy consumption will depend on how the appliance is used and where it is located.



Exxcel fridge freezer KGN30VW20G white KGN30VL20G stainless steel look	
<div> <div>Energy A+</div> <div>NoFrost</div> <div>2 Cooling Systems</div> <div>SafetyGlass</div> <div>LED Light</div> <div>MultAirflow</div> <div>SuperFreeze</div> <div>Electronic Control</div> </div>	
Performance and consumption	<ul style="list-style-type: none"> Energy efficiency class: A+ Annual energy consumption 279 kWh (per year)* Total net capacity: 252 litres Net fridge capacity: 186 litres Net freezer capacity: 66 litres Noise level: 42dB (re1 pW)
Design features	<ul style="list-style-type: none"> White/silver high-door design and White/silver side panels Vertical door handle Right hinged, door reversible LED Electronic Control AirFreshFilter with AntiBacterial filter to reduce odours and bacteria Removable magnetic door seals - easy to clean Two separate cooling circuits allow independent temperature control and prevents the transference of humidity between the fridge and freezer cavity
Food freshness system	<ul style="list-style-type: none"> MultAirflow system - improves circulation of air around the fridge 1 vegetable/salad container with humidity control
Key features - fridge section	<ul style="list-style-type: none"> Interior design with metal applications Metal bottle rack 4 safety glass shelves of which 3 are height adjustable 1 large door shelf, 2 small door shelves Bright interior LED fridge light Automatic defrost fridge
Key features - freezer section	<ul style="list-style-type: none"> NoFrost, never have to defrost ever again SuperFreeze function with automatic deactivation 4 star freezer rating 3 freezer drawers Freezing capacity in 24 hours: 8 kg Maximum freezer storage time in power failure: 13 hours
Functions	<ul style="list-style-type: none"> LED temperature display Removable magnetic door seals - easy to clean
Dimension and installation	<ul style="list-style-type: none"> Climate class SN-T (suitable for ambient temperatures between 10 to 43°C) Height adjustable front feet Dimensions: 170 cm H x 60 cm W x 65 cm D
Included accessories	<ul style="list-style-type: none"> 1 x egg tray 1 x ice cube tray

* Actual energy consumption will depend on how the appliance is used and where it is located.



	Classixx fridge freezer KGE49AW30G white	Classixx fridge freezer KGE36AW30 white
Performance and consumption	<ul style="list-style-type: none"> – Energy efficiency class: A++ – Annual energy consumption 256 kWh (per year)* – Total net capacity: 413 litres – Net fridge capacity: 301 litres – Net freezer capacity: 112 litres – Noise level: 39dB (re1 pW) 	<ul style="list-style-type: none"> – Energy efficiency class: A++ – Annual energy consumption 223 kWh (per year)* – Total net capacity: 304 litres – Net fridge capacity: 215 litres – Net freezer capacity: 89 litres – Noise level: 39dB (re1 pW)
Design features	<ul style="list-style-type: none"> – White high-door design and white side panels – Vertical door handle – Right hinged, door reversible – Electronic Control for fridge and freezer with LED display – Removable magnetic door seals - easy to clean 	<ul style="list-style-type: none"> – White high-door design and white side panels – Vertical door handle – Right hinged, door reversible – Bright interior LED fridge light – Electronic Control for fridge and freezer with LED display – Removable magnetic door seals - easy to clean
Food freshness system	<ul style="list-style-type: none"> – 1 ChillerBox, 1 CrisperBox - vegetable/salad container with humidity control – Two separate cooling circuits allow independent temperature control and prevents the transference of humidity between the fridge and freezer cavity 	<ul style="list-style-type: none"> – 1 ChillerBox, 1 CrisperBox - vegetable/salad container with humidity control – Two separate cooling circuits allow independent temperature control and prevents the transference of humidity between the fridge and freezer cavity
Key features - fridge section	<ul style="list-style-type: none"> – FlexShelf - easy to pull out if required – 5 safety glass shelves in fridge compartment of which 3 are height adjustable 	<ul style="list-style-type: none"> – FlexShelf - easy to pull out if required – 4 safety glass shelves in fridge compartment of which 2 are height adjustable
Key features - freezer section	<ul style="list-style-type: none"> – 3 transparent freezer drawers, 1 BigBox – 4 star freezer rating – Manual defrost freezer – Defrost water outlet - for easy and convenient defrosting – SuperFreeze function with automatic deactivation – Freezing capacity in 24 hours: 15 kg – Maximum freezer storage time in power failure: 44 hours 	<ul style="list-style-type: none"> – 3 transparent freezer drawers, 1 BigBox – 4 star freezer rating – Manual defrost freezer – Defrost water outlet - for easy and convenient defrosting – SuperFreeze function with automatic deactivation – Freezing capacity in 24 hours: 12 kg – Maximum freezer storage time in power failure: 35 hours
Functions	<ul style="list-style-type: none"> – Optical and acoustic door open warning signal – Freezer malfunction warning signal: optical and acoustic 	<ul style="list-style-type: none"> – Optical and acoustic door open warning signal – Freezer malfunction warning signal: optical and acoustic
Dimension and installation	<ul style="list-style-type: none"> – Height adjustable front feet – Climate class SN-T (suitable for ambient temperatures between 10 to 43°C) – Dimensions: 201 cm H x 70 cm W x 65 cm D 	<ul style="list-style-type: none"> – Height adjustable front feet – Climate class SN-T (suitable for ambient temperatures between 10 to 43°C) – Dimensions: 186 cm H x 60 cm W x 65 cm D
Included accessories	2 x ice packs 1 x egg tray 1 x ice cube tray	2 x ice packs 1 x egg tray 1 x ice cube tray

* Actual energy consumption will depend on how the appliance is used and where it is located.



Classixx fridge freezer KGV39VW31G white		Classixx fridge freezer KGV33VW31G white	
Performance and consumption	<ul style="list-style-type: none"> – Energy efficiency class: A++ – Annual energy consumption 238 kWh (per year)* – Total net capacity: 344 litres – Net fridge capacity: 250 litres – Net freezer capacity: 94 litres – Noise level: 39dB (re1 pW) 	Performance and consumption	<ul style="list-style-type: none"> – Energy efficiency class: A++ – Annual energy consumption 219 kWh (per year)* – Total net capacity: 288 litres – Net fridge capacity: 194 litres – Net freezer capacity: 94 litres – Noise level: 39dB (re1 pW)
Design features	<ul style="list-style-type: none"> – White high-door design and white side panels – Integrated vertical handle – Right hinged, door reversible – Bright interior LED fridge light – LED Electronic Control – Removable magnetic door seals - easy to clean 	Design features	<ul style="list-style-type: none"> – White high-door design and white side panels – Integrated vertical handle – Right hinged, door reversible – Bright interior LED fridge light – LED Electronic Control – Removable magnetic door seals - easy to clean
Food freshness system	<ul style="list-style-type: none"> – 1 CrisperBox - vegetable/salad container with humidity control – 1 compressor 	Food freshness system	<ul style="list-style-type: none"> – 1 CrisperBox - vegetable/salad container with humidity control – 1 compressor
Key features - fridge section	<ul style="list-style-type: none"> – Metal bottle rack – 5 safety glass shelves in fridge compartment of which 4 are height adjustable 	Key features - fridge section	<ul style="list-style-type: none"> – Metal bottle rack – 4 safety glass shelves in fridge compartment of which 3 are height adjustable
Key features - freezer section	<ul style="list-style-type: none"> – 3 transparent freezer drawers, 1 BigBox – 4 star freezer rating – Manual defrost freezer – Defrost water outlet - for easy and convenient defrosting – SuperFreeze function with automatic deactivation – Freezing capacity in 24 hours: 7 kg – Maximum freezer storage time in power failure: 23 hours 	Key features - freezer section	<ul style="list-style-type: none"> – 3 transparent freezer drawers, 1 BigBox – 4 star freezer rating – Manual defrost freezer – Defrost water outlet - for easy and convenient defrosting – SuperFreeze function with automatic deactivation – Freezing capacity in 24 hours: 7 kg – Maximum freezer storage time in power failure: 23 hours
Dimension and installation	<ul style="list-style-type: none"> – Height adjustable front feet – Climate class SN-T (suitable for ambient temperatures between 10 to 43°C) – Dimensions: 201 cm H x 60 cm W x 65 cm D 	Dimension and installation	<ul style="list-style-type: none"> – Height adjustable front feet – Climate class SN-T (suitable for ambient temperatures between 10 to 43°C) – Dimensions: 176 cm H x 60 cm W x 65 cm D
Included accessories	<ul style="list-style-type: none"> 1 x egg tray 1 x ice cube tray 	Included accessories	<ul style="list-style-type: none"> 1 x egg tray 1 x ice cube tray

* Actual energy consumption will depend on how the appliance is used and where it is located.



	Classixx fridge freezers KGV36VW31G white KG36VL31G stainless steel look	Classixx fridge freezer KGV36NW20G white
Performance and consumption	<ul style="list-style-type: none"> – Energy efficiency class: A++ – Annual energy consumption 227 kWh (per year)* – Total net capacity: 309 litres – Net fridge capacity: 215 litres – Net freezer capacity: 94 litres – Noise level: 39dB (re1 pW) 	<ul style="list-style-type: none"> – Energy efficiency class: A+ – Annual energy consumption 274 kWh (per year)* – Total net capacity: 309 litres – Net fridge capacity: 215 litres – Net freezer capacity: 94 litres – Noise level: 39dB (re1 pW)
Design features	<ul style="list-style-type: none"> – White/silver high-door design and white/silver side panels – Integrated vertical handle – Right hinged, door reversible – Bright interior LED fridge light – LED Electronic Control – Removable magnetic door seals - easy to clean 	<ul style="list-style-type: none"> – White high-door design and white side panels – Integrated vertical handle – Right hinged, door reversible – Bright interior LED fridge light – LED Electronic Control – Removable magnetic door seals
Food freshness system	<ul style="list-style-type: none"> – 1 CrisperBox - vegetable/salad container with humidity control – 1 compressor 	<ul style="list-style-type: none"> – 1 CrisperBox - vegetable/salad container with humidity control – 1 compressor
Key features - fridge section	<ul style="list-style-type: none"> – Metal bottle rack – 4 safety glass shelves in fridge compartment of which 3 are height adjustable 	<ul style="list-style-type: none"> – Metal bottle rack – 4 safety glass shelves in fridge compartment of which
Key features - freezer section	<ul style="list-style-type: none"> – 3 transparent freezer drawers, 1 BigBox – 4 star freezer rating – Manual defrost freezer – Defrost water outlet - for easy and convenient defrosting – SuperFreeze function with automatic deactivation – Freezing capacity in 24 hours: 7 kg – Maximum freezer storage time in power failure: 23 hours 	<ul style="list-style-type: none"> – 3 transparent freezer drawers, 1 BigBox – 4 star freezer rating – Manual defrost freezer – Defrost water outlet - for easy and convenient defrosting – SuperFreeze function with automatic deactivation – Freezing capacity in 24 hours: 7 kg – Maximum freezer storage time in power failure: 23 hours
Dimension and installation	<ul style="list-style-type: none"> – Height adjustable front feet – Climate class SN-T (suitable for ambient temperatures between 10 to 43°C) – Dimensions: 186 cm H x 60 cm W x 65 cm D 	<ul style="list-style-type: none"> – Height adjustable front feet – Climate class SN-T (suitable for ambient temperatures between 10 to 43°C) – Dimensions: 186 cm H x 60 cm W x 65 cm D
Included accessories	<ul style="list-style-type: none"> 1 x egg tray 1 x ice cube tray 	<ul style="list-style-type: none"> 1 x egg tray 1 x ice cube tray

*Actual energy consumption will depend on how the appliance is used and where it is located.

American-style Fridge Freezers.

Brilliant masterpieces in XXL format, the Bosch American-style fridge freezers will easily cope with the demands of a large family, and make a bold design statement too.



High capacity with stylish design

Choose from classic steel look, with fingerprint resistant finish, sleek, chic gloss black, or the stunning, premium white glass front model.



Saving a further 20% of energy with A+

The Bosch American-style models set the standard in high-performance refrigeration technology combined with outstanding environmental-friendliness. All models come with an A+ energy efficiency rating which is up to 20% more economical than energy efficiency class A.



In-door electronic controls

All models feature fully electronic controls set conveniently into the door exterior, giving you precise fingertip control of the temperature of both the fridge and freezer compartments.

In-door ice and chilled water dispenser

The in-door ice and chilled water dispenser gives you the choice of chilled, filtered water, crushed ice and ice cubes – up to 140 every 24 hours.

AirFresh filter

The Logixx model features an AirFresh filter. Lasting the lifetime of the appliance, the AirFresh filter ensures that odours in the fridge are reduced, and the transfer of food smells is minimised.



FreshProtectBox

Our top-of-the-range model features a separate compartment with independent temperature control. Conveniently accessible on smooth-running telescopic rails, the multi-purpose FreshProtectBox keeps food items fresher for longer. With 3 temperature settings: 4°C, 2°C and 0°C, it can be used to store different foods like fish, meat, vegetables, fruit or dairy products, at the most appropriate temperature for the food type.



EasyLift safety glass shelf

The EasyLift safety glass shelf on our top-of-the-range model can be raised or lowered without emptying it first – convenient, flexible, easy.

Dazzling illumination

The interiors of our American-style fridge freezers shine with exceptionally bright lighting for optimum viewing.



Separate cooling systems

A separate evaporator for the fridge and freezer sections, not only prevents the transfer of flavours, but also allows the fridge and freezer temperatures to be controlled separately.



reddot design award
winner 2010










Logixx American-style fridge freezer KAD62S21 premium white glass



Performance and consumption	<ul style="list-style-type: none"> – Energy efficiency class: A+ – Annual energy consumption 464 kWh – Total net capacity: 528 litres – Net fridge capacity: 351 litres – Net freezer capacity: 177 litres – Noise level: 44dB (re1 pW)
Design features	<ul style="list-style-type: none"> – Glass door, high-door design – Left hinged, right hinged door – Vertical door handle – Electronic control (external in-door LCD display) – Two separate cooling circuits allow independent temperature control and prevents the transference of humidity between the fridge and freezer cavity
Food freshness system	<ul style="list-style-type: none"> – MultiAirflow system - improves circulation of air around the fridge – FreshProtectBox - temperature controlled vegetable container with three temperature settings
Key features - fridge section	<ul style="list-style-type: none"> – SuperCool function with automatic deactivation – AirFresh filter - reduces strong odours – Interior design with metal applications – 4 safety glass shelves in fridge compartment – 2 vegetable/salad containers on telescopic rails – Metal bottle rack – 1 dairy compartment in door – Door trays in fridge door: 2 large and 2 small – DayLight - bright interior fridge light (2x 40 Watt)
Key features - freezer section	<ul style="list-style-type: none"> – In-door ice and water dispenser: chilled water, crushed ice, ice cubes, Quick Ice, water filter included. Dispenser features: child lock, LED light and water filter replacement indicator – NoFrost, never have to defrost ever again – Door trays in freezer door: 4 – Automatic defrost fridge – 4 star freezer rating – 2 freezer drawers – Day light - bright interior freezer light (2x 40 Watt) – SuperFreeze function with automatic deactivation – Optical and acoustic door open warning signal – Freezer malfunction warning signal: optical and acoustic warning system – Freezing capacity in 24 hours: 12 kg – Maximum freezer storage time in power failure: 16 hours
Functions	<ul style="list-style-type: none"> – Height adjustable front feet – Climate class SN-T (suitable for ambient temperatures between 10 to 43°C) – Dimensions: 175.6 cm H x 91 cm W x 72.6 cm D
Included accessories	<ul style="list-style-type: none"> 2 x ice packs 1 x connection hose 1 x egg tray



Exxcel American-style fridge freezer KAD62V40GB stainless steel look	
      	
Performance and consumption	<ul style="list-style-type: none"> – Energy efficiency class: A+ – Annual energy consumption 455 kWh (per year)* – Total net capacity: 562 litres – Net fridge capacity: 385 litres – Net freezer capacity: 177 litres – Noise level: 44dB (re1 pW)
Design features	<ul style="list-style-type: none"> – Stainless steel look high-door design and chrome inox metallic side panels – Left hinged, right hinged door – Vertical door handle – Electronic Control for fridge and freezer with LED display – Removable magnetic door seals - easy to clean – Two separate cooling circuits allow independent temperature control and prevents the transference of humidity between the fridge and freezer cavity
Food freshness system	<ul style="list-style-type: none"> – MultiAirflow system - improves circulation of air around the fridge – Pull out vegetable container, 2 vegetable/salad containers on telescopic rails with rippled base for improved air circulation
Key features - fridge section	<ul style="list-style-type: none"> – SuperCool function with automatic deactivation – 4 safety glass shelves of which 3 are height adjustable. – Extendable glass shelf – 1 dairy compartment in door – Door trays in fridge door: 2 large and 2 small – Interior fridge light (2x 25 Watt)
Key features - freezer section	<ul style="list-style-type: none"> – In-door ice and water dispenser: chilled water, crushed ice, ice cubes, water filter included. Dispenser features: child lock, LED light and no water filter replacement indicator – NoFrost, never have to defrost ever again – SuperFreeze function with automatic deactivation – Door trays in freezer door: 4 – 2 freezer drawers, drawers on telescopic rails (partially extendable) – 4 star freezer rating – Interior freezer light (2x 25W) – Freezing capacity in 24 hours: 12 kg – Maximum freezer storage time in power failure: 16 hours
Functions	<ul style="list-style-type: none"> – LED temperature readout – Optical and acoustic door open warning signal – Freezer malfunction warning signal: optical, acoustic
Dimension and installation	<ul style="list-style-type: none"> – Height adjustable front feet – Front ventilation through plinth – Climate class SN-T (suitable for ambient temperatures between 10 to 43°C) – Dimensions: 175.6 cm H x 91 cm W x 72.5 cm D
Included accessories	<ul style="list-style-type: none"> 1 x connection hose 1 x egg tray

* Actual energy consumption will depend on how the appliance is used and where it is located.



Classixx American style fridge freezer KAN62V41GB stainless steel look



Performance and consumption	<ul style="list-style-type: none"> – Energy efficiency class: A+ – Annual energy consumption 497 kWh (per year)* – Total net capacity: 604 litres – Net fridge capacity: 385 litres – Net freezer capacity: 219 litres – Noise level: 44dB (re1 pW)
Design features	<ul style="list-style-type: none"> – Stainless steel look high-door design and chrome inox metallic side panels – Left hinged, Right hinged door – Vertical door handle – Electronic Control for fridge and freezer with LED display – Removable magnetic door seals - easy to clean – Two separate cooling circuits allow independent temperature control and prevents the transference of humidity between the fridge and freezer cavity
Food freshness system	<ul style="list-style-type: none"> – MultiAirflow system - improves circulation of air around the fridge
Key features - fridge section	<ul style="list-style-type: none"> – SuperCool function with automatic deactivation – 2 vegetable/salad containers on telescopic rails with rippled base for improved air circulation – 4 safety glass shelves of which 3 are height adjustable – Extendable glass shelf – 1 dairy compartment in door – Door trays in fridge door: 2 large and 2 small – DayLight - bright interior fridge light (2x 25 Watt)
Key features - freezer section	<ul style="list-style-type: none"> – NoFrost, never have to defrost ever again – SuperFreeze function with automatic deactivation – Door trays in freezer door: 5 – 2 freezer drawers, drawers on telescopic rails (partially extendable) – 4 star freezer rating – Day light - bright interior freezer light (1x 25 Watt) – Freezing capacity in 24 hours: 12 kg – Maximum freezer storage time in power failure: 16 hours – LED temperature readout – Optical and acoustic door open warning signal – Freezer malfunction warning signal: optical, acoustic
Functions	<ul style="list-style-type: none"> – LED temperature readout – Optical and acoustic door open warning signal – Freezer malfunction warning signal: optical, acoustic
Dimension and installation	<ul style="list-style-type: none"> – Height adjustable front feet – Front ventilation through plinth – Climate class SN-T (suitable for ambient temperatures between 10 to 43°C) – Dimensions: 175.6 cm H x 91 cm W x 72.5 cm D





* Actual energy consumption will depend on how the appliance is used and where it is located.



Classixx American-style fridge freezer KAN58A55GB black edition	
<div><div>Energy A+</div><div>NoFrost</div><div>SafetyGlass</div><div>MultiAirflow</div><div>SuperCool</div><div>SuperFreeze</div><div>Electronic Control</div></div>	
Performance and consumption	<div><div>– Energy efficiency class: A+</div><div>– Annual energy consumption 460 kWh (per year)*</div><div>– Total net capacity: 531 litres</div><div>– Net fridge capacity: 356 litres</div><div>– Net freezer capacity: 175 litres</div><div>– Noise level: 45dB (re1 pW)</div></div>
Design features	<div><div>– Softline-Design</div><div>– Left hinged, right hinged door</div><div>– Vertical door handle</div><div>– Electronic Control for fridge and freezer with LED display</div><div>– Removable magnetic door seals - easy to clean</div><div>– 1 compressor</div></div>
Food freshness system	<div><div>– MultiAirflow system - improves circulation of air around the fridge</div><div>– 1 vegetable/salad container, 2 vegetable/salad containers with rippled base for improved air circulation</div></div>
Key features - fridge section	<div><div>– SuperCool function with automatic deactivation</div><div>– 3 safety glass shelves of which 2 are height adjustable</div><div>– Extendable glass shelf</div><div>– 1 dairy compartment in door</div><div>– Door trays in fridge door: 2 large and 2 small</div><div>– Interior fridge light (2x 25 Watt)</div></div>
Key features - freezer section	<div><div>– In-door ice and water dispenser: chilled water, crushed ice, ice cubes, water filter included. Dispenser features: child lock, on/off switch, LCD display, flow free ice cube system and water filter replacement indicator</div><div>– NoFrost, never have to defrost ever again</div><div>– SuperFreeze function with automatic deactivation</div><div>– Door trays in freezer door: 4</div><div>– 2 freezer drawers</div><div>– 4 star freezer rating</div><div>– Interior freezer light (1x 15W)</div><div>– Freezing capacity in 24 hours: 10 kg</div><div>– Maximum freezer storage time in power failure: 5 hours</div></div>
Functions	<div><div>– LED temperature readout</div><div>– Optical and acoustic door open warning signal</div></div>
Dimension and installation	<div><div>– Height adjustable front feet</div><div>– Front ventilation through plinth</div><div>– Climate class SN-T (suitable for ambient temperatures between 10 to 43°C)</div><div>– Dimensions: 180 cm H x 90 cm W x 67.45 cm D</div></div>
Included accessories	<div><div>1 x connection hose</div><div>1 x egg tray</div></div>

* Actual energy consumption will depend on how the appliance is used and where it is located.



	Wine cabinet KSW30V80GB silver/glass	Wine cabinet KTW18V80GB silver/glass
	 	 
Performance and consumption	<ul style="list-style-type: none"> – Energy efficiency class: C – Annual energy consumption 266 kWh (per year)* – Total net capacity: 360 litres – Convenience and safety – Noise level: 38dB (re1 pW) 	<ul style="list-style-type: none"> – Energy efficiency class: C – Annual energy consumption 153 kWh (per year)* – Total net capacity: 140 litres – Convenience and safety – Noise level: 38dB (re1 pW)
Design features	<ul style="list-style-type: none"> – This appliance is intended exclusively for the storage of wine – UV protected tinted glass door with aluminium frame – Silver door and silver side panels – Integrated vertical handle – Right hinged door – Interior fridge light – 9 shelves, of which 8 are height adjustable – Fit 120 wine bottles (0,75l) 	<ul style="list-style-type: none"> – This appliance is intended exclusively for the storage of wine – UV protected tinted glass door with aluminium frame – Silver door and silver side panels – Integrated vertical handle – Right hinged door – Interior fridge light – 4 safety glass shelves of which 3 are height adjustable – Fit 43 wine bottles (0,75l) – Interior fridge light 1x15W
Functions	<ul style="list-style-type: none"> – Electronic LED display – Removable magnetic door seals - easy to clean – 1 compressor – Automatic defrost fridge – Temperature range from 6-18°C 	<ul style="list-style-type: none"> – Electronic LED display – 1 compressor – Automatic defrost fridge – Temperature range from 6-18°C
Dimension and installation	<ul style="list-style-type: none"> – Height adjustable front feet – Climate class ST – Dimensions: 185 cm H x 59.5 cm W x 62 cm D 	<ul style="list-style-type: none"> – Height adjustable front feet – Climate class ST – Dimensions: 85 cm H x 59.5 cm W x 62 cm D

The Easy Access range.

A revolutionary storage concept. What makes Easy Access different from any other fridge is that it employs a system of pull-out drawers instead of traditional shelving. Being able to access all items without moving other items or excessive bending down makes this a truly innovative product.



Larger capacity

The new design utilises the interior space more efficiently than in a conventional fridge resulting in 28% bigger drawers and a 30% bigger salad compartment and allows storage of up to eight 1.5 litre upright bottles and six horizontal bottles.

Easier to clean

If anything does spill, the drawers contain liquids so they can't leak to other levels of the appliance. The smooth surface of the drawers is very easy to wipe clean, though the drawers can be removed easily if more thorough cleaning is required.



Excellent visibility

With the pull-out drawer system you can see exactly what you've got in your fridge without having to take everything out first.

Everything has its place

Everything – from bottles, to eggs and butter – is kept safe and securely in place thanks to space dividers and bottle grips.








The big fresh one

This dual-purpose drawer succeeds where traditional fridges fail. Not only does it provide more space for storing fruit and vegetables comfortably, it provides a home for bottles and tall items that need to be stored upright.

Two drawers in one





The ingeniously designed drawer ensures the best use of space within the appliance. The extra-deep section is ideally suited for storing taller items such as tins, bottles or jars while the shallow section creates space for bottle storage in the drawer below.



	Logixx Easy Access undercounter fridge KTR18PW20G white	Logixx Easy Access undercounter freezer GSV16PW20G white
	   	  
Performance and consumption	<ul style="list-style-type: none"> – Energy efficiency class: A+ – Annual energy consumption 118 kWh (per year)* – Total net capacity: 151 litres – Noise level: 39dB (re 1 pW) 	<ul style="list-style-type: none"> – Energy efficiency class: A+ – Annual energy consumption 180 kWh (per year)* – Total net capacity: 97 litres – Net freezer capacity: 97 litres – Noise level: 39dB (re 1 pW)
Design features	<ul style="list-style-type: none"> – Suitable for wheel chair users and people with back problems – White door and white side panels – Integrated horizontal handle – Right hinged, door reversible – Interior fridge light (1x 15 Watt) – LED Electronic Control – Removable magnetic door seals - easy to clean 	<ul style="list-style-type: none"> – White door and white side panels – Integrated horizontal handle – Right hinged, door reversible – 1x15W light – LED Electronic Control – Removable magnetic door seals - easy to clean – 1 compressor/1 cooling circuit
Food freshness system		<ul style="list-style-type: none"> – SuperFreeze function with automatic deactivation
Key features - fridge/freezer section	<ul style="list-style-type: none"> – Pull out fridge tray with rippled base for improved air circulation – 2 flexible bottle grippers – 4 pull out trays on telescopic rails that function as shelves – 4 safety glass shelves – 4 adjustable dividers – Automatic defrost fridge 	<ul style="list-style-type: none"> – Easy door opening with Air Channel System – Calendar frozen food – 4 star freezer rating – Freezing capacity in 24 hours: 18 kg – Maximum freezer storage time in power failure: 17 hours
Functions	<ul style="list-style-type: none"> – SuperCool function with automatic deactivation 	<ul style="list-style-type: none"> – Freezer malfunction warning signal: optical and acoustic warning system
Dimension and installation	<ul style="list-style-type: none"> – Height adjustable front feet – Climate class SN (suitable for ambient temperatures between 10 to 32°C) – Dimensions: 85 cm H x 60 cm W x 61.2 cm D 	<ul style="list-style-type: none"> – Height adjustable front feet – Climate class SN (suitable for ambient temperatures between 10 to 32°C) – Dimensions: 85 cm H x 60 cm W x 61.2 cm D
Included accessories	<ul style="list-style-type: none"> – 1 x egg tray 	





* Actual energy consumption will depend on how the appliance is used and where it is located.



	Exxcel undercounter fridge KTR16AW20G white	Exxcel undercounter freezer GSV16VW20G white
	 	 
Performance and consumption	<ul style="list-style-type: none"> – Energy efficiency class: A+ – Annual energy consumption 119 kWh (per year)* – Total net capacity: 152 litres – Noise level: 39dB (re 1 pW) 	<ul style="list-style-type: none"> – Energy efficiency class: A+ – Annual energy consumption 180 kWh (per year)* – Total net capacity: 97 litres – Noise level: 38dB (re 1 pW)
Design features	<ul style="list-style-type: none"> – White door and white side panels – Integrated horizontal handle – Right hinged door, door reversible – Interior fridge light (1x 15 Watt) – Mechanical control – Removable magnetic door seals - easy to clean 	<ul style="list-style-type: none"> – White door and white side panels – Integrated horizontal handle – Right hinged, door reversible – Mechanical control – Removable magnetic door seals - easy to clean – 1 compressor/1 cooling circuit
Food freshness system		<ul style="list-style-type: none"> – SuperFreeze function with automatic deactivation
Key features - fridge/freezer section	<ul style="list-style-type: none"> – 2 vegetable/salad containers with rippled base for improved air circulation – Bottle rack – 4 safety glass shelves, of which 2 are height adjustable – Automatic defrost fridge 	<ul style="list-style-type: none"> – Easy door opening with Air Channel System – Calendar frozen food – 4 star freezer rating – Freezing capacity in 24 hours: 18 kg – Maximum freezer storage time in power failure: 17 hours
Functions		<ul style="list-style-type: none"> – Freezer malfunction warning signal: optical and acoustic warning system
Dimension and installation	<ul style="list-style-type: none"> – Height adjustable front feet – Climate class SN-ST (suitable for ambient temperatures between 10 to 38°C) – Dimensions: 85 cm H x 60 cm W x 61.2 cm D 	<ul style="list-style-type: none"> – Height adjustable front feet – Climate class SN (suitable for ambient temperatures between 10 to 32°C) – Dimensions: 85 cm H x 60 cm W x 61.2 cm D
Included accessories	1 x egg tray	2 x ice packs





* Actual energy consumption will depend on how the appliance is used and where it is located.



	Exxcel undercounter fridge KTR16AL20G stainless steel look	Exxcel undercounter freezer GSV16AL20G stainless steel look
	 	 
Performance and consumption	<ul style="list-style-type: none"> – Energy efficiency class: A+ – Annual energy consumption 119 kWh (per year)* – Total net capacity: 152 litres – Noise level: 39dB (re 1 pW) 	<ul style="list-style-type: none"> – Energy efficiency class: A+ – Annual energy consumption 180 kWh (per year)* – Total net capacity: 97 litres – Noise level: 38dB (re 1 pW)
Design features	<ul style="list-style-type: none"> – Stainless steel look door and chrome inox metallic side panels – Integrated horizontal handle – Right hinged, door reversible – Interior fridge light (1x 15 Watt) – Mechanical control – Removable magnetic door seals - easy to clean 	<ul style="list-style-type: none"> – Stainless steel look door and chrome inox metallic side panels – Integrated horizontal handle – Right hinged, door reversible – Mechanical control – Removable magnetic door seals - easy to clean – 1 compressor/1 cooling circuit
Food freshness system		<ul style="list-style-type: none"> – SuperFreeze function with automatic deactivation
Key features - fridge/freezer section	<ul style="list-style-type: none"> – 2 vegetable/salad containers with rippled base for improved air circulation – Bottle rack – 4 safety glass shelves, of which 2 are height adjustable – Automatic defrost fridg 	<ul style="list-style-type: none"> – Calendar frozen food – 4 star freezer rating – Freezing capacity in 24 hours: 18 kg – Maximum freezer storage time in power failure: 17 hours
Functions		<ul style="list-style-type: none"> – Freezer malfunction warning signal: optical and acoustic warning system
Dimension and installation	<ul style="list-style-type: none"> – Height adjustable front feet – Climate class SN-ST (suitable for ambient temperatures between 10 to 38°C) – Dimensions: 85 cm H x 60 cm W x 61.2 cm D 	<ul style="list-style-type: none"> – Height adjustable front feet – Climate class SN (suitable for ambient temperatures between 10 to 32°C) – Dimensions: 85 cm H x 60 cm W x 61.2 cm D
Included accessories	<ul style="list-style-type: none"> – 1 x egg tray 	





* Actual energy consumption will depend on how the appliance is used and where it is located.



	Logixx Chest freezer GTM38A00G white	Exxcel Chest freezer GCM28AW30G white
	 	 
Performance and Consumption	<ul style="list-style-type: none"> – Energy efficiency class: A+ – Annual energy consumption 318 kWh (per year)* – Net freezer capacity: 365 litres – Noise level: 43dB (re1 pW) 	<ul style="list-style-type: none"> – Energy efficiency class: A++ – Annual energy consumption 219 kWh (per year)* – Net freezer capacity: 311 litres – Noise level: 43dB (re1 pW)
Design features	<ul style="list-style-type: none"> – White door and white side panels – horizontal bar handle – Economy setting – Mechanical control – Appliance lockable – Counterbalanced lid – Removable magnetic door seals - easy to clean – 1 compressor/1 cooling circuit 	<ul style="list-style-type: none"> – White door and white side panels – horizontal bar handle – Interior freezer light (1x 15W) – Mechanical control – Appliance lockable – Counterbalanced lid – Removable magnetic door seals - easy to clean – 1 compressor/1 cooling circuit
Food freshness system	<ul style="list-style-type: none"> – SuperFreeze function with automatic deactivation 	<ul style="list-style-type: none"> – SuperFreeze function with automatic deactivation
Key features - Freezer section	<ul style="list-style-type: none"> – 3 baskets factory supplied – Interior freezer light (1x 15W) – Defrost water outlet - for easy and convenient defrosting – Removable divider wall, can collect thaw water – Manual defrost freezer – 4 star freezer rating – Manual defrost freezer – Maximum freezer storage time in power failure: 50 hours 	<ul style="list-style-type: none"> – 2 baskets factory supplied – Interior freezer light (1x 15W) – easy door opening with Air Channel System – Defrost water outlet - for easy and convenient defrosting – Removable divider wall, can collect thaw water – Calendar frozen food – 4 star freezer rating – Freezing capacity in 24 hours: 20 kg – Maximum freezer storage time in power failure: 48 hours
Functions		<ul style="list-style-type: none"> – Freezer malfunction warning signal: LED
Dimension and installation	<ul style="list-style-type: none"> – Height adjustable front feet – Climate class SN-T (suitable for ambient temperatures between 10 and 43°C) – Dimensions: 88.5 cm H x 162.5 cm W x 64.2 cm D 	<ul style="list-style-type: none"> – Height adjustable front feet – Climate class SN-T (suitable for ambient temperatures between 10 and 43°C) – Dimensions: 91.6 cm H x 118 cm W x 74.3 cm D
Included accessories	1 x water defrost tray	1 x water defrost tray
Optional accessories		GTZ30011 Inserted basket

* Actual energy consumption will depend on how the appliance is used and where it is located.



	Exxcel Chest freezer GCM28AW20G white	Chest freezer GCM24AW20G white
	 	 
Performance and Consumption	<ul style="list-style-type: none"> – Energy efficiency class: A+ – Annual energy consumption 292 kWh (per year)* – Net freezer capacity: 311 litres – Noise level: 42dB (re1 pW) 	<ul style="list-style-type: none"> – Energy efficiency class: A+ – Annual energy consumption 259 kWh (per year)* – Net freezer capacity: 251 litres – Noise level: 42dB (re1 pW)
Design features	<ul style="list-style-type: none"> – White door and white side panels – Horizontal bar handle – Interior freezer light (1x 15W) – Mechanical control – Appliance lockable – Counterbalanced lid – Removable magnetic door seals - easy to clean – 1 compressor/1 cooling circuit 	<ul style="list-style-type: none"> – White door and white side panels – Horizontal bar handle – Interior freezer light (1x 15W) – Mechanical control – Appliance lockable – Counterbalanced lid – Removable magnetic door seals - easy to clean – 1 compressor/1 cooling circuit
Food freshness system	– SuperFreeze function with automatic deactivation	– SuperFreeze function with automatic deactivation
Key features - Freezer section	<ul style="list-style-type: none"> – 2 baskets factory supplied – Interior freezer light (1x 15W) – Easy door opening with Air Channel System – Defrost water outlet - for easy and convenient defrosting – Removable divider wall, which can be used for collecting thawing water – Calendar frozen food – 4 star freezer rating – Freezing capacity in 24 hours: 20 kg – Maximum freezer storage time in power failure: 45 hours 	<ul style="list-style-type: none"> – 2 baskets factory supplied – Interior freezer light (1x 15W) – Easy door opening with Air Channel System – Defrost water outlet - for easy and convenient defrosting – Removable divider wall, which can be used for collecting thawing water – Calendar frozen food – 4 star freezer rating – Freezing capacity in 24 hours: 16 kg – Maximum freezer storage time in power failure: 44 hours
Functions	– Freezer malfunction warning signal: LED	– Freezer malfunction warning signal: LED
Dimension and installation	<ul style="list-style-type: none"> – Height adjustable front feet – Climate class SN-T (suitable for ambient temperatures between 10 and 43°C) – Dimensions: 91.6 cm H x 118 cm W x 74.3 cm D 	<ul style="list-style-type: none"> – Height adjustable front feet – Climate class SN-T (suitable for ambient temperatures between 10 and 43°C) – Dimensions: 91.6 cm H x 101 cm W x 74.3 cm D
Included accessories	1 x water defrost tray	1 x water defrost tray
Optional accessories		GTZ30011 Inserted basket

* Actual energy consumption will depend on how the appliance is used and where it is located.

Fridge and wine cabinet specifications

UNDER COUNTER FRIDGES				UPRIGHT FRIDGES					WINE CABINETS			
	Logixx	Exxxel		Logixx	Exxxel				Classixx			
MODEL	KTR 18PW20G	KTR 16AL20G	KTR 16AW20G	KSV 36AW40G	KSV 36AW30G	KSV 36VW30G	KSV 36VL30G	KSV 33VW30G	KSR 38N11GB	KSR 30N11GB	KSW 30V80GB	KTW 18V80GB
Featured on page	P115	P117	P116	P88	P89	P91	P92	P93	P94	P95	P113	P113
PERFORMANCE AND CONSUMPTION												
Energy efficiency class	A+	A+	A+	A+++	A++	A++	A++	A++	A+	A+	C	B
Annual energy consumption	118	119	119	75	112	112	112	110	152	142	266	153
Refrigerator net capacity	151	152	152	346	346	346	346	324	355	287	-	-
Total unit net capacity	litres	-	-	-	-	-	-	-	-	-	360	140
Capacity in 0.75l (bordeaux bottles)	-	-	-	-	-	-	-	-	-	-	120	43
Noise level dB (re 1pW)	39	39	39	38	39	39	39	39	39	39	38	38
DESIGN FEATURES												
Main colour of product	White	Inox-look	White	White	White	White	Inox-look	White	White	White	Silver	Silver
Colour of sides	White	Chrome Inox-metallic	White	White	White	White	Chrome Inox-metallic	White	White	White	-	-
Type of handle	Integrated horizontal	Integrated horizontal	Integrated horizontal	Bar	Bar	Bar	Bar	Bar	Bar	Bar	-	-
Reversible Door, hinged right	●	●	●	-	-	-	-	-	●	●	-	-
Door hinge	-	-	-	Left, reversible	Left, reversible	Left, reversible	Left, reversible	Left, reversible	Left, reversible	Left, reversible	-	-
LED light	-	-	-	●	●	●	●	●	-	-	-	-
Light	●	●	●	-	-	-	-	-	●	●	-	-
Number of compressors	1	1	1	1	1	1	1	1	1	1	-	-
Number of cooling circuits	1	1	1	1	1	1	1	1	1	1	-	-
Number of evaporators	-	-	-	1	1	1	1	1	-	-	-	-
Number of independent cooling systems	-	-	-	-	-	-	-	-	-	-	1	1
Number of temperature zones	-	-	-	-	-	-	-	-	-	-	1	1
Range of temperature	°C	-	-	-	-	-	-	-	-	-	6-18	6-18
FOOD FRESHNESS SYSTEM												
Interior ventilator	-	-	-	●	●	●	●	●	-	-	-	-
Humidity control drawer	-	-	-	●	●	●	●	●	-	-	-	-
Food preservation containers	All containers on telescopic rails	2 vegetable box	2 vegetable box	HydroFresh / ChillerBox	HydroFresh / ChillerBox	CrisperBox	CrisperBox	CrisperBox	-	-	-	-
Anti bacterial air filter	-	-	-	-	-	-	-	-	-	-	-	-
KEY FEATURES - FRIDGE SECTION												
Bottle rack in fridge	-	-	-	●	●	●	●	●	-	-	-	-
Fully extendable glass shelves for easy reach	-	-	-	●	●	-	-	-	7	-	-	-
Number of glass safety shelves	-	-	-	7	7	7	7	7	7	5	-	-
FlexShelf for additional storage	-	-	-	●	●	-	-	-	-	-	-	-
Number of shelves in door (including EasyLift)	-	-	-	4	5	5	5	5	5	4	-	-
EasyLift flexible shelf in door	-	-	-	●	●	-	-	-	-	-	-	-
Thermometer	-	-	-	Digital 7 segment	Digital 7 segment	Digital 7 segment	Digital LED	Digital LED	-	-	-	-
Number of adjustable shelves	-	-	-	5	5	5	5	5	5	4	-	-
Number of door bins in fridge	-	-	-	2	2	2	2	2	-	-	-	-
Number of shelves	4	4	4	-	-	-	-	-	-	-	-	-
Number of height adjustable shelves	-	2	2	-	-	-	-	-	-	-	-	-
Number of door bins	2	3	3	-	-	-	-	-	-	-	-	-
Number of door shelves	-	4	4	-	-	-	-	-	-	-	-	-
Shelves for bottles	Tall compartment for bottles to stand upright	●	●	-	-	-	-	-	-	-	-	-
Included accessories: egg tray, bottle gripper	1 / 1	1 / 1	1 / 1	-	-	-	-	-	-	-	-	-
Included accessories: egg tray	-	-	-	1	1	1	1	1	1	1	-	-
KEY FEATURES - WINE COOLER												
Number of shelves	-	-	-	-	-	-	-	-	-	-	9	4
Number of adjustable shelves	-	-	-	-	-	-	-	-	-	-	8	3
Type of glass door	-	-	-	-	-	-	-	-	-	-	2 glass panels, UV-filter	2 glass panels, UV-filter
Door hinge	-	-	-	-	-	-	-	-	-	-	Right	Right
FUNCTIONS												
Defrost process fridge section	Automatic	Automatic	Automatic	-	-	-	-	-	-	-	-	-
Electronic display	-	-	-	1 x LED display	1 x LED display	1 x LED display	1 x LED display	1 x LED display	-	-	-	-
Fast cooling switch	-	-	-	●	●	●	●	●	-	-	-	-
DIMENSION AND INSTALLATION												
Climate class	SN	SN-ST	SN-ST	SN-T	SN-T	SN-T	SN-T	SN-T	SN-T	SN-T	ST	ST
Height of the product	mm 850	850	850	1860	1860	1860	1860	1760	1860	1560	1850	850
Width of the product	mm 600	600	600	600	600	600	600	600	600	600	595	595
Depth of the product	612	612	612	650	650	650	650	650	650	650	620	620
Depth with open door 90°	mm 1170	1170	1170	-	-	-	-	-	-	-	-	1135
Temperature display fridge	Exterior analogue	Interior digital	Interior digital	-	-	-	-	-	-	-	-	-
Type of control	Electronic	Mechanical	Mechanical	-	-	-	-	-	Mechanical	Mechanical	-	-
EAN code	4242002672748	4242002676678	4242002676661	4242002693958	4242002696072	4242002696065	4242002721668	4242002692340	-	-	4242002465555	4242002465548

¹ EC rating scheme designed to compare energy efficiency of comparable appliances.

² Climate Class SN: Room temperatures +10°C to +32°C

Climate Class N: Room temperatures +16°C to +32°C

Climate Class ST: Room temperatures +18°C to +38°C

Climate Class T: Room temperatures +18°C to +43°C

³ Freezer at -18°C or less, for fresh & frozen food.

⁴ Freezer capacity quoted may only be attained by switching to constant operation and not on a 24 hour basis.

⁵ Temperature increases from -18°C to -9°C, time taken is when appliance is full. When only partially stocked, less time is involved.

⁶ Actual energy consumption will depend on how the appliance is used and where it is located.

As a guideline A++ means very economical, A+ economical, A is average, and B-G represents a high consumption. Consumption rates are quoted to assist comparisons for different appliances. During actual operation, consumption may vary slightly. All cooling appliances require adequate ventilation (min. 200cm²) Please refer to user / installation instructions. Wine coolers require a ventilation distance of 4cm around the appliance for optimum performance on installation.

Data in this table valid as March 2012.

Subject to modification without prior notice

Freezer specifications

UNDER COUNTER FREEZERS				UPRIGHT FREEZERS				CHEST FREEZERS					
	Logixx	Exxcel		Logixx	Exxcel			Classixx					
MODEL	GSV 16VW20G	GSV 16AL20G	GSV 16PW20G	GSN 36AW30G	GSN 36VW30G	GSN 36VL30G	GSN 33VW30G	GSD 34N11GB	GSD 26N11GB	GCM 24AW20G	GCM 28AW20G	GCM 28AW30G	GTM 38A00GB
Featured on page	P116	P117	P115	P90	P91	P92	P93	P94	P95	P119	P119	P118	P118
PERFORMANCE AND CONSUMPTION													
Energy efficiency class	A+	A+	A+	A++	A++	A++	A++	A+	A+	A+	A+	A++	A+
Annual energy consumption kWh	180	180	180	234	234	234	225	290	249	260	292	219	318
Freezer net capacity litres	97	97	97	237	237	237	220	248	199	251	311	311	292
Noise level dB (re 1pW)	38	38	39	42	42	42	42	40	40	42	43	43	42
DESIGN FEATURES													
Main colour of product	White	Inox-look	White	White	White	Inox-look	White	White	White	White	White	White	White
Colour of sides	White	Chrome inox-metallic	White	White	White	Chrome inox-metallic	White	White	White	-	-	-	-
Type of handle	Integrated horizontal	Integrated horizontal	Integrated horizontal	-	-	-	-	-	-	Aluminium horizontal bar	Aluminium horizontal bar	Aluminium horizontal bar	Aluminium horizontal bar
Reversible door, hinged right	●	●	●	●	●	●	●	●	●	-	-	-	-
LED light	-	-	-	●	-	-	-	-	-	-	-	-	-
Light	-	-	●	-	-	-	-	-	1	●	●	●	●
Defrost process	Manual	Manual	Manual	-	-	-	-	-	-	Manual	Manual	Manual	Manual
Number of compressors	1	1	1	1	1	1	1	1	1	1	1	1	1
Number of cooling circuits	1	1	1	1	1	1	1	1	-	1	1	1	1
Number of evaporators	-	-	-	1	1	1	1	-	-	-	-	-	-
FOOD FRESHNESS SYSTEMS													
Temperature adjustable	-	-	-	●	●	●	●	●	●	-	-	-	-
KEY FEATURES - FREEZER SECTION													
No Frost system	-	-	-	●	●	●	●	-	-	-	-	-	-
Number of drawers (including BigBox)	4	4	4	5	5	5	5	5	5	2	2	2	-
Number of freezing flaps	0	0	0	2	2	2	2	3	1	-	-	-	-
Shelf material	-	-	-	Glass	Glass	Glass	Glass	-	-	-	-	-	-
Counterbalanced lockable lid	-	-	-	-	-	-	-	-	-	●	●	●	-
Included accessories: ice packs	-	2	-	-	-	-	-	-	-	-	-	-	-
Included accessories: ice packs, ice cube tray	-	-	-	3 / -	2 / -	2 / -	2 / -	- / -	- / -	-	-	-	-
Included accessories	-	-	-	-	-	-	-	-	-	1 x water defrost tray	1 x water defrost tray	1 x water defrost tray	1 x water defrost tray
Optional accessories	-	-	-	KSZ36AW00	KSZ36AW00	KSZ36AL00	KSZ36AW00	-	-	-	-	-	-
FUNCTIONS													
Type of control	Mechanical	Mechanical	Electronic	-	-	-	-	-	-	-	-	-	Mechanical
Fast freezing switch	●	●	●	●	●	●	●	●	●	●	●	●	●
Temperature adjustable	●	●	●	-	-	-	-	-	-	-	-	-	-
Thermometer	Analogue	Analogue	Digital	Digital	Digital	Digital	Digital	None	None	-	-	-	-
DIMENSION AND INSTALLATION													
Climate class	SN	SN	SN	SN-T	SN-T	SN-T	SN-T	SN-T	SN-T	SN-T	SN-T	SN-T	-
Connection rating	W	-	-	90	90	90	90	90	90	-	-	-	90
Height of the product	mm 850	850	850	1860	1860	1860	1760	1860	1560	916	916	916	890
Width of the product	mm 600	600	600	600	600	600	600	600	600	1010	1180	1180	1350
Depth of the product	612	612	612	650	650	650	650	650	650	743	743	743	642
Depth with open door 90°	mm 1170	1170	1170	-	-	-	-	1170	1170	-	-	-	-
EAN code	4242002676647	4242002676654	4242002672731	4242002693798	4242002693910	4242002693804	4242002693781	4242002570723	4242002570662	4242002711867	4242002711874	4242002710808	

¹ EC rating scheme designed to compare energy efficiency of comparable appliances.

² Climate Class SN: Room temperatures +10°C to +32°C
Climate Class N: Room temperatures +16°C to +32°C
Climate Class ST: Room temperatures +18°C to +38°C
Climate Class T: Room temperatures +18°C to +43°C

³ Freezer at -18°C or less, for fresh & frozen food.

⁴ Freezer capacity quoted may only be attained by switching to constant operation and not on a 24 hour basis.

⁵ Temperature increases from -18°C to -9°C, time taken is when appliance is full. When only partially stocked, less time is involved.

⁶ Actual energy consumption will depend on how the appliance is used and where it is located.

As a guideline A++ means very economical, A+ economical, A is average, and B-G represents a high consumption. Consumption rates are quoted to assist comparisons for different appliances. During actual operation, consumption may vary slightly. All cooling appliances require adequate ventilation (min. 200cm²) Please refer to user / installation instructions. Wine coolers require a ventilation distance of 4cm around the appliance for optimum performance on installation.

Data in this table valid as March 2012.
Subject to modification without prior notice

Fridge freezer specifications

FRIDGE FREEZERS												
Logixx						Exccel						
MODEL	KGN 36SM30	KGN 49AW24G	KGN 39AL32G	KGN 39AW32G	KGN 36AW32G	KGN 39VL30G	KGN 36VW30G	KGN 34VI20G	KGN 34VL20G	KGN 34VB20G	KGN 34VW20G	KGN 30VL20G
Featured on page	P97	P98	P99	P99	P100	P101	P102	P103	P103	P103	P103	P104
PERFORMANCE AND CONSUMPTION												
Energy efficiency class	A++	A+	A++	A++	A++	A++	A++	A+	A+	A+	A+	A+
Annual energy consumption	kWh 238	345	260	260	238	242	219	309	309	309	309	279
Total unit net capacity	litres -	-	-	-	-	-	-	-	-	-	-	-
Refrigerator net capacity	litres 219	307	219	219	219	221	221	186	186	186	186	186
Freezer net capacity	litres 66	82	94	94	66	94	66	94	94	94	94	66
Noise level dB (re 1pW)	43	43	43	43	43	43	43	42	42	42	42	42
DESIGN FEATURES												
Main colour of product	Stainless steel	White	Inox-look	White	White	Inox-look	White	Inox-easyclean	Inox-look	Black	White	Inox-look
Colour of sides	Chrome inox-metallic	White	Chrome Inox-metallic	White	White	Chrome inox-metallic	White	Chrome inox-metallic	Chrome inox-metallic	Silver	White	Chrome Inox-metallic
Type of handle	Integrated	Bar	Bar	Bar	Bar	Bar	Bar	Bar	Bar	Bar	Bar	Bar
Reversible door, hinged right	●	●	●	●	●	●	●	●	●	●	●	●
LED light	●	●	●	●	●	●	●	●	●	●	●	●
Door hinge	-	-	-	-	-	-	-	-	-	-	-	-
Number of compressors	1	1	1	1	1	1	1	1	1	1	1	1
Number of cooling circuits	2	2	2	2	2	2	2	2	2	2	2	2
Number of evaporators	-	-	-	-	-	-	-	-	-	-	-	-
Number of temperature zones (fridge)	2	1	2	2	2	1	1	1	1	1	1	1
FOOD FRESHNESS SYSTEMS												
Range of temperatures	°C -	-	-	-	-	-	-	-	-	-	-	-
Humidity control drawer	-	-	-	-	-	-	-	-	-	-	-	-
Anti Bacterial	-	-	-	-	-	-	-	-	-	-	-	-
Food preservation containers	HydroFresh / ChillerBox	HydroFresh / ChillerBox	HydroFresh / ChillerBox	HydroFresh / ChillerBox	HydroFresh / ChillerBox	CrisperBox / ChillerBox	CrisperBox / ChillerBox	CrisperBox	CrisperBox	CrisperBox	CrisperBox	CrisperBox
MultiAirflow system	●	●	●	●	●	●	●	●	●	●	●	●
KEY FEATURES - FRIDGE SECTION												
Fully extendable glass shelves for easy reach	●	●	●	●	●	-	-	-	-	-	-	-
Number of glass safety shelves	3	4	3	3	3	4	4	4	4	4	4	4
FlexShelf for additional storage	-	-	-	-	-	-	-	-	-	-	-	-
Number of shelves in door (including EasyLift)	3	4	3	3	3	3	3	3	3	3	3	3
EasyLift flexible shelf in door	-	-	-	-	-	-	-	-	-	-	-	-
Thermometer	Digital	Digital	Digital	Digital	Digital	-	-	-	-	-	-	-
Range of temperature	°C 0, 4-8	4-8	0, 4-8	0, 4-8	0, 4-8	4-8	4-8	4-8	4-8	4-8	4-8	4-8
Number of door bins in fridge	1	2	1	1	1	1	1	2	2	2	2	2
Included accessories: egg trays	2	2	2	2	3	1	1	1	1	1	1	1
No. of temperature zones fridge	-	-	-	-	-	-	-	-	-	-	-	-
Shelves for bottles	-	-	-	-	-	-	-	-	-	-	-	-
Can holder	-	-	-	-	-	-	-	-	-	-	-	-
Number of glass safety shelves in fridge compartment	-	-	-	-	-	-	-	-	-	-	-	-
Number of adjustable shelves in fridge compartment	-	-	-	-	-	-	-	-	-	-	-	-
Type of shelves	-	-	-	-	-	-	-	-	-	-	-	-
Drawers with telescopic rails	-	-	-	-	-	-	-	-	-	-	-	-
Number of door bins in fridge	-	-	-	-	-	-	-	-	-	-	-	-
EasyLift flexible shelf in door	-	-	-	-	-	-	-	-	-	-	-	-
Fast cooling switch	-	-	-	-	-	-	-	-	-	-	-	-
KEY FEATURES - FREEZER SECTION												
Number of draws (including BigBox)	3	3	3	3	3	3	3	3	3	3	3	3
Included accessories: ice packs, berry tray, ice cube tray	2 / 1 / 3	2 / 1 / 2	2 / 1 / 3	2 / 1 / 3	2 / 1 / 2	- / 1 / 1	- / 1 / 1	- / 1 / 1	- / 1 / 1	- / 1 / 1	- / 1 / 1	- / 1 / 1
Frost free system	-	-	-	-	-	-	-	-	-	-	-	-
Fast freezing switch	-	-	-	-	-	-	-	-	-	-	-	-
Shelf adjustability	-	-	-	-	-	-	-	-	-	-	-	-
Automatic motor-driven ice-maker	-	-	-	-	-	-	-	-	-	-	-	-
Water filter replacement indicator	-	-	-	-	-	-	-	-	-	-	-	-
Water tank	-	-	-	-	-	-	-	-	-	-	-	-
Dispenser - crushed ice, ice cubes, quick ice, water, water filter	-	-	-	-	-	-	-	-	-	-	-	-
Included accessories: ice-packs/connection hose/egg tray	-	-	-	-	-	-	-	-	-	-	-	-
FUNCTIONS												
Electronic display	2 x LED display	2 x LED display	2 x LED display	2 x LED display	2 x LED display	1 x LED display	1 x LED display	1 x LED display	1 x LED display	1 x LED display	1 x LED display	1 x LED display
Fast freezing switch	●	●	●	●	●	●	●	●	●	●	●	●
DIMENSIONS AND INSTALLATION												
Climate class	SN-T	SN-T	SN-T	SN-T	SN-T	SN-T	SN-T	SN-T	SN-T	SN-T	SN-T	SN-T
Height of the product	mm 1850	2000	2000	2000	1850	2010	1860	1850	1850	1850	1850	1700
Width of the product	mm 600	700	600	600	600	600	600	600	600	600	600	600
Width with opened door (90°)	mm 610	750	650	650	650	650	650	640	640	640	640	640
Depth of the product	mm 640	650	650	650	650	650	650	650	650	650	650	650
EAN code	4242002641836	4242002703589	4242002713427	4242002713410	4242002713403	4242002657653	4242002657714	4242002710730	4242002709260	4242002709277	4242002709284	4242002709253


¹ EC rating scheme designed to compare energy efficiency of comparable appliances.

² Climate Class SN- Room temperatures +10°C to +32°C

Climate Class N: Room temperatures +16°C to +32°C

Climate Class ST: Room temperatures +18°C to +38°C

Climate Class T: Room temperatures +18°C to +43°C

³  Freezer at -18°C or less, for fresh & frozen food.

⁴ Freezer capacity quoted may only be attained by switching to constant operation and not on a 24 hour basis.

⁵ Temperature increases from -18°C to -9°C, time taken is when appliance is full. When only partially stocked, less time is involved.

⁶ Actual energy consumption will depend on how the appliance is used and where it is located.

As a guideline A++ means very economical, A+ economical, A is average, and B-G represents a high consumption. Consumption rates are quoted to assist comparisons for different appliances. During actual operation, consumption may vary slightly. All cooling appliances require adequate ventilation (min. 200cm²) Please refer to user / installation instructions. Wine coolers require a ventilation distance of 4cm around the appliance for optimum performance on installation.

Data in this table valid as March 2012.
Subject to modification without prior notice.

AMERICAN STYLE

	Classixx									Logixx	Exxel	Classixx	
	KGN 30VW20G P104	KGE 49AW30G P105	KGE 36AW30 P105	KGE 36AW40G P96	KGv 39VW31G P106	KGv 36VL31G P107	KGv 36VW31G P107	KGv 33VW31G P106	KGv 36NW20G P107	KAD 62S21 P109	KAD 62V40GB P110	KAN 62V41GB P111	KAN 58A55GB P112
	A+	A++	A++	A+++	A++	A++	A++	A++	A+	A+	A+	A+	A+
	279	256	223	149	238	227	227	219	274	464	455	497	460
	-	-	-	-	-	-	-	-	-	528	562	604	531
	186	301	215	211	250	215	215	194	215	351	385	385	356
	66	112	89	89	94	94	94	94	94	177	177	219	175
	42	39	39	38	39	39	39	39	39	44	44	44	45
	White White	White White	White White	White White	White White	Inox-look Chrome Inox- metallic	White White	White White	White White	White Silver	Inox-look Chrome inox- metallic	Inox-look Chrome Inox- metallic	Black Black
	Bar	Bar	Bar	Bar	Integrated	Integrated	Integrated	Integrated	Integrated	Vertical bar handle	Vertical bar handle	Vertical bar handle	Vertical bar handle
	●	●	●	●	●	●	●	●	●	-	-	-	-
	-	-	-	-	-	-	-	-	-	Left and right	Left and right	Left and right	Left and right
	1	1	1	1	1	1	1	1	1	1	1	1	1
	2	2	2	2	1	1	1	1	1	2	2	2	1
	-	2	2	2	2	2	2	2	2	2	2	2	-
	1	1	1	1	1	1	1	1	1	-	-	-	-
	-	-	-	-	-	-	-	-	-	0, 4-8	4-8	4-8	4-8
	-	-	-	-	-	-	-	-	-	●	●	-	-
	-	-	-	-	-	-	-	-	-	-	●	●	-
	CrisperBox	ChillerBox	ChillerBox	ChillerBox	CrisperBox	CrisperBox	CrisperBox	CrisperBox	CrisperBox	CoolBox	CoolBox	CoolBox	CoolBox
	●	-	-	-	-	-	-	-	-	●	●	●	●
	-	-	-	-	-	-	-	-	-	-	-	-	-
	4	5	4	4	5	4	4	4	4	-	-	-	-
	-	-	●	●	-	-	-	-	-	-	-	-	-
	3	4	3	3	4	3	3	3	3	-	-	-	-
	-	●	●	●	-	-	-	-	-	-	-	-	-
	-	Digital	Digital	Digital	Analogue	Analogue	Analogue	Analogue	Analogue	-	-	-	-
	4-8	4-8	4-8	4-8	4-8	4-8	4-8	4-8	4-8	-	-	-	-
	2	2	1	1	2	1	1	1	2	-	-	-	-
	1	1	1	1	1	1	1	1	1	-	-	-	-
	-	-	-	-	-	-	-	-	-	2	1	1	1
	-	-	-	-	-	-	-	-	-	●	-	-	-
	-	-	-	-	-	-	-	-	-	●	-	-	-
	-	-	-	-	-	-	-	-	-	4	4	4	3
	-	-	-	-	-	-	-	-	-	3	3	3	2
	-	-	-	-	-	-	-	-	-	Full Extension	Full Extension	Full Extension	Stationary
	-	-	-	-	-	-	-	-	-	Full Extension	Partial Extension	Partial Extension	-
	-	-	-	-	-	-	-	-	-	2	2	2	2
	-	-	-	-	-	-	-	-	-	●	●	●	-
	-	-	-	-	-	-	-	-	-	●	●	●	●
	3	3	3	3	3	3	3	3	3	-	-	-	-
	- / 1 / 1	- / 1 / 1	2 / - / 1	2 / - / 1	- / - / 1	- / - / 1	- / - / 1	- / - / 1	- / - / 1	-	-	-	-
	-	-	-	-	-	-	-	-	-	Full	Full	Full	Full
	-	-	-	-	-	-	-	-	-	●	●	●	●
	-	-	-	-	-	-	-	-	-	●	●	●	-
	-	-	-	-	-	-	-	-	-	●	●	-	●
	-	-	-	-	-	-	-	-	-	●	●	-	●
	-	-	-	-	-	-	-	-	-	●	●	-	●
	-	-	-	-	-	-	-	-	-	●	●	-	●
	-	-	-	-	-	-	-	-	-	2 / 1 / 1	- / 1 / 1	-	-
	1 x LED display	2 x LED display	2 x LED display	2 x LED display	1 x LED display	1 x LED display	1 x LED display	1 x LED display	1 x LED display	1 LCD display	2 x LED display	2 x LED display	2 x LED display
	●	●	●	●	●	●	●	●	●	-	-	-	-
	SN-T	SN-T	SN-T	SN-T	SN-T	SN-T	SN-T	SN-T	SN-T	SN-T	SN-T	SN-T	SN-T
	1700	2010	1860	1860	2010	1860	1860	1760	1860	1756	1756	1756	1800
	600	700	600	600	600	600	600	600	600	910	910	910	900
	640	-	-	-	-	-	-	-	-	726	725	725	674
	650	650	650	650	650	650	650	650	650	1158	1158	1158	1144
	4242002709246	4242002710174	4242002618876	4242002711126	4242002710211	4242002710198	4242002710181	4242002710167	4242002654218	4242002633572	4242002512464	4242002645681	4242002642121

¹ EC rating scheme designed to compare energy efficiency of comparable appliances.

² Climate Class SN: Room temperatures +10°C to +32°C

Climate Class N: Room temperatures +16°C to +32°C

Climate Class ST: Room temperatures +18°C to +38°C

Climate Class T: Room temperatures +18°C to +43°C

³ Freezer at -18°C or less, for fresh & frozen food.










⁴ Freezer capacity quoted may only be attained by switching to constant operation and not on a 24 hour basis.









⁵ Temperature increases from -18°C to -9°C, time taken is when appliance is full. When only part







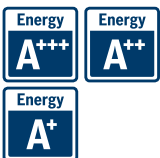
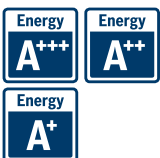

As a guideline A++ means very economical, A+ economical, A is average, and B-G represents a high consumption. Consumption rates are quoted to assist comparisons for different appliances. During actual operation, consumption may vary slightly. All cooling appliances require adequate ventilation (min. 200cm²) Please refer to user / installation instructions. Wine coolers require a ventilation distance of 4cm around the appliance for optimum performance on installation.








Data in this table valid as March 2012.
Subject to modification without prior notice

A quick reference guide to Bosch product features.















0-10	
1.05kWh 	Refers to the amount of electricity used on the Economy 50°C programme to wash a full dishwasher load.
2 Cooling Systems 	Separate evaporators for the fridge and freezer sections prevent the transfer of flavours and allow the fridge and freezer temperatures to be controlled separately.
Water 6L 	Refers to the litres of water used on the Economy 50°C programme to wash a full dishwasher load.
7kg 	On home laundry, refers to washing capacity.
12+2 	Refers to number of place settings the dishwasher can accommodate.
44dB 	Refers to maximum operating noise levels in decibels. Most Bosch appliances operate at a very quiet level.
A	
AirFreshFilter and Antibacterial system 	The 2 part antibacterial system contains a charcoal carbon filter for reducing odours and now the addition of a fleece with a naturally occurring antimicrobial system ensures that any micro-organisms that are collected are removed, ensuring that mould and odours cannot survive to cause a harmful build up of bacteria, which means fridge freezers stay hygienic for a lifetime.
ActiveSteam Technology 	ActiveSteam technology practically eliminates the need for ironing. Shirts come out of the dryer crease-free and ready to go on the hanger.
ActiveWater 	Flow sensors 'assess' each load individually so that only the exact amount of water is used for any load and not a single drop of water is wasted.










AquaSensor 	The AquaSensor III saves up to 4 litres of water by checking the degree of soiling in the prerinse water and re-using filtered water where appropriate.
AquaStop 	Cuts off the water supply in case of leaks, even when the machine is switched off, for complete peace of mind.
B	
Big Box 	This 32 litre extra large freezer drawer (26cm instead of 18cm high) means you can store bulky frozen goods or stack freezer containers. An added benefit is you can take it shopping with you and load your frozen food directly into the Big Box.
Bottle rack 	Allows you to stack up to six wine bottles in a pyramid configuration. Selected models feature the space-saving clip-on chrome bottle rack, which hangs underneath a shelf, or the premium full-width chrome bottle rack.
C	
Chiller Box 	The recommended storage area for meat, fish and ready-meals, this high performance chiller compartment is 2 degrees lower temperature than the rest of the fridge, which helps to keep your food fresh, flavoursome and nutritious for longer.
CrisperBox vegetable drawer 	Offers a bumper 37% more storage space for your fruit and vegetables. The manual humidity adjustment lever also stores them in the ideal environment so food stays fresher for longer.
D	
DuoPower™ 	A double spray arm in the top basket of 45cm dishwashers ensures optimum water circulation to all corners of the dishwasher.
DuoTronic 	The Duotronic system determines how dry, soft and fluffy your washing will be by precisely monitoring the drying process. Sensors measure the temperature constantly and automatically. Using the temperature difference, remaining moisture and the degree of drying selected, no time or energy is wasted.







E	
EasyLift 	This safety glass shelf can be raised or lowered without emptying it first, perfect for when you need additional storage for smaller items.
EcoPerfect	Our new VarioPerfect™ system gives you an EcoPerfect option, which uses up to 30% less energy than A energy rating.
EcoSilence Drive™ 	A revolutionary, super-quiet brushless motor that achieves maximum power with minimum energy loss.
Electronic Control 	User-friendly integrated control panel for precise temperature setting, with independent control for the fridge and freezer.
Extendable glass shelves 	Our shelves glide in and out effortlessly, enabling you to reach your food from the back as well as the front of the fridge.
Energy Efficiency	
Dishwashers  	Dishwashers with A++ rating consume on average 21% less energy than class A products. A+ dishwashers consume on average 11% less energy than the already efficient A rated appliances.
Refrigeration 	Fridge and freezer models with an A+++ energy rating require 60% less energy than an equally sized appliance with energy label class A. A++ energy rating requires 40% less energy and A+ appliances use 20% less energy.
	Laundry products with an A+++ rating are up to 32% more energy efficient than already efficient class A products. A++ means that the appliance is 24% more efficient than A and A+ is 10% more efficient than A.
Washing machines	
	50% more energy efficient than an A rated tumble dryer.
Tumble dryers	

F	
Freezer compartments 	Bosch freezer compartments allow food to be stored below –18°C so that it can be stored for longer. As it is a 4 star compartment you can freeze fresh food.
FreshProtect Box 	A separate compartment with independent temperature control to keep food fresher for longer. With 3 temperature settings: 4°C, 2°C and 0°C, it can be used for different foods like, fish, meat, vegetables, fruit or dairy.
Full Drawer Access	Available on fridge freezers, upright fridges and freezers, you can enjoy full access to the drawers by just opening the door to 180 degrees. So you can place your fridge freezer next to a wall knowing that you can still have complete access to the drawers.
H	
Heat Exchanger 	An extremely energy efficient method of heating water, the Heat Exchanger maximises performance and minimises the risk of thermal shock which can cause cracks or breakages.
Half Load 	If you don't have enough for a full load, just load crockery, pots and pans anywhere in your dishwasher and the half load option will reduce the programme time and use up to 30% less water.
Holiday mode	The temperature in the fridge compartment (not the freezer) is automatically set at +14°C to save energy while you're away.
HydroFresh 	This vegetable drawer allows adjustment of the humidity levels to maximise the shelf life of fruit and vegetables, so that they can be kept up to twice as long. Telescopic rails allow you to pull out the drawer for complete access.
Hygiene Extra 	Select the Hygiene Extra option for a hotter final rinse – perfect for cooking utensils, glass jars, chopping boards and baby bottles.
I	
Intensive Zone 	Cleans heavily soiled saucepans and fragile items at the same time thanks to an extra-intensive wash on the bottom basket.

A quick reference guide to Bosch product features.

Intensive 70°C	An intense, high temperature wash, ideal for removing very adhesive dried or burned on food.
L	
LED Light 	Brilliant, even light to help you see inside the whole fridge interior more clearly, ensuring that you use your fridge space as efficiently as possible.
Load Sensor 	Measures the load and adjusts water consumption accordingly.
LowFrost 	This convenient feature means that there is 50% less ice creation on the freezer housing walls, reducing the time it takes to defrost by 50%.
M	
MultiSafe 	All Bosch washing machines are designed with safety in mind. The Multisafe system includes a highly pressure-resistant water supply hose and overflow prevention, to the electronic lock that prevents the porthole from being opened unintentionally mid-cycle.
MultiAirflow Cooling 	Improves circulation of air, regulating temperature and humidity levels, and eradicating condensation build-up, so your food stays fresher for longer.
N	
NoFrost 	Eliminates the formation of ice on food and the freezer interior, meaning you never have to worry about defrosting again.
No side clearance needed	All our freestanding fridge freezers, upright fridges and freezers do not require any space on either side for ventilation. This means that you can slide your appliance neatly into the space without taking up any extra space – so a 60cm fridge fits into a 60cm gap.
R	
Rackmatic 	Vario, VarioFlex or VarioFlexPlus baskets with Rackmatic™. These basket systems offer more capacity and more flexibility to ensure everything can be fitted in, as well as the facility to adjust the height of a fully loaded upper basket with ease.
Reload function 	Allows you to open the door early in the cycle to add or remove laundry. For example a dropped sock, or a red garment in a white wash.
S	
Safety 	Safety lock – locks the door during operation. Selected models also feature tamperproof controls to stop interference during a programme.
SafetyGlass 	Safety glass shelves.
Selfcleaning Condenser 	This ground-breaking Automatic Self-Cleaning System means the water extracted during the drying cycle is used to flush the condenser, delivering a better than A-rated performance, every time, without you having to do a thing.
Self-cleaning detergent drawer 	Jet-sprays in each corner of the drawer automatically flush the detergent chambers clean, so no sludgy residue is left in the drawer.
Sensitive Drying System 	Prevents overheating and automatically stops once desired level of dryness is reached.
Separate Temperature control 	Separate temperature circuits mean you can regulate the freezer temperature separately from the fridge.

SoftSurge drum 	Asymetric paddles, a raindrop design drum surface, advanced waterflow system and porthole design all help deliver faster, better and gentler clothes washin...g.
SpeedPerfect (dishwashers) 	Optionally reduces dishwasher programme times by up to 50% but without compromising on quality.
SpeedPerfect (washing machines) 	Gives you perfect washing up to 60% faster by selecting the VarioSpeed option as part of our VarioPerfect™ system.
SuperCool 	Prepares the fridge in advance of introducing new groceries by rapidly reducing the temperature, and once new food is introduced, it is cooled more quickly.
SuperFreezing 	Prepares the freezer in advance of introducing new groceries by rapidly reducing the temperature, and once new food is introduced, it is cooled more quickly. Just press the button before you go shopping.
Super Quick 15 	A short programme of approximately 15 minutes for 2kg of lightly soiled washing. One of the shortest complete washing programmes of any machine on the market.
SuperQuick 40 	A shorter programme of approx 40 mins for light loads of up to 2kg, with sensor control for great drying results.
T	
Timer 24 	Delay the start of your programme for up to 24 hours.
Turbo Speed 	Preheats the dishwasher for 25 minutes. Once this preheat has been completed, a wash cycle takes only 20 minutes, and can be repeated again and again.

U	
Use anywhere in your home 	All our refrigeration appliances can be used anywhere in your home, even in rooms with low ambient temperatures such as a garage or a conservatory.*
V	
VarioDrawer 	A third loading level – the new innovative VarioDrawer replaces the cutlery basket, freeing even more space in the bottom basket. As well as cutlery, there is room for espresso cups and kitchen utensils, and even with the drawer in place, you can still load long-stemmed wine glasses in the upper basket.
VarioPerfect™ 	This system lets you decide whether you need your laundry quickly or more economically. EcoPerfect saves an additional 20 or 30% more energy and SpeedPerfect gives you the option to wash your laundry up to 60% faster.
W	
WaveDrum 	The new “wave” drop-design drum means just the right amount of gentle agitation for a perfect wash. In addition, the paddle and drum design makes for precise textile movement, constant water flow and equal detergent distribution for perfect results every time.
Whisper-quiet 	Our new AntiVibration Design™ reduces noise even further to give you a whisper-quiet machine.
Wool 	An exceptionally gentle woollens handwash programme.
Wrap-around evaporator	New wrap-around evaporator technology means there is now space for deeper storage, giving you items like removable glass drawers and a BigBox drawer.

*Applies to all appliances with climate class SN, SN-ST and SN-T, as long as the ambient temperature is above +5°C

Service you can depend on.

For help with your home appliance, trust Bosch Customer Service.



Reliability guaranteed. No compromises

All Bosch appliances come with a full two year warranty. This warranty can be extended for a further three years (total 5 years) with a protection plan which covers parts, labour and call out charges for an unlimited number of breakdown repairs and also extends your warranty to include accidental damage*.



Speedy response

Our customer's time is valuable and so we react quickly, with Bosch engineers based locally across the country.



Quality service straight from the original manufacturer: Bosch

A technical team analyses all repairs in advance to select the replacement parts needed. These are then shipped to the engineer's van the night before the visit so that the parts are ready to complete the repair on the first visit. Only original Bosch parts are used and we keep them available for our appliances for up to ten years.



Lifetime service goes without saying at Bosch

Once your guarantee period is over, we are still there to assist you. You can rely on expert care and first-rate service throughout your appliance's life cycle. From missing instruction manuals to appliance repair – we take care of everything. A promise is a promise!



Online

Book an engineer online*, or order replacement spare parts and accessories 24/7.

*Only available to UK customers.

To arrange an engineer visit or for replacement spare parts and accessories visit www.bosch-home.co.uk

Republic of Ireland customers:

To arrange an engineer visit www.bosch-home.co.uk
Or for replacement spare parts and accessories visit www.bosch-eshop.ie



On-call

Our friendly Bosch Customer Service team is on hand to provide competent, reliable assistance, from product advice to arranging a visit from a service engineer, to ordering the right original accessories or spare parts.

For engineer visits, to order replacement spare parts and accessories and for product advice call 0844 892 8979
For our 24 hour warranty helpline call 0844 481 0320

Republic of Ireland customers:

For engineer visits and to order replacement spare parts and accessories call 01450 2655
For our 24 hour warranty helpline call 01230 0344



Best customer service - three times in a row!

For the past three years, Bosch Customer Service has won the coveted Domestic and General Total Excellence and Quality Award. The Award is decided from surveys sent out to customers of the leading home appliance manufacturers in the UK. Bosch Customer Service came out on top once again, with an impressive 94.8% of customers rating our services as excellent or good.